



Doomben QLD Professional

Race 4: CASCADE QTIS Three-Year-Old Fillies Maiden Plate - 1200m

03 April 2024 - 13:44



BRISBANE
RACING CLUB

Track Rating: Soft 5, Weather: Fine, Rail Position: +8m

Section		Field Times											Last 600m					
		Overall	1000m	800m	600m	400m	200m						0:35.19					
		1:10.51 (0:13.12)	0:57.39 (0:10.78)	0:46.61 (0:11.42)	0:35.19 (0:11.50)	0:23.69 (0:11.45)	0:12.24 (0:12.24)											
Rank	TAB	Horse/Jockey	Barrier	Top Speed [km/h]	Fastest Section												Margin	Distance Travelled [m]
1	9	READY AND LUCKY Angela Jones	9	69.5 Overall	0:10.78 1000m	1:10.51 [1] (0:13.12)	0:57.39 [1] (0:10.78)	0:46.61 [1] (0:11.42)	0:35.19 [1] (0:11.50)	0:23.69 [1] (0:11.45)	0:12.24 [1] (0:12.24)	1:10.51	0:35.19					
2	1	GREY IMPACT Georgina Cartwright	1	69.2 1000m	0:10.92 1000m	1:10.82 [2] (0:13.46)	0:57.36 [5] (0:10.92)	0:46.44 [5] (0:11.49)	0:34.95 [5] (0:11.60)	0:23.35 [5] (0:11.27)	0:12.08 [3] (0:12.08)	0.31L	0:34.95	+10				
3	12	TOP ACT James Orman	12	67.3 1000m	0:10.92 1000m	1:11.06 [3] (0:14.17)	0:56.89 [9] (0:10.92)	0:45.97 [9] (0:11.28)	0:34.69 [9] (0:11.43)	0:23.26 [9] (0:11.31)	0:11.95 [7] (0:11.95)	0.24L	0:34.69	+2				
4	14	CRYPTIC SOUND Robbie Dolan	14	65.9 400m	0:11.20 400m	1:11.19 [4] (0:14.35)	0:56.84 [10] (0:11.21)	0:45.63 [11] (0:11.28)	0:34.35 [12] (0:11.28)	0:23.07 [12] (0:11.20)	0:11.87 [9] (0:11.87)	0.13L	0:34.35	+5				
5	5	KELANOA Noel Callow	5	69.2 1000m	0:10.83 1000m	1:11.21 [5] (0:14.12)	0:57.09 [8] (0:10.83)	0:46.26 [8] (0:11.32)	0:34.94 [8] (0:11.46)	0:23.48 [8] (0:11.35)	0:12.13 [6] (0:12.13)	0.02L	0:34.94	+13				
6	15	ROSEFINCH Justin Huxtable	15	66.7 1000m	0:11.02 1000m	1:11.64 [6] (0:14.35)	0:57.29 [11] (0:11.02)	0:46.27 [10] (0:11.27)	0:35.00 [10] (0:11.28)	0:23.72 [10] (0:11.42)	0:12.30 [10] (0:12.30)	0.43L	0:35.00	+4				
7	13	VERY SWISH Marnu Potgieter	13	65.7 1000m	0:11.06 1000m	1:11.65 [7] (0:14.64)	0:57.01 [13] (0:11.06)	0:45.95 [12] (0:11.14)	0:34.81 [11] (0:11.16)	0:23.65 [11] (0:11.38)	0:12.27 [11] (0:12.27)	0.01L	0:34.81	+4				
8	3	INSPIRATIONAL DIVA Ryan Maloney	3	68.8 1000m	0:10.94 1000m	1:11.75 [8] (0:13.76)	0:57.99 [7] (0:10.94)	0:47.05 [7] (0:11.35)	0:35.70 [7] (0:11.42)	0:24.28 [6] (0:11.60)	0:12.68 [5] (0:12.68)	0.1L	0:35.70	+9				
9	11	RIP UP RUBY Nikita Beriman	11	69.2 1000m	0:10.84 1000m	1:11.80 [9] (0:13.33)	0:58.47 [4] (0:10.84)	0:47.63 [4] (0:11.38)	0:36.25 [3] (0:11.51)	0:24.74 [2] (0:11.66)	0:13.08 [2] (0:13.08)	0.05L	0:36.25	+0				
10	4	KAMARIYA Bailey Wheeler	4	69.7 1000m	0:10.89 1000m	1:12.16 [10] (0:13.25)	0:58.91 [3] (0:10.89)	0:48.02 [3] (0:11.64)	0:36.38 [4] (0:11.64)	0:24.74 [4] (0:11.76)	0:12.98 [8] (0:12.98)	0.36L	0:36.38	+11				

Scratched: Video Vixen (#16), Miss Farstar (#18), Jamaican Mecrazy (#19), Risk Assessment (#22), Leger Chase (#7), Sexy Lexy (#17), Ready To Flirt (#10), Our Bling (#20), Diligente (#21)



Doomben QLD Professional

Race 4: CASCADE QTIS Three-Year-Old Fillies Maiden Plate - 1200m

03 April 2024 - 13:44



BRISBANE
RACING CLUB

Track Rating: Soft 5, Weather: Fine, Rail Position: +8m

Section		Overall	1000m	800m	600m	400m	200m	Last 600m					
Field Times		1:10.51 (0:13.12)	0:57.39 (0:10.78)	0:46.61 (0:11.42)	0:35.19 (0:11.50)	0:23.69 (0:11.45)	0:12.24 (0:12.24)	0:35.19					
Rank	TAB Horse/Jockey	Barrier	Top Speed [km/h]	Fastest Section	Margin							Distance Travelled [m]	
11	8 MARGOT'S BULLSEYE Martin Harley	8	70.1 1000m	0:10.69 1000m	1:12.34 [11] (0:13.24)	0:59.10 [2] (0:10.69)	0:48.41 [2] (0:11.52)	0:36.89 [2] (0:11.67)	0:25.22 [3] (0:11.77)	0:13.45 [4] (0:13.45)	0.18L	0:36.89	+9
12	2 HOME CREEK Kirk Matheson	2	67.8 1000m	0:11.00 1000m	1:12.39 [12] (0:13.57)	0:58.82 [6] (0:11.00)	0:47.82 [6] (0:11.43)	0:36.39 [6] (0:11.65)	0:24.74 [7] (0:11.87)	0:12.87 [12] (0:12.87)	0.05L	0:36.39	+2
13	6 KELLY'S LANDING Samantha Collett	6	67.3 1000m	0:11.23 1000m	1:12.46 [13] (0:14.56)	0:57.90 [12] (0:11.23)	0:46.67 [13] (0:11.27)	0:35.40 [13] (0:11.47)	0:23.93 [13] (0:11.46)	0:12.47 [13] (0:12.47)	0.07L	0:35.40	+11

Scratched: Video Vixen (#16), Miss Farstar (#18), Jamaican Mecrazy (#19), Risk Assessment (#22), Leger Chase (#7), Sexy Lexy (#17), Ready To Flirt (#10), Our Bling (#20), Diligente (#21)

[] Ranking at each section and finish
 -:-:- No data available at this section
 NA No data available

SCN Saddle cloth number
 DNF Did not finish
 DNT Did not track



Horse/Jockey Name	Ready And Lucky
Final Rank	1
Fastest Section Time (Section)	0:10.78 (1000m)
Top Speed [km/h] (Section)	69.5 (Overall)
Race State	Finished



Doomben QLD Professional
Race 4: CASCADE QTIS Three-Year-Old Fillies Maiden Plate - 1200m

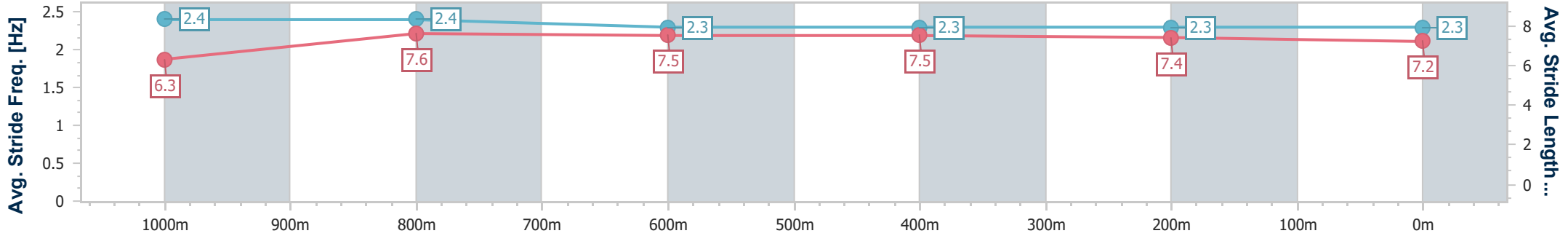
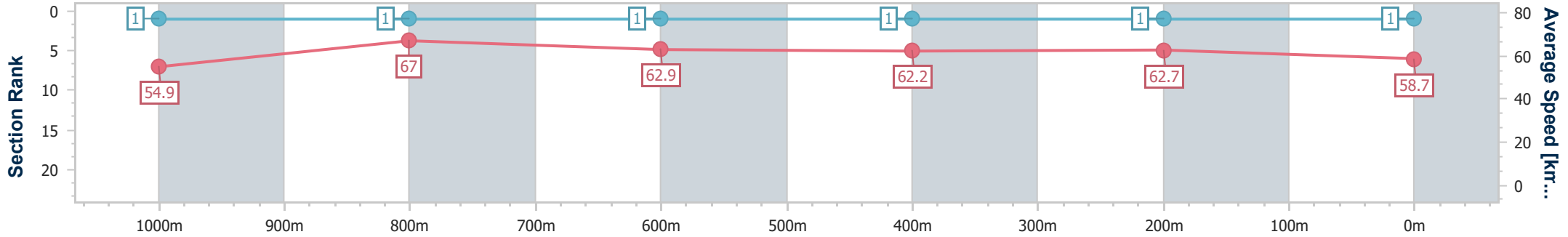
03 April 2024 - 13:44

Track Rating: Soft 5, Weather: Fine, Rail Position: +8m



BRISBANE
RACING CLUB

Section	Overall	1000m	800m	600m	400m	200m
Section Times	1:10.51 [1] (0:13.12)	0:57.39 [1] (0:10.78)	0:46.61 [1] (0:11.42)	0:35.19 [1] (0:11.50)	0:23.69 [1] (0:11.45)	0:12.24 [1] (0:12.24)
Average Speed [km/h]	54.9	67.0	62.9	62.2	62.7	58.7
Top Speed [km/h]	69.5	69.3	65.0	62.8	63.6	62.2
Avg. Dist. to Rail [m]	4.9	1.2	0.2	1.0	1.7	1.4
Avg. Stride Freq. [Hz]	2.4	2.4	2.3	2.3	2.3	2.3
Avg. Stride Length [m]	6.3	7.6	7.5	7.5	7.4	7.2



- [] Ranking at each section and finish
- .-.- No data available at this section
- NA No data available



Horse/Jockey Name	Grey Impact
Final Rank	2
Fastest Section Time (Section)	0:10.92 (1000m)
Top Speed [km/h] (Section)	69.2 (1000m)
Race State	Finished



Doomben QLD Professional
Race 4: CASCADE QTIS Three-Year-Old Fillies Maiden Plate - 1200m

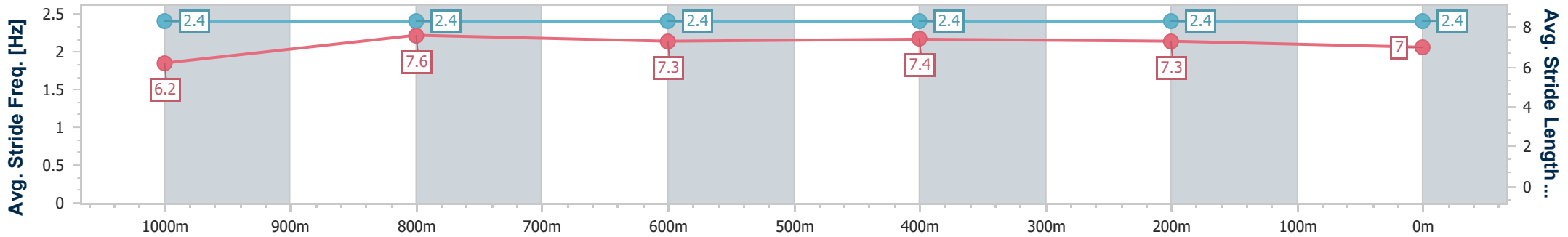
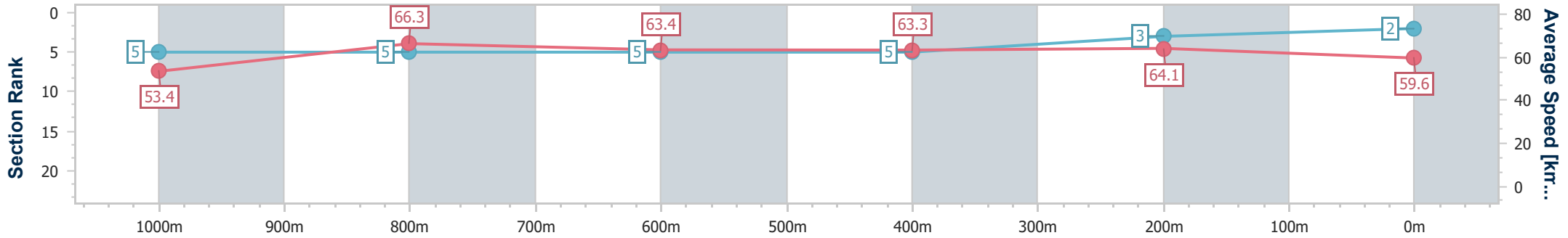
03 April 2024 - 13:44

Track Rating: Soft 5, Weather: Fine, Rail Position: +8m



BRISBANE RACING CLUB

Section	Overall	1000m	800m	600m	400m	200m
Section Times	1:10.82 [2] (0:13.46)	0:57.36 [5] (0:10.92)	0:46.44 [5] (0:11.49)	0:34.95 [5] (0:11.60)	0:23.35 [5] (0:11.27)	0:12.08 [3] (0:12.08)
Average Speed [km/h]	53.4	66.3	63.4	63.3	64.1	59.6
Top Speed [km/h]	67.1	69.2	65.5	64.1	65.8	61.7
Avg. Dist. to Rail [m]	2.9	1.2	2.4	3.3	3.3	2.2
Avg. Stride Freq. [Hz]	2.4	2.4	2.4	2.4	2.4	2.4
Avg. Stride Length [m]	6.2	7.6	7.3	7.4	7.3	7.0



- [] Ranking at each section and finish
- .-.- No data available at this section
- NA No data available



Horse/Jockey Name	Top Act
Final Rank	3
Fastest Section Time (Section)	0:10.92 (1000m)
Top Speed [km/h] (Section)	67.3 (1000m)
Race State	Finished



Doomben QLD Professional
Race 4: CASCADE QTIS Three-Year-Old Fillies Maiden Plate - 1200m

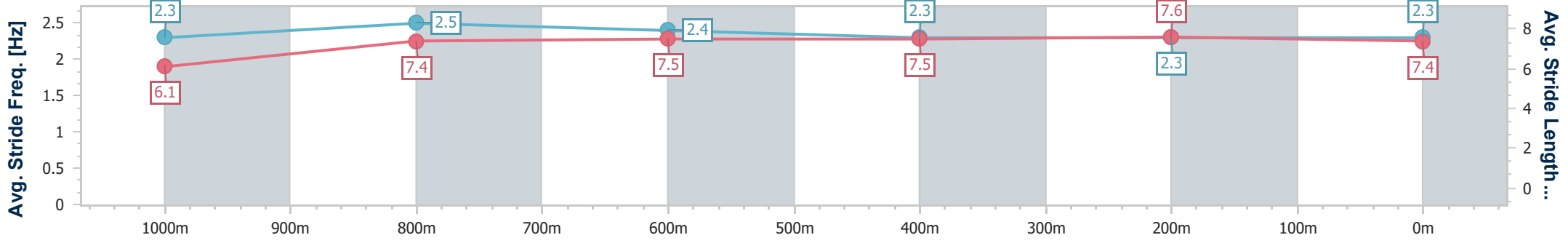
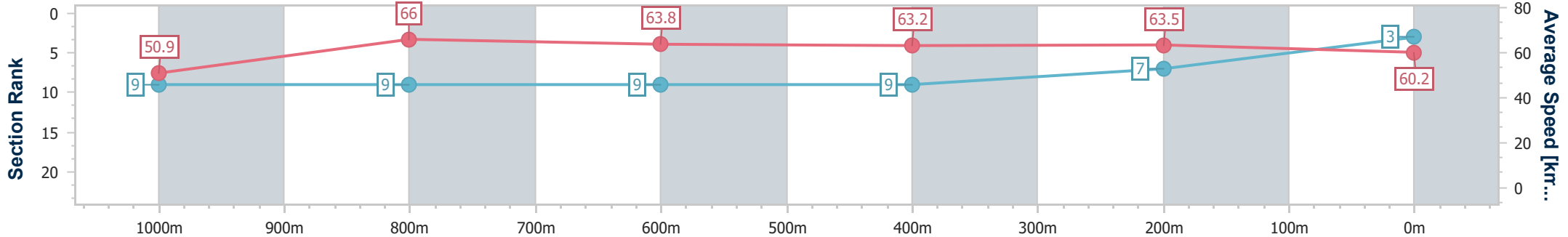
03 April 2024 - 13:44

Track Rating: Soft 5, Weather: Fine, Rail Position: +8m



BRISBANE
RACING CLUB

Section	Overall	1000m	800m	600m	400m	200m
Section Times	1:11.06 [3] (0:14.17)	0:56.89 [9] (0:10.92)	0:45.97 [9] (0:11.28)	0:34.69 [9] (0:11.43)	0:23.26 [9] (0:11.31)	0:11.95 [7] (0:11.95)
Average Speed [km/h]	50.9	66.0	63.8	63.2	63.5	60.2
Top Speed [km/h]	65.8	67.3	64.8	64.3	65.1	64.2
Avg. Dist. to Rail [m]	3.5	0.4	0.3	0.2	1.5	0.7
Avg. Stride Freq. [Hz]	2.3	2.5	2.4	2.3	2.3	2.3
Avg. Stride Length [m]	6.1	7.4	7.5	7.5	7.6	7.4



- [] Ranking at each section and finish
- .-.- No data available at this section
- NA No data available



Horse/Jockey Name	Cryptic Sound
Final Rank	4
Fastest Section Time (Section)	0:11.20 (400m)
Top Speed [km/h] (Section)	65.9 (400m)
Race State	Finished



Doomben QLD Professional
Race 4: CASCADE QTIS Three-Year-Old Fillies Maiden Plate - 1200m

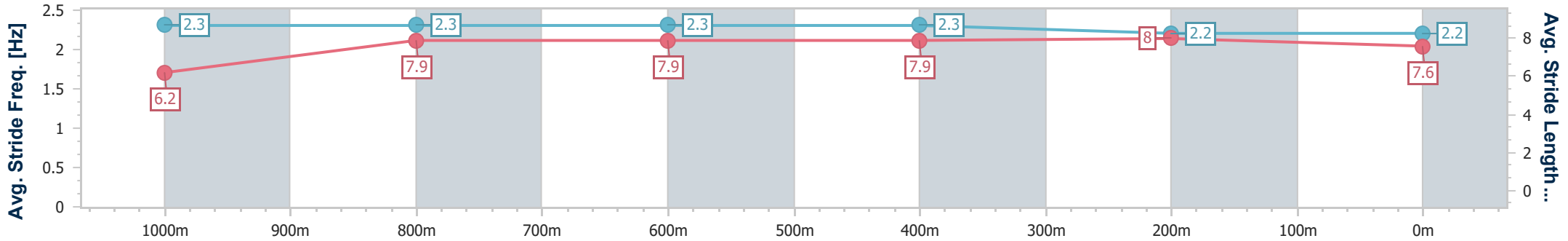
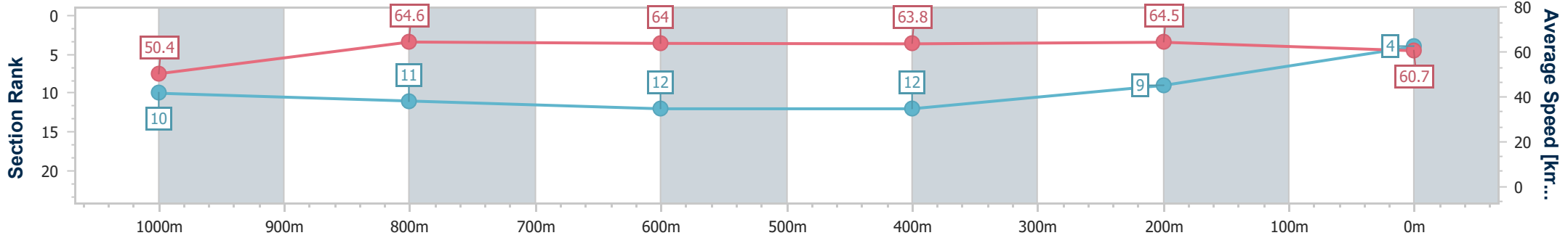
03 April 2024 - 13:44

Track Rating: Soft 5, Weather: Fine, Rail Position: +8m



BRISBANE
RACING CLUB

Section	Overall	1000m	800m	600m	400m	200m
Section Times	1:11.19 [4] (0:14.35)	0:56.84 [10] (0:11.21)	0:45.63 [11] (0:11.28)	0:34.35 [12] (0:11.28)	0:23.07 [12] (0:11.20)	0:11.87 [9] (0:11.87)
Average Speed [km/h]	50.4	64.6	64.0	63.8	64.5	60.7
Top Speed [km/h]	65.8	65.6	65.3	65.2	65.9	62.5
Avg. Dist. to Rail [m]	6.6	1.4	0.7	0.7	2.1	5.8
Avg. Stride Freq. [Hz]	2.3	2.3	2.3	2.3	2.2	2.2
Avg. Stride Length [m]	6.2	7.9	7.9	7.9	8.0	7.6



- [] Ranking at each section and finish
- .-.- No data available at this section
- NA No data available



Horse/Jockey Name	Kelanoa
Final Rank	5
Fastest Section Time (Section)	0:10.83 (1000m)
Top Speed [km/h] (Section)	69.2 (1000m)
Race State	Finished



Doomben QLD Professional
Race 4: CASCADE QTIS Three-Year-Old Fillies Maiden Plate - 1200m

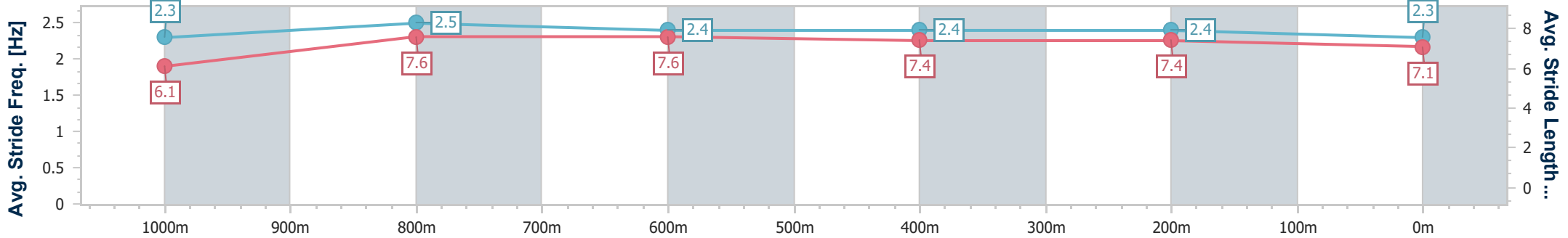
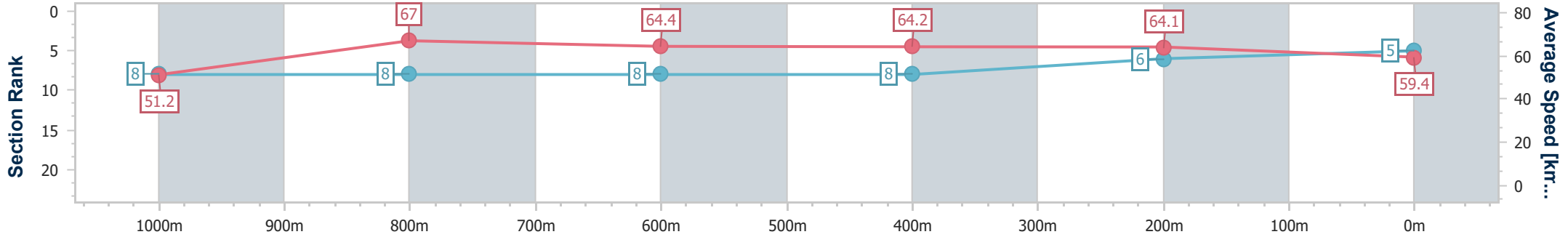


BRISBANE
RACING CLUB

03 April 2024 - 13:44

Track Rating: Soft 5, Weather: Fine, Rail Position: +8m

Section	Overall	1000m	800m	600m	400m	200m
Section Times	1:11.21 [5] (0:14.12)	0:57.09 [8] (0:10.83)	0:46.26 [8] (0:11.32)	0:34.94 [8] (0:11.46)	0:23.48 [8] (0:11.35)	0:12.13 [6] (0:12.13)
Average Speed [km/h]	51.2	67.0	64.4	64.2	64.1	59.4
Top Speed [km/h]	68.2	69.2	65.9	65.9	65.3	62.5
Avg. Dist. to Rail [m]	7.6	1.5	2.8	4.2	5.5	4.2
Avg. Stride Freq. [Hz]	2.3	2.5	2.4	2.4	2.4	2.3
Avg. Stride Length [m]	6.1	7.6	7.6	7.4	7.4	7.1



- [] Ranking at each section and finish
- .-.- No data available at this section
- NA No data available



Horse/Jockey Name	Rosefinch
Final Rank	6
Fastest Section Time (Section)	0:11.02 (1000m)
Top Speed [km/h] (Section)	66.7 (1000m)
Race State	Finished



Doomben QLD Professional
Race 4: CASCADE QTIS Three-Year-Old Fillies Maiden Plate - 1200m

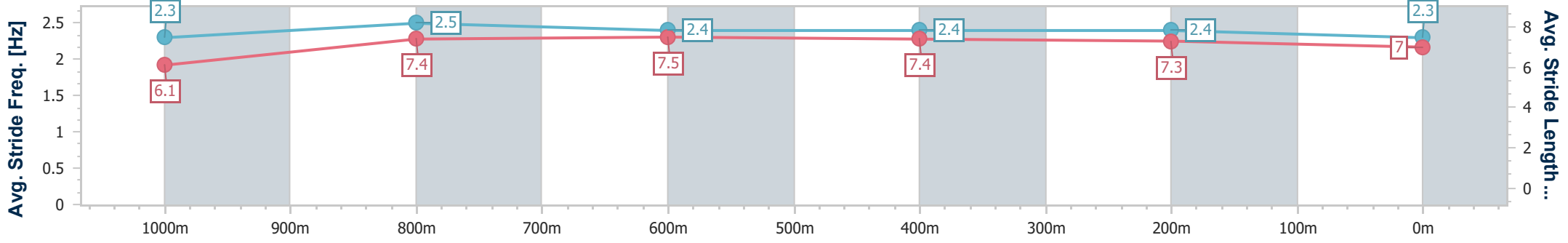
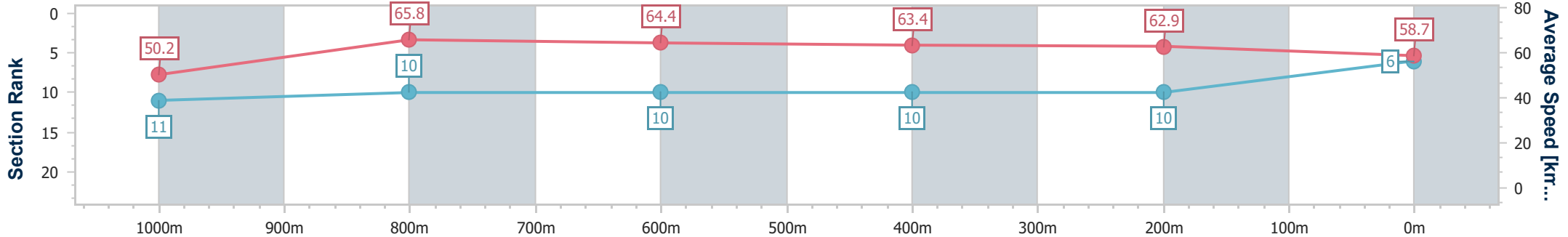
03 April 2024 - 13:44

Track Rating: Soft 5, Weather: Fine, Rail Position: +8m



BRISBANE
RACING CLUB

Section	Overall	1000m	800m	600m	400m	200m
Section Times	1:11.64 [6] (0:14.35)	0:57.29 [11] (0:11.02)	0:46.27 [10] (0:11.27)	0:35.00 [10] (0:11.28)	0:23.72 [10] (0:11.42)	0:12.30 [10] (0:12.30)
Average Speed [km/h]	50.2	65.8	64.4	63.4	62.9	58.7
Top Speed [km/h]	65.3	66.7	65.7	63.9	63.9	62.6
Avg. Dist. to Rail [m]	3.2	2.0	1.6	1.0	0.7	1.1
Avg. Stride Freq. [Hz]	2.3	2.5	2.4	2.4	2.4	2.3
Avg. Stride Length [m]	6.1	7.4	7.5	7.4	7.3	7.0



- [] Ranking at each section and finish
- .-.- No data available at this section
- NA No data available



Horse/Jockey Name	Very Swish
Final Rank	7
Fastest Section Time (Section)	0:11.06 (1000m)
Top Speed [km/h] (Section)	65.7 (1000m)
Race State	Finished



Doomben QLD Professional
Race 4: CASCADE QTIS Three-Year-Old Fillies Maiden Plate - 1200m

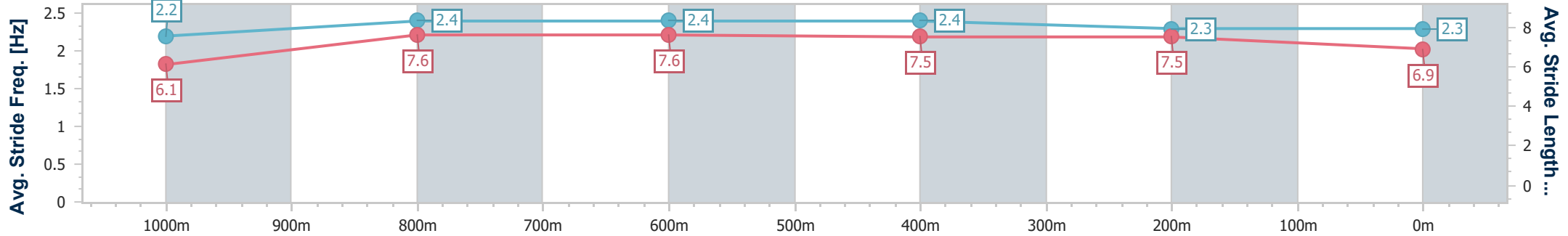
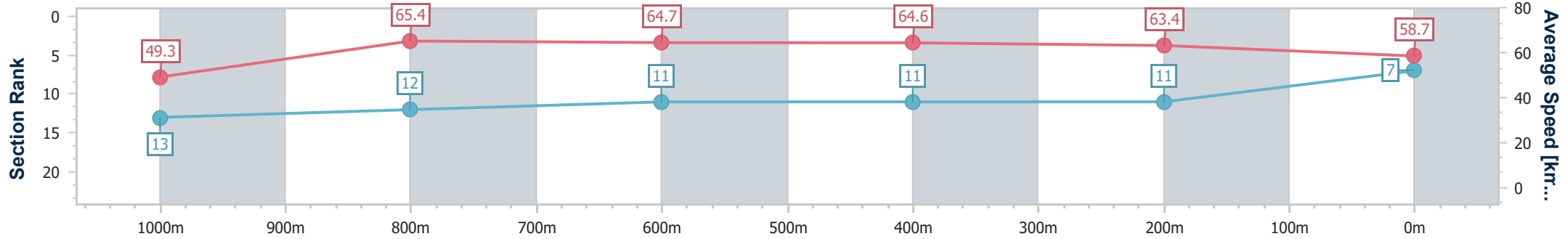
03 April 2024 - 13:44

Track Rating: Soft 5, Weather: Fine, Rail Position: +8m



BRISBANE RACING CLUB

Section	Overall	1000m	800m	600m	400m	200m
Section Times	1:11.65 [7] (0:14.64)	0:57.01 [13] (0:11.06)	0:45.95 [12] (0:11.14)	0:34.81 [11] (0:11.16)	0:23.65 [11] (0:11.38)	0:12.27 [11] (0:12.27)
Average Speed [km/h]	49.3	65.4	64.7	64.6	63.4	58.7
Top Speed [km/h]	64.0	65.7	65.2	65.1	64.3	62.8
Avg. Dist. to Rail [m]	7.4	0.4	0.6	0.5	1.2	2.8
Avg. Stride Freq. [Hz]	2.2	2.4	2.4	2.4	2.3	2.3
Avg. Stride Length [m]	6.1	7.6	7.6	7.5	7.5	6.9



- [] Ranking at each section and finish
- .-.- No data available at this section
- NA No data available



Horse/Jockey Name	Inspirational Diva
Final Rank	8
Fastest Section Time (Section)	0:10.94 (1000m)
Top Speed [km/h] (Section)	68.8 (1000m)
Race State	Finished



Doomben QLD Professional
Race 4: CASCADE QTIS Three-Year-Old Fillies Maiden Plate - 1200m

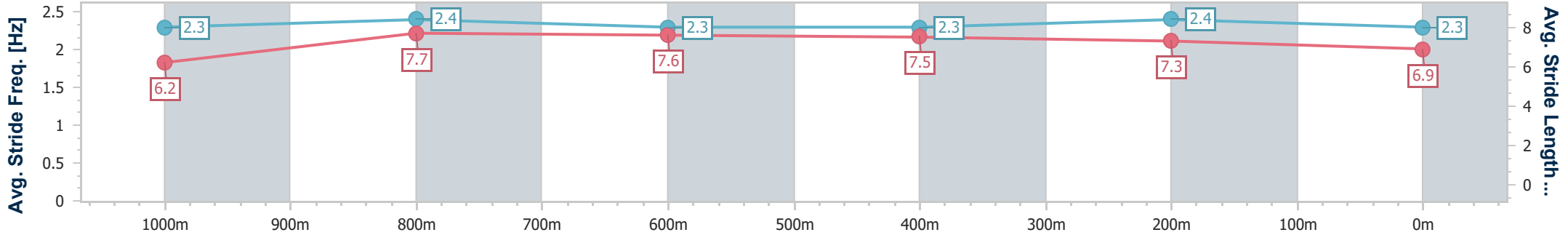
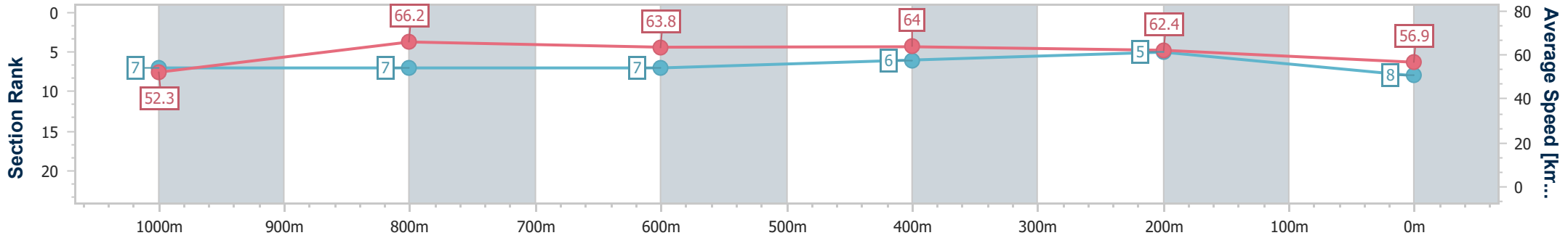
03 April 2024 - 13:44

Track Rating: Soft 5, Weather: Fine, Rail Position: +8m



BRISBANE RACING CLUB

Section	Overall	1000m	800m	600m	400m	200m
Section Times	1:11.75 [8] (0:13.76)	0:57.99 [7] (0:10.94)	0:47.05 [7] (0:11.35)	0:35.70 [7] (0:11.42)	0:24.28 [6] (0:11.60)	0:12.68 [5] (0:12.68)
Average Speed [km/h]	52.3	66.2	63.8	64.0	62.4	56.9
Top Speed [km/h]	68.2	68.8	65.4	64.9	64.3	60.9
Avg. Dist. to Rail [m]	6.7	1.2	1.1	2.9	3.4	3.9
Avg. Stride Freq. [Hz]	2.3	2.4	2.3	2.3	2.4	2.3
Avg. Stride Length [m]	6.2	7.7	7.6	7.5	7.3	6.9



- [] Ranking at each section and finish
- .-.- No data available at this section
- NA No data available



Horse/Jockey Name	Rip Up Ruby
Final Rank	9
Fastest Section Time (Section)	0:10.84 (1000m)
Top Speed [km/h] (Section)	69.2 (1000m)
Race State	Finished



Doomben QLD Professional
Race 4: CASCADE QTIS Three-Year-Old Fillies Maiden Plate - 1200m

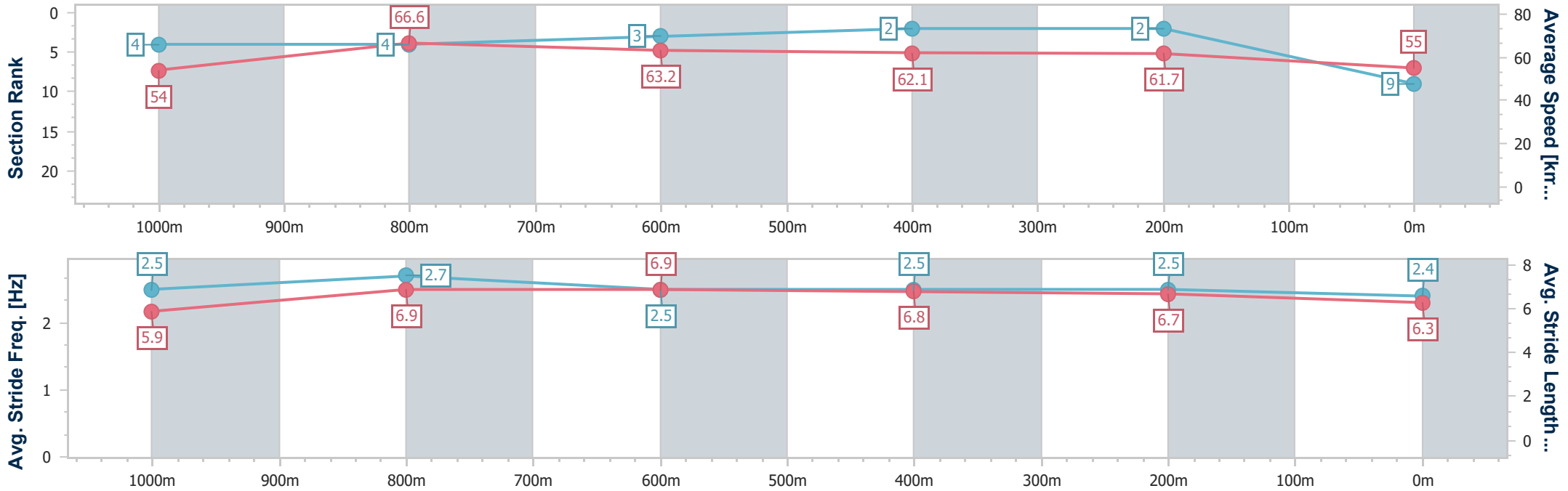
03 April 2024 - 13:44

Track Rating: Soft 5, Weather: Fine, Rail Position: +8m



BRISBANE
RACING CLUB

Section	Overall	1000m	800m	600m	400m	200m
Section Times	1:11.80 [9] (0:13.33)	0:58.47 [4] (0:10.84)	0:47.63 [4] (0:11.38)	0:36.25 [3] (0:11.51)	0:24.74 [2] (0:11.66)	0:13.08 [2] (0:13.08)
Average Speed [km/h]	54.0	66.6	63.2	62.1	61.7	55.0
Top Speed [km/h]	68.5	69.2	65.8	63.6	63.5	61.1
Avg. Dist. to Rail [m]	0.8	0.7	0.3	0.9	0.7	0.4
Avg. Stride Freq. [Hz]	2.5	2.7	2.5	2.5	2.5	2.4
Avg. Stride Length [m]	5.9	6.9	6.9	6.8	6.7	6.3



- [] Ranking at each section and finish
- .-.- No data available at this section
- NA No data available



Horse/Jockey Name	Kamariya
Final Rank	10
Fastest Section Time (Section)	0:10.89 (1000m)
Top Speed [km/h] (Section)	69.7 (1000m)
Race State	Finished



Doomben QLD Professional
Race 4: CASCADE QTIS Three-Year-Old Fillies Maiden Plate - 1200m

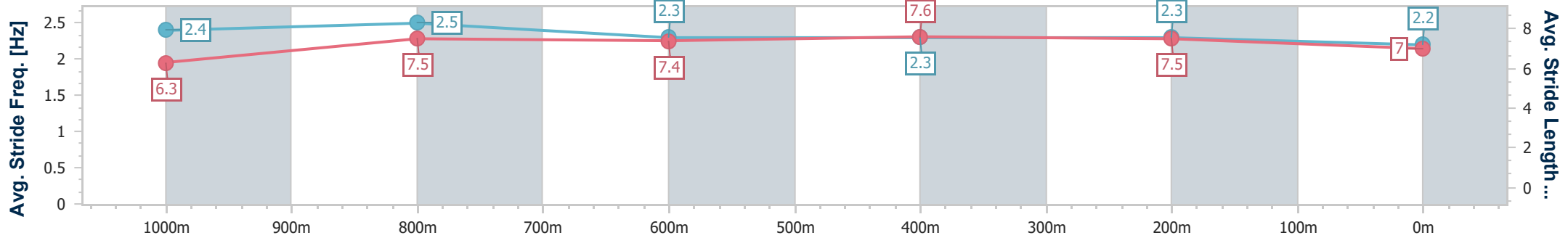
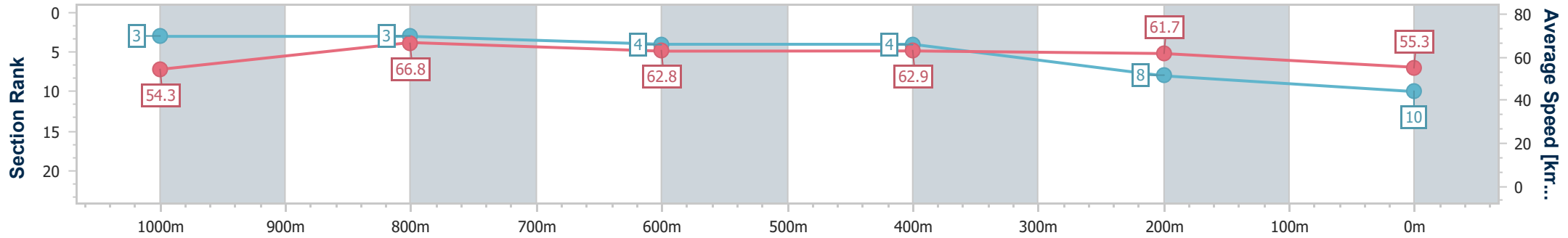
03 April 2024 - 13:44

Track Rating: Soft 5, Weather: Fine, Rail Position: +8m



BRISBANE
RACING CLUB

Section	Overall	1000m	800m	600m	400m	200m
Section Times	1:12.16 [10] (0:13.25)	0:58.91 [3] (0:10.89)	0:48.02 [3] (0:11.64)	0:36.38 [4] (0:11.64)	0:24.74 [4] (0:11.76)	0:12.98 [8] (0:12.98)
Average Speed [km/h]	54.3	66.8	62.8	62.9	61.7	55.3
Top Speed [km/h]	69.0	69.7	65.4	63.6	63.0	59.6
Avg. Dist. to Rail [m]	1.0	1.6	3.2	3.2	2.1	0.5
Avg. Stride Freq. [Hz]	2.4	2.5	2.3	2.3	2.3	2.2
Avg. Stride Length [m]	6.3	7.5	7.4	7.6	7.5	7.0



- [] Ranking at each section and finish
- .-.- No data available at this section
- NA No data available



Horse/Jockey Name	Margot's Bullseye
Final Rank	11
Fastest Section Time (Section)	0:10.69 (1000m)
Top Speed [km/h] (Section)	70.1 (1000m)
Race State	Finished



Doomben QLD Professional
Race 4: CASCADE QTIS Three-Year-Old Fillies Maiden Plate - 1200m

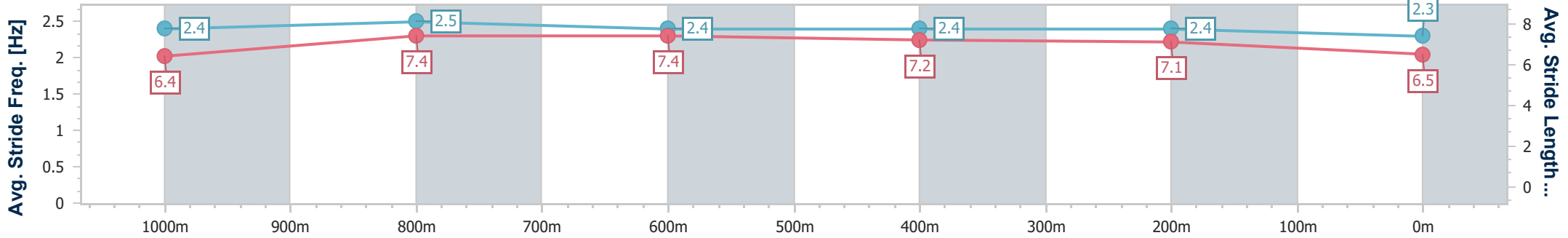
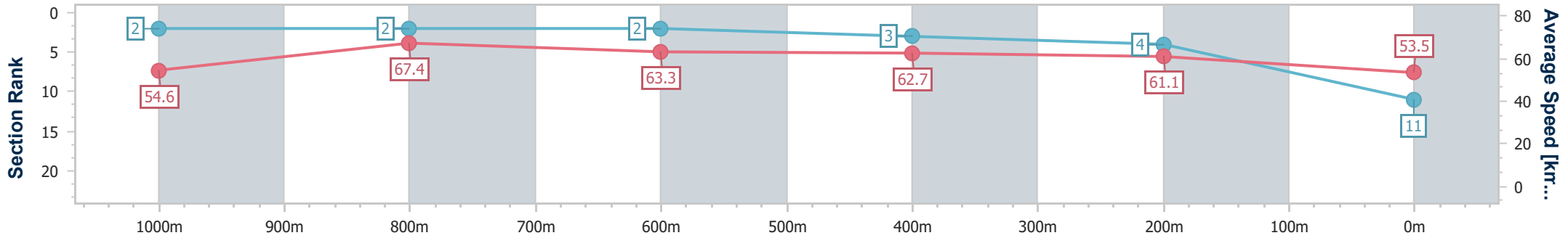
03 April 2024 - 13:44

Track Rating: Soft 5, Weather: Fine, Rail Position: +8m



BRISBANE RACING CLUB

Section	Overall	1000m	800m	600m	400m	200m
Section Times	1:12.34 [11] (0:13.24)	0:59.10 [2] (0:10.69)	0:48.41 [2] (0:11.52)	0:36.89 [2] (0:11.67)	0:25.22 [3] (0:11.77)	0:13.45 [4] (0:13.45)
Average Speed [km/h]	54.6	67.4	63.3	62.7	61.1	53.5
Top Speed [km/h]	70.1	70.1	65.2	64.1	64.1	57.7
Avg. Dist. to Rail [m]	6.1	1.6	2.8	2.1	1.8	1.6
Avg. Stride Freq. [Hz]	2.4	2.5	2.4	2.4	2.4	2.3
Avg. Stride Length [m]	6.4	7.4	7.4	7.2	7.1	6.5



- [] Ranking at each section and finish
- .-.- No data available at this section
- NA No data available



Horse/Jockey Name	Home Creek
Final Rank	12
Fastest Section Time (Section)	0:11.00 (1000m)
Top Speed [km/h] (Section)	67.8 (1000m)
Race State	Finished



Doomben QLD Professional
Race 4: CASCADE QTIS Three-Year-Old Fillies Maiden Plate - 1200m

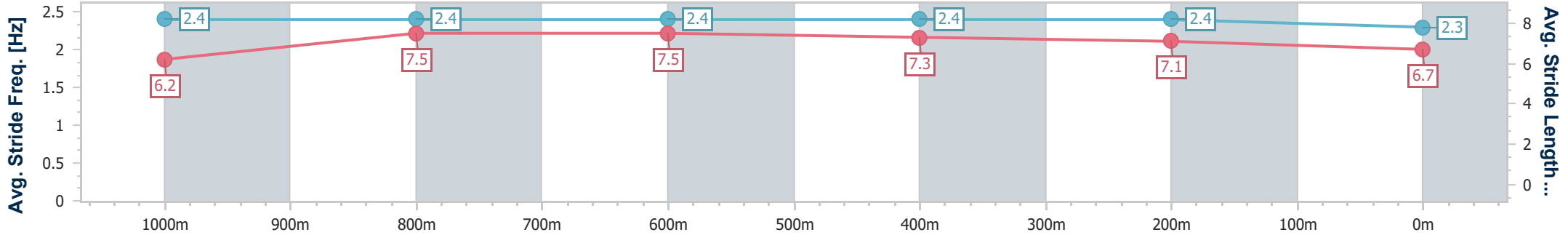
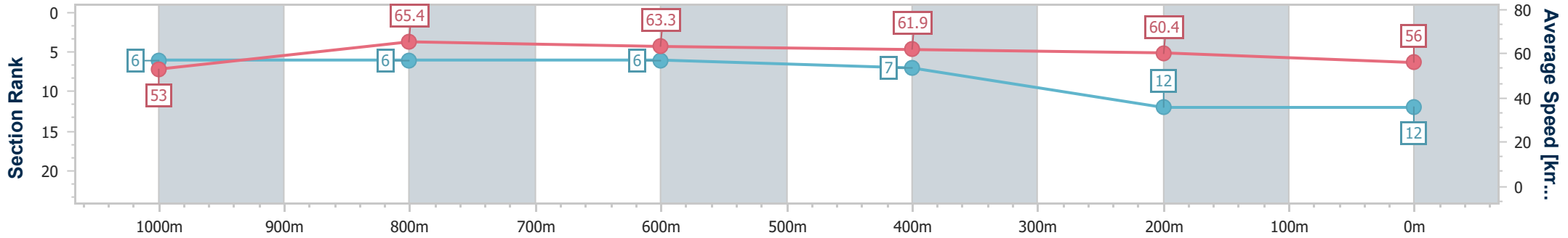
03 April 2024 - 13:44

Track Rating: Soft 5, Weather: Fine, Rail Position: +8m



BRISBANE
RACING CLUB

Section	Overall	1000m	800m	600m	400m	200m
Section Times	1:12.39 [12] (0:13.57)	0:58.82 [6] (0:11.00)	0:47.82 [6] (0:11.43)	0:36.39 [6] (0:11.65)	0:24.74 [7] (0:11.87)	0:12.87 [12] (0:12.87)
Average Speed [km/h]	53.0	65.4	63.3	61.9	60.4	56.0
Top Speed [km/h]	66.8	67.8	64.1	62.8	61.8	59.3
Avg. Dist. to Rail [m]	1.9	0.4	0.7	0.9	1.2	1.0
Avg. Stride Freq. [Hz]	2.4	2.4	2.4	2.4	2.4	2.3
Avg. Stride Length [m]	6.2	7.5	7.5	7.3	7.1	6.7



- [] Ranking at each section and finish
- .-.- No data available at this section
- NA No data available



Horse/Jockey Name	Kelly's Landing
Final Rank	13
Fastest Section Time (Section)	0:11.23 (1000m)
Top Speed [km/h] (Section)	67.3 (1000m)
Race State	Finished



Doomben QLD Professional
Race 4: CASCADE QTIS Three-Year-Old Fillies Maiden Plate - 1200m

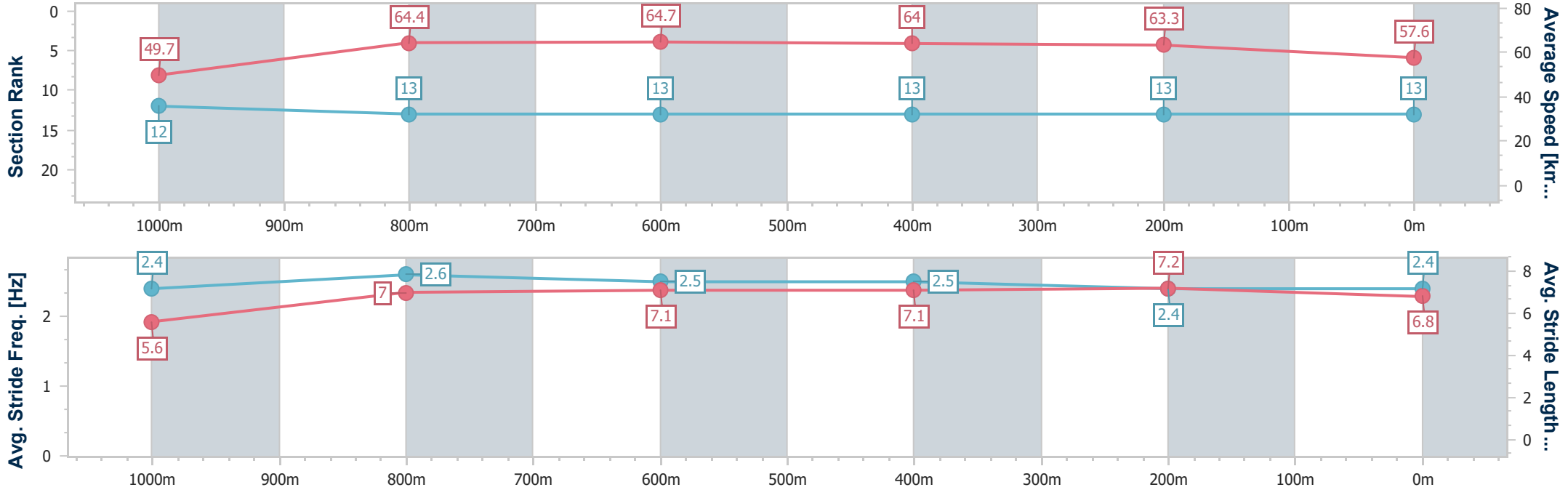
03 April 2024 - 13:44

Track Rating: Soft 5, Weather: Fine, Rail Position: +8m



BRISBANE
RACING CLUB

Section	Overall	1000m	800m	600m	400m	200m
Section Times	1:12.46 [13] (0:14.56)	0:57.90 [12] (0:11.23)	0:46.67 [13] (0:11.27)	0:35.40 [13] (0:11.47)	0:23.93 [13] (0:11.46)	0:12.47 [13] (0:12.47)
Average Speed [km/h]	49.7	64.4	64.7	64.0	63.3	57.6
Top Speed [km/h]	65.8	67.3	66.2	66.1	63.8	62.7
Avg. Dist. to Rail [m]	8.8	2.4	2.7	3.6	3.4	5.7
Avg. Stride Freq. [Hz]	2.4	2.6	2.5	2.5	2.4	2.4
Avg. Stride Length [m]	5.6	7.0	7.1	7.1	7.2	6.8



- [] Ranking at each section and finish
- .-.- No data available at this section
- NA No data available