



IPSWICH, QLD  
Race 1 - TAB VENUE MODE - 431M  
05/04/2024 - 14:04:39 PM

RUG	NAME	BOX	TOP SPEED	50M	100M	150M	200M	250M	300M	350M	400M	200M HOME	FINISH TIME
<b>5</b>	<b>Manhattan Monaro</b>	5	75.1km/h	<b>3.78 [2]</b> 52.1km/h (2.9M)	<b>7.48 [8]</b> 61.7km/h (1.2M)	<b>9.69 [5]</b> 66.6km/h (6.9M)	<b>11.92 [2]</b> 68.0km/h (3.6M)	<b>14.68 [1]</b> 65.5km/h (1.1M)	<b>17.64 [1]</b> 60.3km/h (0.7M)	<b>22.93 [8]</b> 69.0km/h (1.4M)	<b>23.78 [1]</b> 74.3km/h (1.6M)	12.06 66.7km/h (1.3M)	<b>25.71 [1]</b>
<b>7</b>	<b>Tiger Toast</b>	7	68.0km/h	<b>3.90 [5]</b> 43.1km/h (3.4M)	<b>6.83 [3]</b> 62.4km/h (2.1M)	<b>9.64 [4]</b> 64.7km/h (2.4M)	<b>12.30 [4]</b> 67.5km/h (3.0M)	<b>15.09 [3]</b> 66.3km/h (1.5M)	<b>18.04 [3]</b> 61.8km/h (0.8M)	<b>21.05 [2]</b> 60.0km/h (0.9M)	<b>24.01 [3]</b> 60.6km/h (1.5M)	11.84 61.3km/h (1.1M)	<b>25.86 [2]</b>
<b>2</b>	<b>Diva Unleashed</b>	2	67.0km/h	<b>3.67 [1]</b> 45.6km/h (1.7M)	<b>6.45 [1]</b> 64.6km/h (1.4M)	<b>9.20 [1]</b> 66.0km/h (1.5M)	<b>11.90 [1]</b> 66.8km/h (1.4M)	<b>14.74 [2]</b> 64.6km/h (1.1M)	<b>17.75 [2]</b> 60.7km/h (0.9M)	<b>20.84 [1]</b> 58.5km/h (0.8M)	<b>23.98 [2]</b> 57.6km/h (1.8M)	12.32 59.0km/h (1.3M)	<b>25.98 [3]</b>
<b>1</b>	<b>Stitched Up Jack</b>	1	67.0km/h	<b>3.88 [4]</b> 42.9km/h (1.0M)	<b>6.98 [7]</b> 58.8km/h (1.1M)	<b>9.87 [6]</b> 61.4km/h (1.9M)	<b>12.58 [6]</b> 66.3km/h (2.6M)	<b>15.39 [6]</b> 65.4km/h (1.6M)	<b>18.43 [5]</b> 60.3km/h (0.9M)	<b>21.43 [4]</b> 60.6km/h (1.5M)	<b>24.37 [5]</b> 61.6km/h (3.6M)	11.89 61.3km/h (2.1M)	<b>26.20 [4]</b>
<b>3</b>	<b>Azir</b>	3	66.7km/h	<b>3.84 [3]</b> 43.0km/h (1.7M)	<b>6.78 [2]</b> 61.0km/h (1.1M)	<b>9.57 [2]</b> 64.6km/h (1.8M)	<b>12.28 [3]</b> 66.4km/h (1.8M)	<b>15.17 [4]</b> 63.5km/h (1.0M)	<b>18.17 [4]</b> 60.6km/h (1.1M)	<b>21.28 [3]</b> 59.0km/h (1.5M)	<b>24.30 [4]</b> 59.5km/h (2.1M)	12.14 59.9km/h (1.5M)	<b>26.21 [5]</b>
<b>9</b>	<b>Sleek Charm</b>	6	67.1km/h	<b>3.94 [6]</b> 45.5km/h (2.0M)	<b>6.95 [5]</b> 60.9km/h (1.7M)	<b>9.94 [7]</b> 61.3km/h (2.8M)	<b>12.65 [7]</b> 65.9km/h (1.5M)	<b>15.44 [7]</b> 65.3km/h (0.8M)	<b>18.50 [6]</b> 59.7km/h (0.7M)	<b>21.50 [5]</b> 59.6km/h (0.7M)	<b>24.44 [6]</b> 61.2km/h (0.6M)	11.88 60.8km/h (0.6M)	<b>26.27 [6]</b>
<b>8</b>	<b>Far Less Pickles</b>	8	66.5km/h	<b>3.97 [7]</b> 43.3km/h (3.6M)	<b>6.97 [6]</b> 61.6km/h (2.5M)	<b>9.97 [8]</b> 61.8km/h (3.3M)	<b>12.70 [8]</b> 65.6km/h (2.9M)	<b>15.60 [8]</b> 63.7km/h (1.3M)	<b>18.70 [8]</b> 58.7km/h (0.9M)	<b>21.79 [7]</b> 58.6km/h (1.2M)	<b>24.85 [7]</b> 59.0km/h (2.3M)	12.36 59.0km/h (1.6M)	<b>26.82 [7]</b>
<b>4</b>	<b>Money Ablaze</b>	4	66.7km/h	<b>4.03 [8]</b> 44.5km/h (1.5M)	<b>6.86 [4]</b> 62.6km/h (0.7M)	<b>9.63 [3]</b> 64.6km/h (0.9M)	<b>12.34 [5]</b> 66.3km/h (0.8M)	<b>15.37 [5]</b> 61.8km/h (1.1M)	<b>18.58 [7]</b> 57.0km/h (1.3M)	<b>21.73 [6]</b> 57.1km/h (0.9M)	<b>24.88 [8]</b> 57.5km/h (1.4M)	12.70 57.3km/h (1.3M)	<b>26.88 [8]</b>

Data based on IsoLynx Localised Positioning System.  
Legend:  
[] - Rank at each section  
( ) - Avg. meters to rail for section  
-- - No data available at section





IPSWICH, QLD  
Race 2 - SKY RACING - 431M  
05/04/2024 - 14:19:41 PM

RUG	NAME	BOX	TOP SPEED	50M	100M	150M	200M	250M	300M	350M	400M	200M HOME	FINISH TIME
<b>3</b>	<b>Little Cosmo</b>	3	67.0km/h	3.75 [1] 43.3km/h (1.3M)	6.53 [1] 63.4km/h (0.8M)	9.26 [1] 66.0km/h (1.1M)	11.96 [1] 66.8km/h (1.1M)	14.76 [1] 65.1km/h (1.0M)	17.72 [1] 61.3km/h (0.7M)	20.76 [1] 59.4km/h (0.7M)	23.80 [1] 59.3km/h (0.8M)	11.99 60.3km/h (0.8M)	<b>25.70 [1]</b>
<b>5</b>	<b>Bundy Damage</b>	5	67.5km/h	3.92 [5] 42.6km/h (2.1M)	7.05 [5] 58.7km/h (2.1M)	9.80 [5] 64.9km/h (1.3M)	12.47 [5] 67.1km/h (1.9M)	15.25 [4] 65.8km/h (1.2M)	18.18 [4] 62.3km/h (0.8M)	21.17 [2] 60.5km/h (0.9M)	24.14 [2] 60.6km/h (2.1M)	11.79 61.4km/h (1.4M)	<b>26.00 [2]</b>
<b>2</b>	<b>Pearl's A Singer</b>	2	67.0km/h	3.89 [4] 42.5km/h (1.3M)	6.85 [3] 60.4km/h (1.3M)	9.64 [3] 65.0km/h (1.7M)	12.34 [2] 66.5km/h (1.0M)	15.12 [2] 65.4km/h (0.9M)	18.10 [2] 61.8km/h (1.1M)	21.19 [3] 59.2km/h (1.5M)	24.28 [3] 58.6km/h (2.6M)	12.11 60.2km/h (1.7M)	<b>26.17 [3]</b>
<b>7</b>	<b>Send It</b>	7	67.3km/h	3.87 [3] 42.9km/h (2.5M)	6.89 [4] 60.4km/h (1.9M)	9.68 [4] 65.0km/h (2.3M)	12.37 [3] 67.1km/h (1.9M)	15.17 [3] 65.8km/h (1.4M)	18.14 [3] 62.1km/h (1.5M)	21.24 [4] 59.6km/h (1.8M)	24.37 [4] 58.1km/h (2.7M)	12.20 60.2km/h (2.0M)	<b>26.29 [4]</b>
<b>4</b>	<b>Boom Boom Bernie</b>	4	66.1km/h	3.99 [6] 42.7km/h (1.9M)	7.10 [6] 61.1km/h (3.8M)	9.94 [7] 64.1km/h (2.3M)	12.68 [6] 65.9km/h (1.4M)	15.56 [6] 63.5km/h (0.9M)	18.68 [5] 59.1km/h (1.5M)	21.76 [5] 58.9km/h (1.1M)	24.81 [5] 59.2km/h (1.5M)	12.27 59.4km/h (1.3M)	<b>26.71 [5]</b>
<b>8</b>	<b>Sirius Harry</b>	8	65.8km/h	4.06 [8] 44.2km/h (3.6M)	7.13 [7] 61.9km/h (3.7M)	9.92 [6] 64.6km/h (1.2M)	12.77 [7] 64.3km/h (1.0M)	15.74 [7] 61.1km/h (1.1M)	18.84 [7] 59.2km/h (1.2M)	21.98 [6] 58.4km/h (1.9M)	25.01 [6] 59.6km/h (3.3M)	12.27 59.4km/h (2.2M)	<b>26.90 [6]</b>
<b>6</b>	<b>Big Suba</b>	6	65.3km/h	4.03 [7] 42.3km/h (2.7M)	7.27 [8] 57.8km/h (2.8M)	10.14 [8] 62.5km/h (1.4M)	12.91 [8] 65.0km/h (1.4M)	15.90 [8] 62.2km/h (1.6M)	19.04 [8] 58.7km/h (1.8M)	22.26 [8] 58.0km/h (2.5M)	25.29 [7] 59.4km/h (3.6M)	12.44 59.1km/h (2.7M)	<b>27.17 [7]</b>
<b>1</b>	<b>Crazy Matrix</b>	1	64.9km/h	3.85 [2] 42.9km/h (0.9M)	6.78 [2] 62.1km/h (2.0M)	9.63 [2] 64.4km/h (2.4M)	12.44 [4] 64.4km/h (1.5M)	15.52 [5] 59.5km/h (0.9M)	18.83 [6] 55.4km/h (0.9M)	22.18 [7] 53.7km/h (1.0M)	25.37 [8] 56.2km/h (1.7M)	13.02 55.6km/h (1.2M)	<b>27.38 [8]</b>

Data based on IsoLynx Localised Positioning System.

Legend:

[ ] - Rank at each section

( ) - Avg. meters to rail for section

-- - No data available at section





IPSWICH, QLD  
 Race 3 - WWW.IPSWICHGREYHOUNDS.COM - 431M  
 05/04/2024 - 14:45:42 PM

RUG	NAME	BOX	TOP SPEED	50M	100M	150M	200M	250M	300M	350M	400M	200M HOME	FINISH TIME
<b>1</b>	<b>Terry's Taxi</b>	1	67.9km/h	3.92 [5] 43.9km/h (0.7M)	6.77 [2] 61.8km/h (0.7M)	9.51 [2] 65.2km/h (0.8M)	12.17 [2] 67.5km/h (1.3M)	14.93 [2] 65.9km/h (1.0M)	17.99 [2] 60.3km/h (0.9M)	21.05 [2] 58.4km/h (0.7M)	24.04 [1] 60.1km/h (1.1M)	11.97 60.4km/h (0.9M)	<b>25.86 [1]</b>
<b>2</b>	<b>My Villain</b>	2	67.7km/h	3.81 [1] 43.0km/h (1.2M)	6.64 [1] 62.7km/h (1.1M)	9.38 [1] 65.9km/h (1.4M)	12.07 [1] 67.3km/h (2.8M)	14.87 [1] 65.7km/h (1.5M)	17.88 [1] 61.0km/h (1.0M)	21.01 [1] 58.0km/h (0.9M)	24.19 [2] 57.2km/h (2.2M)	12.37 58.9km/h (1.5M)	<b>26.19 [2]</b>
<b>6</b>	<b>Cecil Citizen</b>	6	66.6km/h	3.85 [3] 42.7km/h (2.5M)	7.02 [4] 58.3km/h (2.2M)	9.75 [4] 65.1km/h (1.2M)	12.48 [4] 66.5km/h (2.5M)	15.33 [3] 64.4km/h (1.5M)	18.35 [3] 60.8km/h (1.0M)	21.39 [3] 58.9km/h (0.7M)	24.43 [3] 59.3km/h (1.3M)	12.07 60.0km/h (1.1M)	<b>26.34 [3]</b>
<b>8</b>	<b>Nanna's Lucy</b>	8	65.1km/h	3.82 [2] 43.3km/h (2.9M)	6.84 [3] 60.3km/h (1.8M)	9.70 [3] 63.4km/h (1.3M)	12.47 [3] 64.7km/h (2.0M)	15.36 [4] 63.2km/h (0.9M)	18.45 [4] 58.7km/h (0.7M)	21.53 [4] 58.6km/h (1.0M)	24.58 [4] 59.1km/h (1.9M)	12.23 59.1km/h (1.2M)	<b>26.49 [4]</b>
<b>4</b>	<b>Johnny Baha</b>	4	65.6km/h	4.15 [7] 41.1km/h (1.6M)	7.07 [5] 60.4km/h (0.6M)	9.93 [5] 63.0km/h (1.5M)	12.68 [5] 65.2km/h (2.8M)	15.60 [5] 63.2km/h (1.4M)	18.66 [5] 59.4km/h (0.9M)	21.74 [5] 58.4km/h (0.8M)	24.80 [5] 59.0km/h (1.9M)	12.19 59.4km/h (1.2M)	<b>26.68 [6]</b>
<b>3</b>	<b>Benny Boy</b>	3	66.5km/h	3.87 [4] 43.2km/h (1.6M)	7.33 [7] 53.7km/h (1.8M)	10.17 [7] 61.8km/h (1.0M)	12.88 [7] 66.1km/h (0.6M)	15.75 [6] 64.1km/h (1.0M)	18.74 [6] 60.9km/h (0.9M)	21.80 [6] 59.4km/h (1.3M)	24.84 [6] 59.4km/h (2.6M)	12.09 60.1km/h (1.6M)	<b>26.74 [7]</b>

Data based on IsoLynx Localised Positioning System.

Legend:

[ ] - Rank at each section

( ) - Avg. meters to rail for section

-- - No data available at section





IPSWICH, QLD  
Race 4 - DOVER & SONS - 431M  
05/04/2024 - 15:05:35 PM

RUG	NAME	BOX	TOP SPEED	50M	100M	150M	200M	250M	300M	350M	400M	200M HOME	FINISH TIME
<b>7</b>	In Her Wake	7	69.2km/h	3.81 [1] 43.7km/h (2.9M)	6.58 [1] 64.4km/h (1.2M)	9.25 [1] 67.8km/h (2.2M)	11.87 [1] 69.0km/h (2.5M)	14.56 [1] 67.8km/h (1.3M)	17.45 [1] 63.8km/h (1.2M)	20.46 [1] 60.8km/h (1.4M)	23.47 [1] 60.3km/h (3.0M)	11.78 62.0km/h (1.8M)	25.33 [1]
<b>2</b>	Short And Blonde	2	66.9km/h	3.84 [2] 42.6km/h (1.3M)	6.79 [2] 60.4km/h (0.9M)	9.55 [2] 65.3km/h (1.5M)	12.25 [2] 66.6km/h (1.4M)	15.04 [2] 65.3km/h (1.0M)	17.99 [2] 62.0km/h (0.9M)	20.98 [2] 60.3km/h (0.9M)	23.98 [2] 60.0km/h (1.3M)	11.88 61.0km/h (1.0M)	25.87 [2]
<b>5</b>	Blow In	5	68.2km/h	3.91 [4] 42.8km/h (2.3M)	6.93 [4] 61.0km/h (2.4M)	9.71 [3] 65.5km/h (2.9M)	12.36 [3] 67.8km/h (2.8M)	15.12 [3] 66.8km/h (1.6M)	18.08 [3] 62.6km/h (1.5M)	21.08 [3] 60.8km/h (1.4M)	24.05 [3] 61.0km/h (3.3M)	11.83 61.9km/h (2.1M)	25.89 [3]
<b>1</b>	City Steamer	1	67.0km/h	3.87 [3] 42.3km/h (0.9M)	6.91 [3] 58.9km/h (0.9M)	9.74 [4] 63.2km/h (1.4M)	12.43 [4] 66.6km/h (1.0M)	15.22 [4] 65.1km/h (0.8M)	18.23 [4] 61.2km/h (0.9M)	21.26 [4] 59.5km/h (1.0M)	24.28 [4] 60.0km/h (2.2M)	11.98 60.6km/h (1.4M)	26.15 [4]
<b>6</b>	Burn The Cash	6	66.3km/h	4.00 [7] 44.0km/h (2.5M)	6.95 [5] 60.3km/h (0.9M)	9.81 [5] 63.1km/h (1.1M)	12.53 [5] 65.9km/h (0.9M)	15.43 [5] 63.3km/h (0.9M)	18.47 [5] 60.2km/h (1.1M)	21.47 [5] 60.0km/h (1.1M)	24.42 [5] 61.1km/h (1.5M)	11.93 60.7km/h (1.2M)	26.25 [5]
<b>8</b>	Peppa Peppa	8	66.9km/h	3.94 [6] 44.2km/h (3.4M)	7.25 [7] 57.3km/h (2.9M)	10.04 [7] 63.3km/h (1.0M)	12.74 [7] 66.5km/h (1.1M)	15.56 [7] 64.7km/h (1.0M)	18.56 [6] 60.7km/h (0.7M)	21.63 [6] 58.7km/h (0.7M)	24.67 [6] 59.1km/h (0.8M)	12.08 59.8km/h (0.7M)	26.58 [7]
<b>4</b>	Jilliby Eels	4	66.5km/h	3.91 [5] 42.3km/h (2.0M)	7.06 [6] 57.7km/h (1.7M)	9.91 [6] 62.6km/h (0.7M)	12.63 [6] 66.0km/h (0.6M)	15.55 [6] 63.4km/h (1.1M)	18.63 [7] 59.4km/h (1.5M)	21.75 [7] 58.7km/h (1.5M)	24.77 [7] 59.7km/h (1.7M)	12.23 59.7km/h (1.6M)	26.63 [8]

Data based on IsoLynx Localised Positioning System.

Legend:

[ ] - Rank at each section

( ) - Avg. meters to rail for section

--- No data available at section





IPSWICH, QLD  
 Race 5 - GREYHOUNDS MAKE GREAT PETS - 431M  
 05/04/2024 - 15:24:37 PM

RUG	NAME	BOX	TOP SPEED	50M	100M	150M	200M	250M	300M	350M	400M	200M HOME	FINISH TIME
<b>4</b>	<b>Spin Master</b>	4	68.6km/h	3.76 [2] 43.6km/h (2.0M)	6.53 [1] 64.0km/h (1.1M)	9.25 [1] 66.7km/h (1.8M)	11.89 [1] 68.2km/h (1.8M)	14.59 [1] 67.5km/h (1.1M)	17.52 [1] 62.8km/h (0.9M)	20.55 [1] 59.9km/h (1.0M)	23.59 [1] 59.4km/h (1.9M)	11.90 61.2km/h (1.3M)	25.47 [1]
<b>1</b>	<b>Spring Demon</b>	1	68.1km/h	3.79 [3] 43.3km/h (0.5M)	6.77 [3] 59.9km/h (0.6M)	9.52 [2] 64.4km/h (1.0M)	12.18 [2] 67.6km/h (1.0M)	14.92 [2] 66.3km/h (0.8M)	17.86 [2] 62.0km/h (0.7M)	20.85 [2] 60.1km/h (0.6M)	23.83 [2] 60.4km/h (1.1M)	11.80 61.3km/h (0.8M)	25.68 [2]
<b>6</b>	<b>Smooth Bren</b>	6	68.6km/h	4.10 [6] 42.3km/h (2.0M)	6.94 [7] 62.2km/h (1.2M)	9.64 [5] 66.5km/h (0.8M)	12.27 [3] 68.3km/h (0.7M)	15.01 [3] 66.3km/h (0.6M)	17.99 [3] 61.4km/h (0.8M)	20.98 [3] 60.1km/h (0.9M)	24.01 [3] 59.8km/h (2.3M)	11.95 60.7km/h (1.3M)	25.91 [3]
<b>2</b>	<b>Fast And Fabio</b>	2	66.7km/h	3.75 [1] 43.6km/h (1.0M)	6.75 [2] 59.6km/h (0.7M)	9.59 [3] 63.3km/h (1.9M)	12.30 [4] 66.2km/h (2.2M)	15.15 [4] 64.1km/h (0.8M)	18.14 [4] 60.7km/h (0.7M)	21.16 [4] 59.2km/h (0.6M)	24.16 [4] 60.0km/h (1.1M)	11.94 60.4km/h (0.7M)	26.02 [4]
<b>5</b>	<b>San Polo</b>	5	75.2km/h	4.58 [7] 50.1km/h (2.2M)	6.93 [5] 67.6km/h (1.5M)	9.63 [4] 69.0km/h (1.3M)	12.37 [5] 68.1km/h (2.0M)	15.31 [6] 64.6km/h (1.0M)	19.08 [7] 59.9km/h (1.0M)	21.32 [5] 63.1km/h (1.1M)	24.29 [5] 61.0km/h (2.2M)	11.95 62.6km/h (1.3M)	26.14 [5]
<b>7</b>	<b>Boxing On</b>	7	67.9km/h	4.00 [5] 42.4km/h (2.3M)	6.93 [6] 62.0km/h (1.8M)	9.73 [7] 65.3km/h (3.1M)	12.39 [6] 67.5km/h (3.2M)	15.27 [5] 64.9km/h (1.8M)	18.36 [5] 60.1km/h (1.7M)	21.44 [6] 59.2km/h (1.6M)	24.40 [6] 60.9km/h (2.8M)	12.07 60.6km/h (2.0M)	26.24 [6]
<b>9</b>	<b>Tommy Egan</b>	8	66.2km/h	3.83 [4] 45.5km/h (2.7M)	6.78 [4] 61.2km/h (1.5M)	9.66 [6] 63.7km/h (2.7M)	12.39 [7] 65.8km/h (2.7M)	15.42 [7] 62.3km/h (1.5M)	18.58 [6] 58.1km/h (1.0M)	21.65 [7] 58.0km/h (0.8M)	24.59 [7] 61.0km/h (1.0M)	12.20 59.7km/h (1.0M)	26.42 [7]

Data based on IsoLynx Localised Positioning System.

Legend:

[ ] - Rank at each section

( ) - Avg. meters to rail for section

-- No data available at section





IPSWICH, QLD  
 Race 6 - GREYHOUND\_DATA.COM 5th Grade H - 431M  
 05/04/2024 - 15:44:37 PM

RUG	NAME	BOX	TOP SPEED	50M	100M	150M	200M	250M	300M	350M	400M	200M HOME	FINISH TIME
	Cockney Sparrow	1	68.2km/h	3.73 [2] 44.2km/h (1.0M)	6.47 [1] 64.3km/h (0.8M)	9.16 [1] 66.9km/h (1.3M)	11.81 [1] 68.0km/h (2.1M)	14.55 [1] 66.7km/h (1.1M)	17.46 [1] 62.7km/h (0.9M)	20.46 [1] 60.4km/h (0.9M)	23.50 [1] 59.6km/h (2.7M)	11.87 61.2km/h (1.6M)	25.38 [1]
	Booming Boo Boo	6	68.8km/h	3.70 [1] 43.6km/h (2.4M)	6.50 [3] 63.6km/h (1.2M)	9.23 [3] 66.3km/h (1.9M)	11.86 [3] 68.4km/h (2.4M)	14.63 [3] 66.7km/h (1.4M)	17.57 [3] 61.8km/h (0.9M)	20.59 [3] 60.0km/h (0.8M)	23.61 [3] 60.0km/h (1.7M)	11.91 61.0km/h (1.3M)	25.47 [2]
	Morse Code	8	69.3km/h	3.75 [3] 43.8km/h (3.0M)	6.50 [2] 65.4km/h (1.6M)	9.23 [2] 67.5km/h (2.9M)	11.84 [2] 68.7km/h (2.9M)	14.62 [2] 66.9km/h (1.6M)	17.53 [2] 63.0km/h (1.3M)	20.55 [2] 60.5km/h (1.2M)	23.59 [2] 59.4km/h (2.5M)	11.94 61.1km/h (1.8M)	25.50 [3]
	Murgon Mustang	5	68.8km/h	3.80 [4] 43.4km/h (1.8M)	6.69 [4] 62.3km/h (1.4M)	9.44 [4] 65.9km/h (2.0M)	12.06 [4] 68.4km/h (2.0M)	14.78 [4] 67.1km/h (1.1M)	17.76 [4] 61.7km/h (0.8M)	20.80 [4] 59.2km/h (0.8M)	23.80 [4] 59.9km/h (1.3M)	11.93 60.8km/h (1.0M)	25.67 [4]
	Amira	4	68.2km/h	3.96 [8] 42.7km/h (1.0M)	6.85 [8] 61.2km/h (0.6M)	9.63 [8] 64.3km/h (0.7M)	12.27 [6] 67.6km/h (0.6M)	15.00 [6] 66.9km/h (0.8M)	17.99 [6] 61.9km/h (1.1M)	20.97 [6] 59.9km/h (0.6M)	23.91 [5] 61.1km/h (0.6M)	11.79 61.5km/h (0.8M)	25.75 [5]
	Majestic Money	3	67.4km/h	3.81 [5] 42.9km/h (1.3M)	6.69 [5] 61.7km/h (0.9M)	9.47 [5] 65.0km/h (1.7M)	12.15 [5] 67.0km/h (1.7M)	14.92 [5] 66.0km/h (1.0M)	17.86 [5] 62.0km/h (0.9M)	20.89 [5] 59.9km/h (1.0M)	23.95 [6] 59.3km/h (2.7M)	12.02 60.6km/h (1.7M)	25.88 [6]
	Black Wood	7	66.6km/h	3.95 [7] 45.2km/h (1.7M)	6.77 [6] 63.2km/h (1.2M)	9.57 [7] 64.6km/h (1.3M)	12.29 [7] 66.0km/h (1.9M)	15.16 [7] 64.4km/h (1.3M)	18.09 [7] 61.4km/h (0.7M)	21.09 [7] 60.1km/h (0.7M)	24.11 [7] 59.8km/h (1.0M)	11.95 60.5km/h (0.8M)	26.01 [7]
	Spring Tara	2	65.5km/h	3.83 [6] 43.1km/h (1.1M)	6.78 [7] 60.4km/h (0.7M)	9.54 [6] 64.5km/h (1.1M)	12.31 [8] 65.4km/h (1.7M)	15.24 [8] 63.0km/h (1.0M)	18.38 [8] 57.6km/h (0.9M)	21.50 [8] 58.1km/h (1.0M)	24.58 [8] 58.7km/h (2.4M)	12.43 58.4km/h (1.5M)	26.52 [8]





IPSWICH, QLD  
Race 7 - SHIPWRECK AT STUD 5th Grade H - 431M  
05/04/2024 - 16:09:35 PM

RUG	NAME	BOX	TOP SPEED	50M	100M	150M	200M	250M	300M	350M	400M	200M HOME	FINISH TIME
<b>7</b>	<b>Company You Keep</b>	7	69.7km/h	3.90 [5] 43.6km/h (2.1M)	6.72 [4] 64.1km/h (1.6M)	9.45 [3] 66.3km/h (1.5M)	12.04 [3] 69.1km/h (1.0M)	14.77 [2] 67.3km/h (0.9M)	17.72 [2] 61.6km/h (0.8M)	20.67 [2] 60.6km/h (0.7M)	23.63 [2] 61.0km/h (0.7M)	11.77 61.5km/h (0.7M)	25.47 [1]
<b>4</b>	<b>Anna Bella</b>	4	68.9km/h	3.77 [1] 43.0km/h (1.5M)	6.59 [1] 62.9km/h (0.8M)	9.29 [1] 66.5km/h (1.1M)	11.91 [1] 68.5km/h (0.7M)	14.63 [1] 67.3km/h (1.0M)	17.55 [1] 62.6km/h (0.9M)	20.58 [1] 59.9km/h (1.0M)	23.61 [1] 59.5km/h (1.4M)	11.94 61.0km/h (1.2M)	25.52 [2]
<b>2</b>	<b>Red Ranger</b>	2	71.7km/h	3.86 [4] 43.0km/h (1.0M)	6.66 [2] 62.5km/h (0.6M)	9.38 [2] 66.4km/h (1.9M)	12.00 [2] 68.6km/h (2.5M)	14.81 [3] 66.3km/h (1.3M)	17.81 [3] 60.6km/h (1.1M)	20.80 [3] 60.2km/h (0.9M)	23.83 [3] 61.0km/h (1.9M)	11.95 61.0km/h (1.3M)	25.64 [3]
<b>1</b>	<b>Hill's Legend</b>	1	67.8km/h	3.96 [7] 42.1km/h (0.6M)	6.81 [6] 61.6km/h (0.6M)	9.56 [5] 65.8km/h (2.3M)	12.23 [4] 67.5km/h (3.0M)	14.98 [4] 66.5km/h (1.3M)	17.91 [4] 62.2km/h (0.8M)	20.95 [4] 60.0km/h (1.3M)	23.99 [4] 59.5km/h (2.5M)	11.96 60.9km/h (1.5M)	25.89 [4]
<b>6</b>	<b>Bundy Chelle</b>	6	66.6km/h	3.82 [2] 42.6km/h (2.3M)	6.70 [3] 62.0km/h (1.1M)	9.53 [4] 63.7km/h (1.1M)	12.23 [5] 66.1km/h (0.9M)	15.04 [6] 64.9km/h (0.7M)	18.02 [5] 60.9km/h (0.7M)	21.04 [5] 59.5km/h (0.7M)	24.07 [5] 59.5km/h (1.5M)	12.01 60.2km/h (1.0M)	25.98 [5]
<b>8</b>	<b>Bay Street Boy</b>	8	67.7km/h	3.92 [6] 44.2km/h (2.9M)	6.85 [7] 62.2km/h (1.9M)	9.67 [7] 64.9km/h (3.2M)	12.34 [7] 67.3km/h (4.1M)	15.15 [7] 66.3km/h (2.2M)	18.08 [7] 62.4km/h (1.4M)	21.16 [6] 59.8km/h (1.3M)	24.19 [6] 59.7km/h (1.9M)	11.98 61.1km/h (1.6M)	26.05 [6]
<b>3</b>	<b>Spring Bluey</b>	3	68.2km/h	3.85 [3] 43.2km/h (1.3M)	6.78 [5] 61.0km/h (1.2M)	9.61 [6] 64.4km/h (2.8M)	12.27 [6] 67.6km/h (3.7M)	15.04 [5] 66.7km/h (1.8M)	18.04 [6] 61.8km/h (1.5M)	21.16 [7] 59.0km/h (1.5M)	24.21 [7] 59.1km/h (2.7M)	12.15 60.4km/h (2.0M)	26.12 [7]
<b>5</b>	<b>Lily Luna Potter</b>	5	74.3km/h	4.08 [8] 37.9km/h (4.3M)	8.15 [8] 49.5km/h (1.7M)	11.10 [8] 59.2km/h (1.0M)	13.88 [8] 64.3km/h (1.4M)	16.80 [8] 61.6km/h (1.2M)	19.86 [8] 66.1km/h (1.1M)	22.94 [8] 66.4km/h (1.2M)	25.92 [8] 66.6km/h (1.6M)	12.10 61.8km/h (1.3M)	27.77 [8]

Data based on IsoLynx Localised Positioning System.

Legend:

[ ] - Rank at each section

( ) - Avg. meters to rail for section

-- - No data available at section





IPSWICH, QLD  
Race 8 - CHASE NEWSPAPER - 431M  
05/04/2024 - 16:25:02 PM

RUG	NAME	BOX	TOP SPEED	50M	100M	150M	200M	250M	300M	350M	400M	200M HOME	FINISH TIME
<b>4</b>	<b>Hara's Boots</b>	4	69.1km/h	3.77 [1] 44.1km/h (1.8M)	6.50 [1] 64.1km/h (0.8M)	9.18 [1] 67.4km/h (1.3M)	11.80 [1] 68.7km/h (0.6M)	14.48 [1] 67.7km/h (0.8M)	17.38 [1] 63.3km/h (0.8M)	20.32 [1] 61.2km/h (0.8M)	23.27 [1] 61.0km/h (0.9M)	11.65 62.2km/h (0.9M)	25.11 [1]
<b>2</b>	<b>On Any Day</b>	2	68.7km/h	3.91 [6] 46.8km/h (1.5M)	6.89 [6] 59.6km/h (1.0M)	9.60 [5] 65.8km/h (1.3M)	12.23 [5] 68.4km/h (1.7M)	14.96 [4] 66.8km/h (0.8M)	17.84 [4] 63.0km/h (0.9M)	20.79 [4] 61.7km/h (1.2M)	23.70 [2] 62.0km/h (2.1M)	11.59 62.6km/h (1.3M)	25.51 [2]
<b>7</b>	<b>Whispering Sadie</b>	7	69.0km/h	3.88 [4] 43.5km/h (3.4M)	6.68 [2] 64.8km/h (2.1M)	9.39 [3] 67.3km/h (2.3M)	12.01 [3] 68.7km/h (2.3M)	14.78 [3] 66.8km/h (1.6M)	17.72 [3] 62.3km/h (1.2M)	20.76 [3] 59.6km/h (0.8M)	23.76 [3] 59.9km/h (0.9M)	11.93 61.0km/h (1.0M)	25.65 [3]
<b>1</b>	<b>Single Figures</b>	1	68.5km/h	3.87 [3] 44.4km/h (1.0M)	6.81 [4] 60.3km/h (1.1M)	9.56 [4] 65.8km/h (2.5M)	12.20 [4] 68.0km/h (3.2M)	14.98 [5] 66.7km/h (1.8M)	17.93 [5] 62.8km/h (1.8M)	20.94 [5] 61.3km/h (1.8M)	23.87 [5] 61.7km/h (2.9M)	11.76 62.3km/h (2.2M)	25.68 [4]
<b>5</b>	<b>Taabinga Tiger</b>	5	69.0km/h	3.85 [2] 43.7km/h (2.2M)	6.68 [3] 63.1km/h (1.2M)	9.37 [2] 66.9km/h (1.4M)	11.99 [2] 68.6km/h (1.2M)	14.71 [2] 67.1km/h (0.9M)	17.65 [2] 62.2km/h (1.0M)	20.72 [2] 59.4km/h (1.1M)	23.84 [4] 58.1km/h (1.7M)	12.14 60.1km/h (1.3M)	25.81 [5]
<b>6</b>	<b>Showtime Fergus</b>	6	68.5km/h	3.94 [7] 43.8km/h (2.6M)	6.96 [7] 60.3km/h (2.0M)	9.69 [7] 65.8km/h (1.7M)	12.33 [7] 68.2km/h (1.4M)	15.13 [7] 65.3km/h (0.7M)	18.07 [7] 61.7km/h (0.8M)	21.06 [7] 60.2km/h (0.7M)	24.04 [6] 60.4km/h (1.0M)	11.86 61.0km/h (0.8M)	25.92 [6]
<b>3</b>	<b>Majestic Shot</b>	3	68.2km/h	3.88 [5] 42.3km/h (1.6M)	6.87 [5] 60.3km/h (1.6M)	9.64 [6] 65.7km/h (2.9M)	12.29 [6] 67.9km/h (3.6M)	15.06 [6] 66.6km/h (1.8M)	18.00 [6] 62.6km/h (1.2M)	21.02 [6] 60.4km/h (1.3M)	24.05 [7] 60.0km/h (2.9M)	11.93 61.2km/h (1.9M)	25.94 [7]
<b>8</b>	<b>Fat Boy's Wants</b>	8	66.1km/h	4.01 [8] 43.6km/h (3.9M)	7.01 [8] 62.0km/h (2.8M)	9.81 [8] 64.9km/h (2.4M)	12.56 [8] 66.0km/h (3.0M)	15.38 [8] 65.2km/h (2.0M)	18.32 [8] 63.0km/h (1.7M)	21.30 [8] 61.4km/h (1.6M)	24.24 [8] 61.4km/h (2.7M)	11.75 62.3km/h (2.1M)	26.06 [8]

Data based on IsoLynx Localised Positioning System.

Legend:

[ ] - Rank at each section

( ) - Avg. meters to rail for section

-- - No data available at section







IPSWICH, QLD  
 Race 9 - GOLDEN VIEW GREYHOUND COMPLEX - 431M  
 05/04/2024 - 16:45:38 PM

RUG	NAME	BOX	TOP SPEED	50M	100M	150M	200M	250M	300M	350M	400M	200M HOME	FINISH TIME
<b>8</b>	<b>Minter Formula</b>	8	70.5km/h	<b>3.73 [4]</b> 44.0km/h (2.9M)	<b>6.45 [2]</b> 65.8km/h (1.6M)	<b>9.12 [2]</b> 68.4km/h (2.3M)	<b>11.69 [2]</b> 70.1km/h (3.2M)	<b>14.35 [1]</b> 69.0km/h (1.6M)	<b>17.25 [1]</b> 64.0km/h (1.4M)	<b>20.29 [1]</b> 60.3km/h (1.2M)	<b>23.32 [1]</b> 59.5km/h (0.8M)	11.86 61.7km/h (1.1M)	<b>25.21 [1]</b>
<b>1</b>	<b>Walk Right In</b>	1	70.1km/h	<b>3.79 [5]</b> 43.8km/h (0.8M)	<b>6.59 [4]</b> 64.5km/h (1.9M)	<b>9.30 [4]</b> 67.6km/h (2.8M)	<b>11.88 [3]</b> 69.7km/h (3.0M)	<b>14.54 [2]</b> 68.7km/h (1.3M)	<b>17.45 [3]</b> 63.7km/h (1.3M)	<b>20.43 [2]</b> 61.2km/h (1.3M)	<b>23.42 [2]</b> 60.5km/h (1.9M)	11.77 62.4km/h (1.5M)	<b>25.30 [2]</b>
<b>2</b>	<b>Austrian Jewel</b>	2	68.5km/h	<b>3.71 [3]</b> 43.1km/h (1.0M)	<b>6.57 [3]</b> 61.9km/h (0.7M)	<b>9.29 [3]</b> 66.2km/h (1.4M)	<b>11.93 [4]</b> 68.2km/h (1.2M)	<b>14.64 [4]</b> 67.0km/h (0.7M)	<b>17.55 [4]</b> 62.8km/h (0.8M)	<b>20.52 [4]</b> 60.8km/h (0.8M)	<b>23.50 [3]</b> 60.6km/h (1.2M)	11.73 61.8km/h (0.9M)	<b>25.35 [3]</b>
<b>5</b>	<b>Times Three</b>	5	74.9km/h	<b>3.69 [2]</b> 44.4km/h (2.1M)	<b>6.42 [1]</b> 65.3km/h (0.9M)	<b>9.06 [1]</b> 68.2km/h (1.8M)	<b>11.65 [1]</b> 67.4km/h (3.0M)	<b>14.61 [3]</b> 70.8km/h (1.5M)	<b>17.31 [2]</b> 71.3km/h (1.2M)	<b>20.43 [3]</b> 60.4km/h (1.7M)	<b>23.51 [4]</b> 59.0km/h (3.4M)	12.06 63.6km/h (2.2M)	<b>25.42 [4]</b>
<b>7</b>	<b>Hendy</b>	7	68.3km/h	<b>3.81 [6]</b> 43.8km/h (2.5M)	<b>6.70 [6]</b> 62.6km/h (1.6M)	<b>9.51 [6]</b> 64.9km/h (2.4M)	<b>12.15 [6]</b> 67.7km/h (2.4M)	<b>14.92 [5]</b> 66.2km/h (1.2M)	<b>17.99 [5]</b> 60.3km/h (0.9M)	<b>21.04 [5]</b> 58.6km/h (0.8M)	<b>24.03 [5]</b> 60.0km/h (0.6M)	12.03 60.3km/h (0.8M)	<b>25.90 [5]</b>
<b>4</b>	<b>Bundy Prize</b>	4	67.1km/h	<b>3.67 [1]</b> 43.3km/h (1.4M)	<b>6.64 [5]</b> 60.6km/h (1.0M)	<b>9.45 [5]</b> 64.2km/h (2.0M)	<b>12.14 [5]</b> 66.8km/h (1.6M)	<b>14.95 [6]</b> 64.8km/h (0.8M)	<b>18.09 [6]</b> 58.9km/h (0.7M)	<b>21.18 [6]</b> 57.5km/h (0.7M)	<b>24.18 [6]</b> 59.8km/h (1.7M)	12.17 59.4km/h (1.1M)	<b>26.06 [6]</b>

Data based on IsoLynx Localised Positioning System.

Legend:

[ ] - Rank at each section

( ) - Avg. meters to rail for section

--- No data available at section





IPSWICH, QLD  
Race 10 - JUST GREYHOUND PHOTOS 5th Grade H - 431M  
05/04/2024 - 17:04:43 PM

RUG	NAME	BOX	TOP SPEED	50M	100M	150M	200M	250M	300M	350M	400M	200M HOME	FINISH TIME
<b>4</b>	Sheezel	4	70.1km/h	3.65 [1] 43.9km/h (2.0M)	6.42 [1] 65.2km/h (1.8M)	9.15 [1] 67.5km/h (3.2M)	11.74 [1] 69.5km/h (3.6M)	14.42 [1] 68.9km/h (1.8M)	17.34 [1] 63.5km/h (1.5M)	20.44 [1] 60.1km/h (2.0M)	23.51 [1] 59.1km/h (4.0M)	12.02 61.3km/h (2.4M)	25.42 [1]
<b>1</b>	Biscuits Cloud	1	69.0km/h	3.92 [6] 41.9km/h (1.1M)	6.80 [6] 61.0km/h (0.7M)	9.52 [5] 65.8km/h (1.2M)	12.13 [5] 68.6km/h (2.4M)	14.85 [5] 67.2km/h (1.3M)	17.76 [4] 62.8km/h (0.8M)	20.74 [3] 60.6km/h (0.7M)	23.69 [2] 60.9km/h (1.2M)	11.71 61.8km/h (1.0M)	25.54 [2]
<b>3</b>	Contagious	3	69.1km/h	3.87 [5] 43.8km/h (1.7M)	6.69 [4] 62.5km/h (0.8M)	9.40 [3] 66.3km/h (1.1M)	12.01 [3] 68.6km/h (1.0M)	14.71 [3] 67.7km/h (0.8M)	17.66 [2] 62.4km/h (0.9M)	20.72 [2] 59.4km/h (1.1M)	23.77 [3] 59.0km/h (1.7M)	11.99 60.7km/h (1.2M)	25.67 [3]
<b>2</b>	Edric Vosper	2	68.1km/h	3.95 [8] 42.2km/h (1.3M)	6.86 [7] 60.8km/h (1.1M)	9.67 [7] 64.4km/h (1.6M)	12.33 [6] 67.2km/h (1.4M)	15.04 [6] 67.0km/h (0.9M)	17.94 [6] 63.0km/h (0.9M)	20.91 [5] 60.8km/h (0.8M)	23.85 [5] 61.3km/h (1.6M)	11.67 62.2km/h (1.2M)	25.68 [4]
<b>5</b>	By Order Of	5	68.4km/h	3.78 [2] 42.7km/h (2.4M)	6.58 [2] 63.8km/h (1.5M)	9.30 [2] 66.7km/h (1.8M)	11.94 [2] 68.1km/h (1.5M)	14.69 [2] 66.9km/h (1.3M)	17.67 [3] 62.3km/h (1.4M)	20.74 [4] 59.8km/h (1.6M)	23.80 [4] 59.1km/h (2.8M)	12.08 60.7km/h (2.0M)	25.72 [5]
<b>8</b>	Spring Platinum	8	69.0km/h	3.84 [4] 44.3km/h (3.4M)	6.68 [3] 64.4km/h (2.6M)	9.44 [4] 67.1km/h (3.5M)	12.06 [4] 68.7km/h (4.2M)	14.81 [4] 67.5km/h (2.1M)	17.83 [5] 62.4km/h (2.1M)	20.93 [6] 59.8km/h (1.9M)	23.98 [6] 59.4km/h (4.3M)	12.13 60.9km/h (2.8M)	25.89 [6]
<b>6</b>	Insignificant	6	66.9km/h	3.95 [7] 41.5km/h (2.3M)	6.90 [8] 60.9km/h (1.8M)	9.70 [8] 65.0km/h (2.6M)	12.40 [7] 66.7km/h (3.2M)	15.18 [7] 65.8km/h (1.4M)	18.10 [7] 62.6km/h (1.1M)	21.09 [7] 60.4km/h (0.9M)	24.11 [7] 60.1km/h (2.8M)	11.86 61.3km/h (1.6M)	26.00 [7]
<b>7</b>	Whether To Fly	7	65.7km/h	3.82 [3] 43.2km/h (2.8M)	6.78 [5] 60.8km/h (1.4M)	9.66 [6] 63.1km/h (2.1M)	12.41 [8] 65.3km/h (1.9M)	15.28 [8] 63.3km/h (0.7M)	18.34 [8] 59.2km/h (0.7M)	21.44 [8] 57.9km/h (0.6M)	24.52 [8] 58.5km/h (0.9M)	12.25 58.9km/h (0.7M)	26.44 [8]

Data based on IsoLynx Localised Positioning System.

Legend:

[ ] - Rank at each section

( ) - Avg. meters to rail for section

-- - No data available at section





IPSWICH, QLD  
 Race 11 - SKY RACING 5th Grade H - 431M  
 05/04/2024 - 17:27:34 PM

RUG	NAME	BOX	TOP SPEED	50M	100M	150M	200M	250M	300M	350M	400M	200M HOME	FINISH TIME
<b>1</b>	Spring Aura	1	68.2km/h	3.83 [2] 43.3km/h (0.8M)	6.63 [2] 62.8km/h (0.6M)	9.38 [2] 65.1km/h (0.7M)	12.04 [2] 67.6km/h (0.8M)	14.78 [2] 66.5km/h (0.8M)	17.77 [1] 61.3km/h (0.8M)	20.82 [1] 58.7km/h (0.7M)	23.82 [1] 60.0km/h (0.9M)	11.95 60.6km/h (0.9M)	25.68 [1]
<b>2</b>	Snowy Waugh	2	68.5km/h	3.72 [1] 43.6km/h (1.0M)	6.46 [1] 64.1km/h (0.7M)	9.16 [1] 66.7km/h (0.7M)	11.80 [1] 68.2km/h (0.6M)	14.60 [1] 65.8km/h (0.8M)	17.86 [2] 57.5km/h (1.0M)	20.98 [2] 56.9km/h (0.9M)	23.92 [2] 60.9km/h (1.1M)	12.21 59.6km/h (1.0M)	25.71 [2]
<b>3</b>	Showtime Caesar	3	69.3km/h	3.92 [5] 41.9km/h (1.5M)	6.95 [6] 59.3km/h (1.2M)	9.72 [5] 64.5km/h (2.2M)	12.33 [5] 68.7km/h (2.5M)	15.09 [4] 67.5km/h (1.9M)	18.06 [3] 62.8km/h (2.0M)	21.08 [3] 60.8km/h (1.6M)	24.01 [3] 61.5km/h (1.5M)	11.81 62.2km/h (1.7M)	25.83 [3]
<b>8</b>	Baroski	8	67.4km/h	3.93 [6] 42.1km/h (2.8M)	6.85 [4] 62.0km/h (2.0M)	9.62 [4] 65.3km/h (1.8M)	12.30 [4] 67.2km/h (1.4M)	15.25 [5] 63.1km/h (1.1M)	18.32 [5] 59.0km/h (1.1M)	21.40 [4] 58.5km/h (0.9M)	24.40 [4] 59.9km/h (1.3M)	12.20 59.5km/h (1.1M)	26.28 [4]
<b>4</b>	My King	4	68.5km/h	3.90 [4] 42.4km/h (1.8M)	7.01 [7] 58.7km/h (1.6M)	9.88 [7] 62.3km/h (2.2M)	12.52 [7] 67.8km/h (3.0M)	15.37 [7] 66.2km/h (2.2M)	18.48 [7] 60.6km/h (2.6M)	21.54 [6] 59.9km/h (1.7M)	24.55 [5] 60.2km/h (3.4M)	12.21 60.6km/h (2.6M)	26.44 [5]
<b>7</b>	Black Parade	7	67.5km/h	3.96 [7] 46.3km/h (2.8M)	7.02 [8] 59.8km/h (1.8M)	9.91 [8] 62.8km/h (2.6M)	12.60 [8] 66.9km/h (3.3M)	15.36 [6] 66.0km/h (1.4M)	18.39 [6] 60.6km/h (0.6M)	21.53 [5] 57.3km/h (0.7M)	24.64 [6] 58.0km/h (1.7M)	12.25 59.2km/h (1.0M)	26.58 [6]
<b>6</b>	Smooth Heaven	6	68.0km/h	3.99 [8] 42.6km/h (2.1M)	6.87 [5] 61.2km/h (0.7M)	9.72 [6] 63.1km/h (0.6M)	12.38 [6] 66.7km/h (0.7M)	15.45 [8] 61.9km/h (1.0M)	18.58 [8] 56.9km/h (0.9M)	21.67 [7] 58.3km/h (0.8M)	24.74 [7] 58.8km/h (1.7M)	12.47 58.1km/h (1.3M)	26.66 [7]

Data based on IsoLynx Localised Positioning System.

Legend:

[ ] - Rank at each section










( ) - Avg. meters to rail for section

-- - No data available at section





IPSWICH, QLD  
Race 12 - TAB VENUE MODE 5th Grade H - 431M  
05/04/2024 - 00:00:00 AM

RUG	NAME	BOX	HOME	FINISH TIME
	Par Seventy	1	26.31	26.31 [6]
	Farmor Lucky	2	25.89	25.89 [2]
	Major Reisman	3	26.00	26.00 [3]
	Toffee Coffee	4	26.64	26.64 [7]
	Rapid On Fire	5	26.05	26.05 [4]
	Electric Man	6	26.06	26.06 [5]
	Barefoot Cowboy	7	[]	
	Spring Travis	8	25.65	25.65 [1]
	Cockney Sparrow	9	[]	

RUG NAME BOX

HOME

FINISH  
TIME

 **Spring Blend** 10

0

Data based on IsoLynx Localised Positioning System.

Legend:

[ ] - Rank at each section

( ) - Avg. meters to rail for section

-- - No data available at section

