



Sunshine Coast QLD Professional

Race 2: ANZAC DAY Maiden Handicap - 1200m

25 April 2024 - 14:04



Track Rating: Heavy 8, Weather: Fine, Rail Position: +4m

Section		Overall	1000m	800m	600m	400m	200m	Last 600m					
Field Times		1:13.29 (0:13.63)	0:59.66 (0:11.65)	0:48.01 (0:12.19)	0:35.82 (0:11.90)	0:23.92 (0:11.47)	0:12.45 (0:12.45)	0:35.82					
Rank	TAB Horse/Jockey	Barrier	Top Speed [km/h]	Fastest Section	Margin							Distance Travelled [m]	
1	13 READY TO BOOM Emily Lang	9	65.4 Overall	0:11.47 400m	1:13.29 [1] (0:13.69)	0:59.60 [2] (0:11.73)	0:47.87 [2] (0:12.18)	0:35.69 [2] (0:11.77)	0:23.92 [1] (0:11.47)	0:12.45 [1] (0:12.45)	1:13.29	0:35.69	
2	10 PRETTY LITTLE LIAR Ryan Maloney	7	64.7 400m	0:11.35 400m	1:13.69 [2] (0:14.07)	0:59.62 [7] (0:11.74)	0:47.88 [7] (0:12.18)	0:35.70 [6] (0:11.82)	0:23.88 [6] (0:11.35)	0:12.53 [2] (0:12.53)	2.3L	0:35.70	+4
3	21 PEACEFUL PRINCE James Orman	5	63.5 400m	0:11.60 400m	1:14.00 [3] (0:13.80)	1:00.20 [3] (0:11.83)	0:48.37 [5] (0:12.20)	0:36.17 [5] (0:11.86)	0:24.31 [3] (0:11.60)	0:12.71 [3] (0:12.71)	4.1L	0:36.17	+3
4	15 ANTILLES Shania Willis	12	64.2 400m	0:11.43 400m	1:14.16 [4] (0:14.60)	0:59.56 [11] (0:11.81)	0:47.75 [12] (0:12.26)	0:35.49 [12] (0:11.85)	0:23.64 [12] (0:11.43)	0:12.21 [12] (0:12.21)	4.9L	0:35.49	+3
5	2 BIT OF GRUNT Nikita Beriman	14	64.7 400m	0:11.40 400m	1:14.20 [5] (0:14.74)	0:59.46 [12] (0:11.59)	0:47.87 [11] (0:12.28)	0:35.59 [11] (0:11.76)	0:23.83 [11] (0:11.40)	0:12.43 [9] (0:12.43)	5.1L	0:35.59	+2
5	17 BRAMBLE BAY Jim Byrne	1	64.0 Overall	0:11.65 400m	1:14.20 [5] (0:14.29)	0:59.91 [9] (0:11.84)	0:48.07 [9] (0:12.16)	0:35.91 [9] (0:11.77)	0:24.14 [8] (0:11.65)	0:12.49 [8] (0:12.49)	5.1L	0:35.91	+1
7	8 FOSSIL FUEL Martin Harley	8	66.0 1000m	0:11.71 1000m	1:14.27 [7] (0:14.19)	1:00.08 [8] (0:11.71)	0:48.37 [8] (0:12.18)	0:36.19 [7] (0:11.80)	0:24.39 [7] (0:11.77)	0:12.62 [7] (0:12.62)	5.4L	0:36.19	+3
8	7 PRINCE OF PROPHETS Jake Bayliss	19	65.6 400m	0:11.32 400m	1:14.27 [8] (0:14.80)	0:59.47 [13] (0:11.88)	0:47.59 [13] (0:12.33)	0:35.26 [14] (0:11.59)	0:23.67 [13] (0:11.32)	0:12.35 [10] (0:12.35)	5.5L	0:35.26	+2
9	1 ALKENTER Dale Smith	3	63.9 Overall	0:11.73 400m	1:14.36 [9] (0:13.83)	1:00.53 [4] (0:11.74)	0:48.79 [4] (0:12.25)	0:36.54 [4] (0:11.97)	0:24.57 [5] (0:11.73)	0:12.84 [4] (0:12.84)	5.9L	0:36.54	+2
10	14 SHE'S REALISTIC Cejay Graham	10	64.3 1000m	0:11.64 1000m	1:14.60 [10] (0:14.50)	1:00.10 [10] (0:11.64)	0:48.46 [10] (0:12.23)	0:36.23 [10] (0:12.00)	0:24.23 [10] (0:11.69)	0:12.54 [13] (0:12.54)	7.2L	0:36.23	+4

Scratched: Artz On Fire (#19), Going Dutch (#3), Iridescence (#9), Lord Danilo (#4), Willabelle (#11), La Stella Atleti (#5), Cool Panels (#20)

[] Ranking at each section and finish
 -:-:- No data available at this section
 NA No data available
 SCN Saddle cloth number
 DNF Did not finish
 DNT Did not track



Sunshine Coast QLD Professional
Race 2: ANZAC DAY Maiden Handicap - 1200m
25 April 2024 - 14:04



Track Rating: Heavy 8, Weather: Fine, Rail Position: +4m

Section		Overall	1000m	800m	600m	400m	200m	Last 600m					
Field Times		1:13.29 (0:13.63)	0:59.66 (0:11.65)	0:48.01 (0:12.19)	0:35.82 (0:11.90)	0:23.92 (0:11.47)	0:12.45 (0:12.45)	0:35.82					
Rank	TAB Horse/Jockey	Barrier	Top Speed [km/h]	Fastest Section	Margin	Distance Travelled [m]							
11	18 ROTHESAY'S LAD Micheal Hellyer	15	64.1 400m	0:11.57 400m	1:14.61 [11] (0:15.14)	0:59.47 [14] (0:11.65)	0:47.82 [14] (0:12.03)	0:35.79 [13] (0:11.80)	0:23.99 [14] (0:11.57)	0:12.42 [14] (0:12.42)	7.3L	0:35.79	+0
12	12 DARE I SAY Adin Thompson	6	65.8 Overall	0:11.65 1000m	1:14.68 [12] (0:13.63)	1:01.05 [1] (0:11.65)	0:49.40 [1] (0:12.19)	0:37.21 [1] (0:11.93)	0:25.28 [2] (0:12.18)	0:13.10 [5] (0:13.10)	7.6L	0:37.21	-2
13	16 VADAMOON Bailey Wheeler	4	64.6 Overall	0:11.79 400m	1:14.89 [13] (0:13.97)	1:00.92 [5] (0:11.81)	0:49.11 [6] (0:12.33)	0:36.78 [8] (0:12.02)	0:24.76 [9] (0:11.79)	0:12.97 [11] (0:12.97)	8.9L	0:36.78	+3
14	6 MISS MOOV Robbie Dolan	13	65.2 1000m	0:11.46 1000m	1:15.18 [14] (0:14.01)	1:01.17 [6] (0:11.46)	0:49.71 [3] (0:12.26)	0:37.45 [3] (0:11.97)	0:25.48 [4] (0:11.92)	0:13.56 [6] (0:13.56)	10.4L	0:37.45	+7

Scratched: Artz On Fire (#19), Going Dutch (#3), Iridescence (#9), Lord Danilo (#4), Willabelle (#11), La Stella Atletta (#5), Cool Panels (#20)

[] Ranking at each section and finish
 -:-:- No data available at this section
 NA No data available

SCN Saddle cloth number
 DNF Did not finish
 DNT Did not track



Horse/Jockey Name	Ready To Boom
Final Rank	1
Fastest Section Time (Section)	0:11.47 (400m)
Top Speed [km/h] (Section)	65.4 (Overall)
Race State	Finished



Sunshine Coast QLD Professional

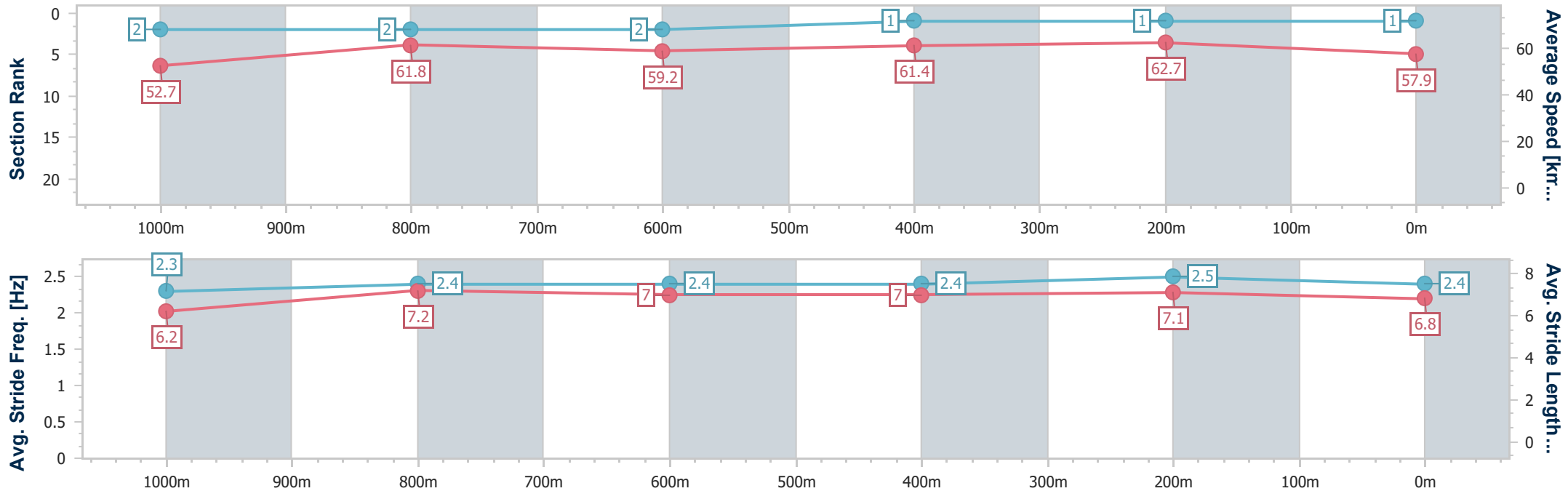
Race 2: ANZAC DAY Maiden Handicap - 1200m

25 April 2024 - 14:04



Track Rating: Heavy 8, Weather: Fine, Rail Position: +4m

Section	Overall	1000m	800m	600m	400m	200m
Section Times	1:13.29 [1] (0:13.69)	0:59.60 [2] (0:11.73)	0:47.87 [2] (0:12.18)	0:35.69 [2] (0:11.77)	0:23.92 [1] (0:11.47)	0:12.45 [1] (0:12.45)
Average Speed [km/h]	52.7	61.8	59.2	61.4	62.7	57.9
Top Speed [km/h]	65.4	63.9	60.7	63.0	64.2	61.1
Avg. Dist. to Rail [m]	7.2	2.4	0.6	0.4	1.9	4.5
Avg. Stride Freq. [Hz]	2.3	2.4	2.4	2.4	2.5	2.4
Avg. Stride Length [m]	6.2	7.2	7.0	7.0	7.1	6.8



- [] Ranking at each section and finish
- .-.- No data available at this section
- NA No data available



Horse/Jockey Name	Pretty Little Liar
Final Rank	2
Fastest Section Time (Section)	0:11.35 (400m)
Top Speed [km/h] (Section)	64.7 (400m)
Race State	Finished



Sunshine Coast QLD Professional

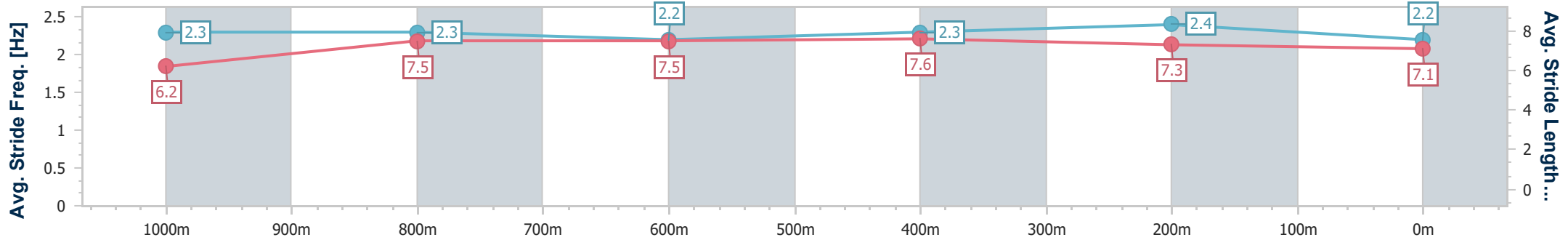
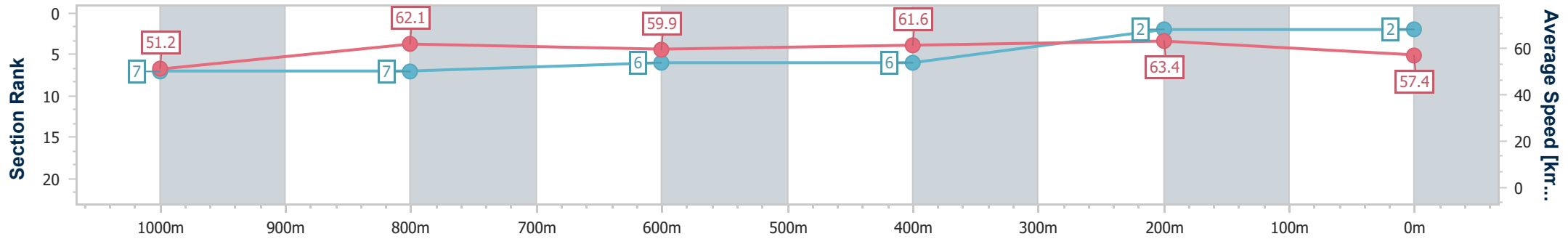
Race 2: ANZAC DAY Maiden Handicap - 1200m

25 April 2024 - 14:04

Track Rating: Heavy 8, Weather: Fine, Rail Position: +4m



Section	Overall	1000m	800m	600m	400m	200m
Section Times	1:13.69 [2] (0:14.07)	0:59.62 [7] (0:11.74)	0:47.88 [7] (0:12.18)	0:35.70 [6] (0:11.82)	0:23.88 [6] (0:11.35)	0:12.53 [2] (0:12.53)
Average Speed [km/h]	51.2	62.1	59.9	61.6	63.4	57.4
Top Speed [km/h]	63.9	64.0	61.2	63.5	64.7	60.8
Avg. Dist. to Rail [m]	6.4	3.8	2.3	2.1	5.1	5.7
Avg. Stride Freq. [Hz]	2.3	2.3	2.2	2.3	2.4	2.2
Avg. Stride Length [m]	6.2	7.5	7.5	7.6	7.3	7.1



- [] Ranking at each section and finish
- .-.- No data available at this section
- NA No data available



Horse/Jockey Name	Peaceful Prince
Final Rank	3
Fastest Section Time (Section)	0:11.60 (400m)
Top Speed [km/h] (Section)	63.5 (400m)
Race State	Finished



Sunshine Coast QLD Professional

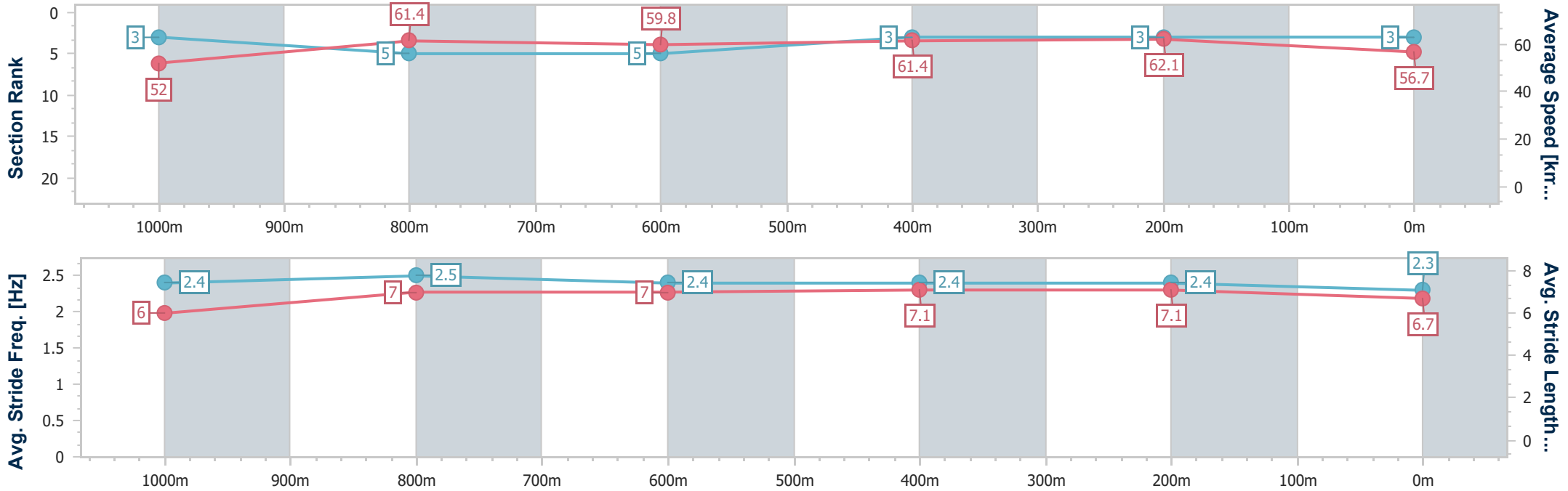
Race 2: ANZAC DAY Maiden Handicap - 1200m

25 April 2024 - 14:04

Track Rating: Heavy 8, Weather: Fine, Rail Position: +4m



Section	Overall	1000m	800m	600m	400m	200m
Section Times	1:14.00 [3] (0:13.80)	1:00.20 [3] (0:11.83)	0:48.37 [5] (0:12.20)	0:36.17 [5] (0:11.86)	0:24.31 [3] (0:11.60)	0:12.71 [3] (0:12.71)
Average Speed [km/h]	52.0	61.4	59.8	61.4	62.1	56.7
Top Speed [km/h]	63.5	62.7	61.3	63.0	63.5	59.8
Avg. Dist. to Rail [m]	5.1	2.8	1.9	2.3	5.0	4.4
Avg. Stride Freq. [Hz]	2.4	2.5	2.4	2.4	2.4	2.3
Avg. Stride Length [m]	6.0	7.0	7.0	7.1	7.1	6.7



- [] Ranking at each section and finish
- .-.- No data available at this section
- NA No data available



Horse/Jockey Name	Antilles
Final Rank	4
Fastest Section Time (Section)	0:11.43 (400m)
Top Speed [km/h] (Section)	64.2 (400m)
Race State	Finished



Sunshine Coast QLD Professional

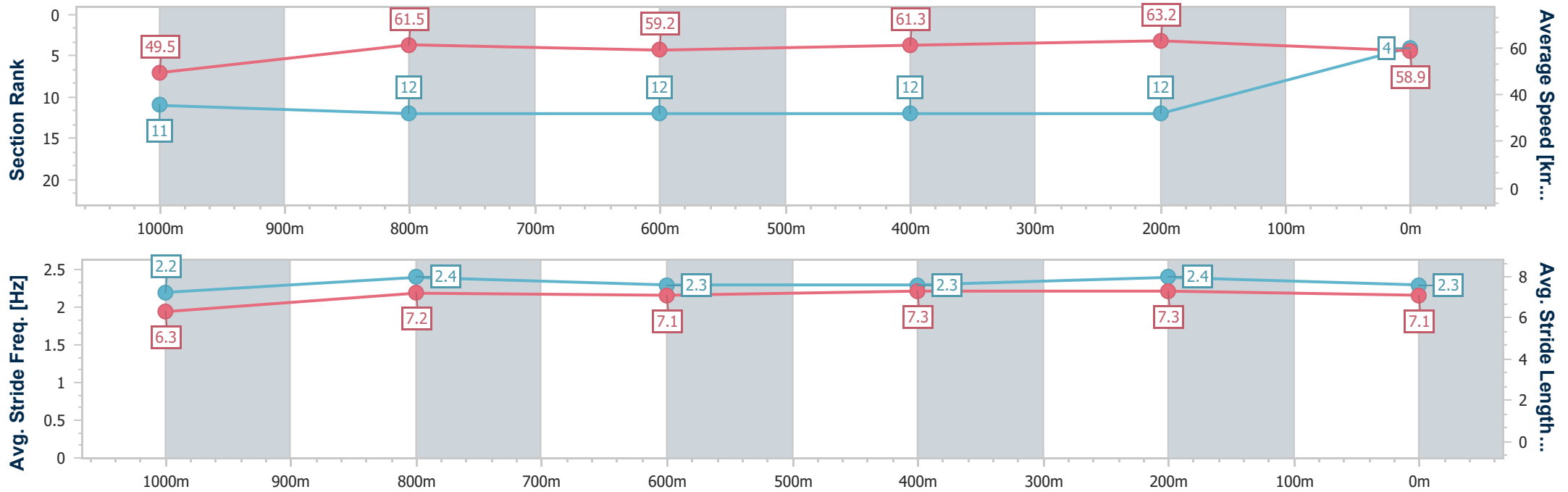
Race 2: ANZAC DAY Maiden Handicap - 1200m

25 April 2024 - 14:04

Track Rating: Heavy 8, Weather: Fine, Rail Position: +4m



Section	Overall	1000m	800m	600m	400m	200m
Section Times	1:14.16 [4] (0:14.60)	0:59.56 [11] (0:11.81)	0:47.75 [12] (0:12.26)	0:35.49 [12] (0:11.85)	0:23.64 [12] (0:11.43)	0:12.21 [12] (0:12.21)
Average Speed [km/h]	49.5	61.5	59.2	61.3	63.2	58.9
Top Speed [km/h]	61.3	62.9	61.2	63.4	64.2	61.8
Avg. Dist. to Rail [m]	8.8	3.9	1.4	1.5	5.1	5.7
Avg. Stride Freq. [Hz]	2.2	2.4	2.3	2.3	2.4	2.3
Avg. Stride Length [m]	6.3	7.2	7.1	7.3	7.3	7.1



- [] Ranking at each section and finish
- .-.- No data available at this section
- NA No data available



Horse/Jockey Name	Bit Of Grunt
Final Rank	5
Fastest Section Time (Section)	0:11.40 (400m)
Top Speed [km/h] (Section)	64.7 (400m)
Race State	Finished



Sunshine Coast QLD Professional

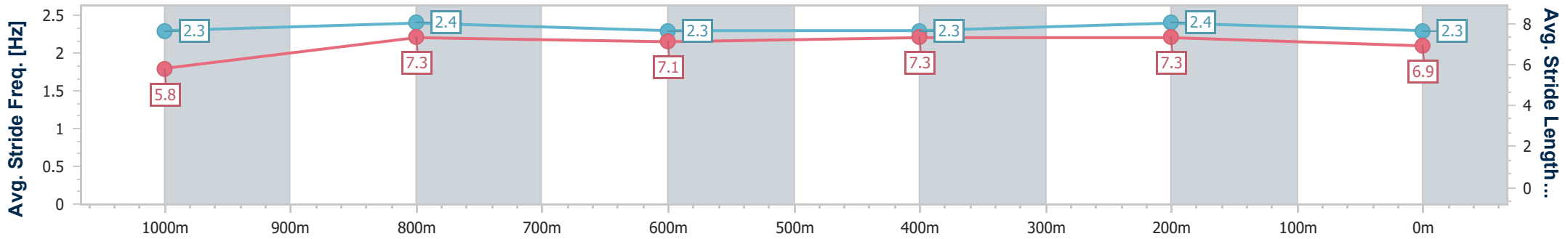
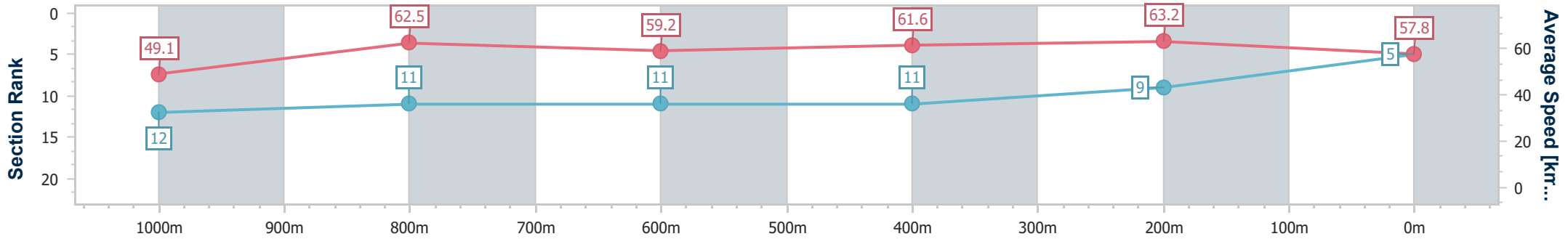
Race 2: ANZAC DAY Maiden Handicap - 1200m

25 April 2024 - 14:04



Track Rating: Heavy 8, Weather: Fine, Rail Position: +4m

Section	Overall	1000m	800m	600m	400m	200m
Section Times	1:14.20 [5] (0:14.74)	0:59.46 [12] (0:11.59)	0:47.87 [11] (0:12.28)	0:35.59 [11] (0:11.76)	0:23.83 [11] (0:11.40)	0:12.43 [9] (0:12.43)
Average Speed [km/h]	49.1	62.5	59.2	61.6	63.2	57.8
Top Speed [km/h]	62.7	64.1	62.3	64.3	64.7	61.1
Avg. Dist. to Rail [m]	9.0	2.8	1.6	1.0	4.3	3.8
Avg. Stride Freq. [Hz]	2.3	2.4	2.3	2.3	2.4	2.3
Avg. Stride Length [m]	5.8	7.3	7.1	7.3	7.3	6.9



- [] Ranking at each section and finish
- .-.- No data available at this section
- NA No data available



Horse/Jockey Name	Bramble Bay
Final Rank	5
Fastest Section Time (Section)	0:11.65 (400m)
Top Speed [km/h] (Section)	64.0 (Overall)
Race State	Finished



Sunshine Coast QLD Professional

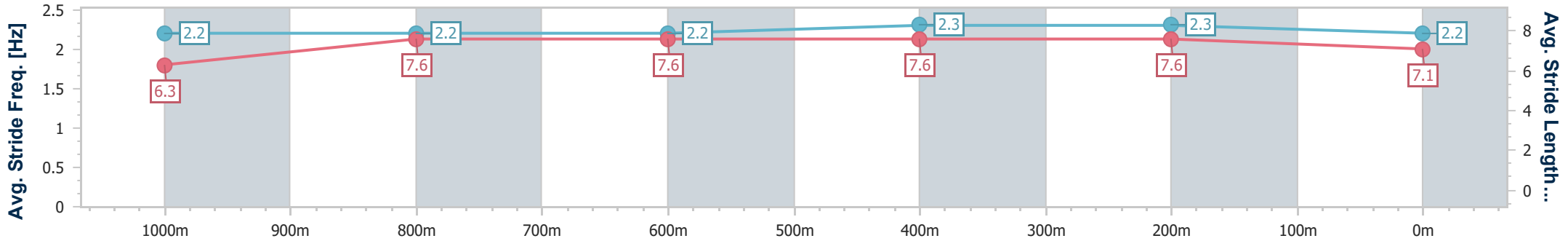
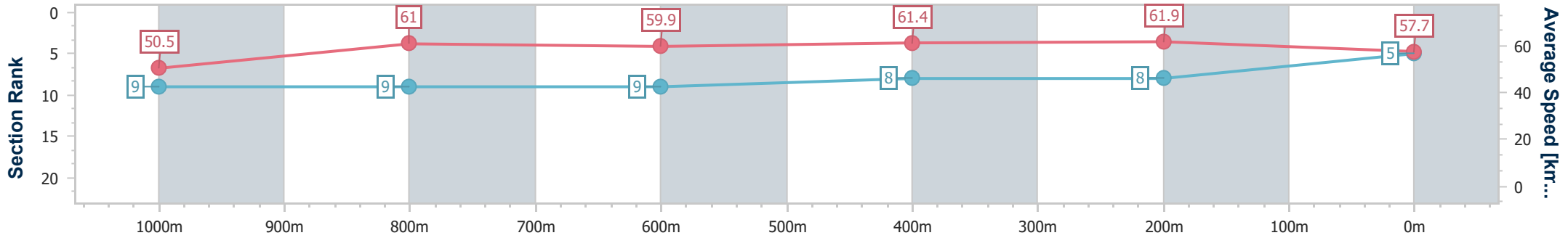
Race 2: ANZAC DAY Maiden Handicap - 1200m

25 April 2024 - 14:04



Track Rating: Heavy 8, Weather: Fine, Rail Position: +4m

Section	Overall	1000m	800m	600m	400m	200m
Section Times	1:14.20 [5] (0:14.29)	0:59.91 [9] (0:11.84)	0:48.07 [9] (0:12.16)	0:35.91 [9] (0:11.77)	0:24.14 [8] (0:11.65)	0:12.49 [8] (0:12.49)
Average Speed [km/h]	50.5	61.0	59.9	61.4	61.9	57.7
Top Speed [km/h]	64.0	62.4	60.9	62.8	63.2	60.0
Avg. Dist. to Rail [m]	2.3	2.2	1.2	0.8	6.2	8.0
Avg. Stride Freq. [Hz]	2.2	2.2	2.2	2.3	2.3	2.2
Avg. Stride Length [m]	6.3	7.6	7.6	7.6	7.6	7.1



- [] Ranking at each section and finish
- .-.- No data available at this section
- NA No data available



Horse/Jockey Name	Fossil Fuel
Final Rank	7
Fastest Section Time (Section)	0:11.71 (1000m)
Top Speed [km/h] (Section)	66.0 (1000m)
Race State	Finished



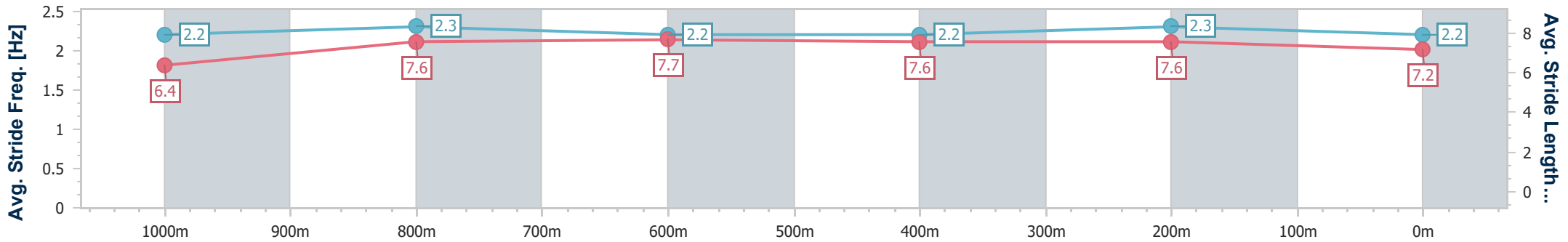
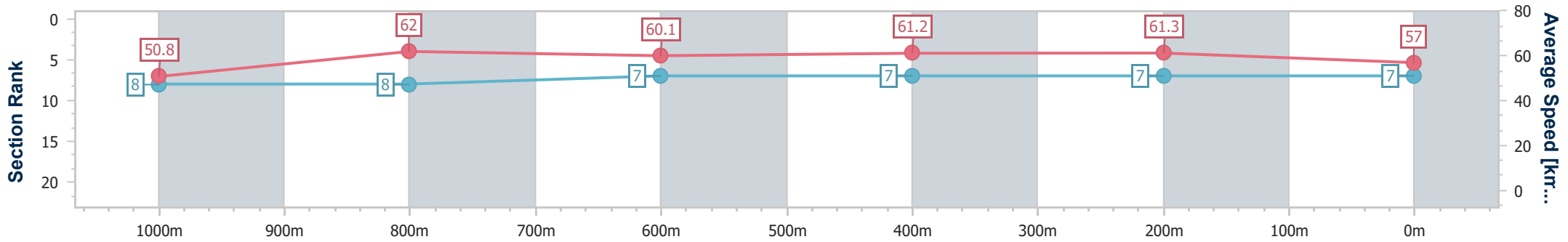
Sunshine Coast QLD Professional
Race 2: ANZAC DAY Maiden Handicap - 1200m



25 April 2024 - 14:04

Track Rating: Heavy 8, Weather: Fine, Rail Position: +4m

Section	Overall	1000m	800m	600m	400m	200m
Section Times	1:14.27 [7] (0:14.19)	1:00.08 [8] (0:11.71)	0:48.37 [8] (0:12.18)	0:36.19 [7] (0:11.80)	0:24.39 [7] (0:11.77)	0:12.62 [7] (0:12.62)
Average Speed [km/h]	50.8	62.0	60.1	61.2	61.3	57.0
Top Speed [km/h]	65.9	66.0	61.0	63.0	63.1	60.0
Avg. Dist. to Rail [m]	6.8	3.4	2.6	1.3	3.2	4.9
Avg. Stride Freq. [Hz]	2.2	2.3	2.2	2.2	2.3	2.2
Avg. Stride Length [m]	6.4	7.6	7.7	7.6	7.6	7.2



- [] Ranking at each section and finish
- .-.- No data available at this section
- NA No data available



Horse/Jockey Name	Prince Of Prophets
Final Rank	8
Fastest Section Time (Section)	0:11.32 (400m)
Top Speed [km/h] (Section)	65.6 (400m)
Race State	Finished



Sunshine Coast QLD Professional

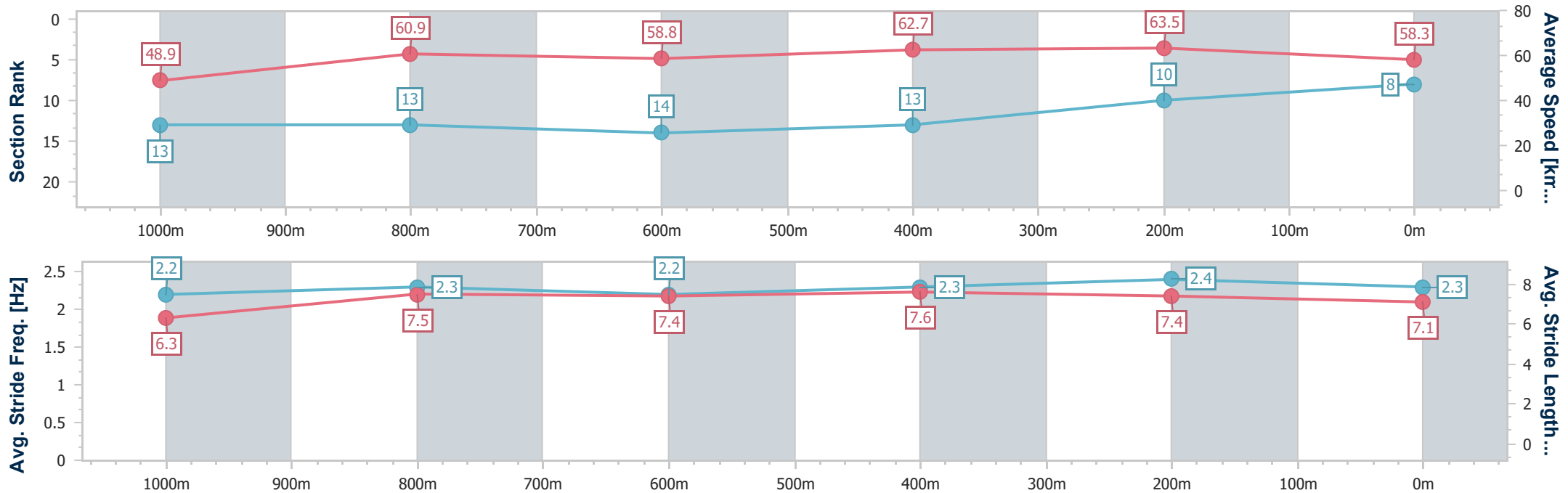
Race 2: ANZAC DAY Maiden Handicap - 1200m

25 April 2024 - 14:04



Track Rating: Heavy 8, Weather: Fine, Rail Position: +4m

Section	Overall	1000m	800m	600m	400m	200m
Section Times	1:14.27 [8] (0:14.80)	0:59.47 [13] (0:11.88)	0:47.59 [13] (0:12.33)	0:35.26 [14] (0:11.59)	0:23.67 [13] (0:11.32)	0:12.35 [10] (0:12.35)
Average Speed [km/h]	48.9	60.9	58.8	62.7	63.5	58.3
Top Speed [km/h]	61.2	62.4	62.2	64.8	65.6	60.9
Avg. Dist. to Rail [m]	10.1	2.6	1.1	1.1	7.8	9.1
Avg. Stride Freq. [Hz]	2.2	2.3	2.2	2.3	2.4	2.3
Avg. Stride Length [m]	6.3	7.5	7.4	7.6	7.4	7.1



- [] Ranking at each section and finish
- .-.- No data available at this section
- NA No data available



Horse/Jockey Name	Alkenter
Final Rank	9
Fastest Section Time (Section)	0:11.73 (400m)
Top Speed [km/h] (Section)	63.9 (Overall)
Race State	Finished



Sunshine Coast QLD Professional

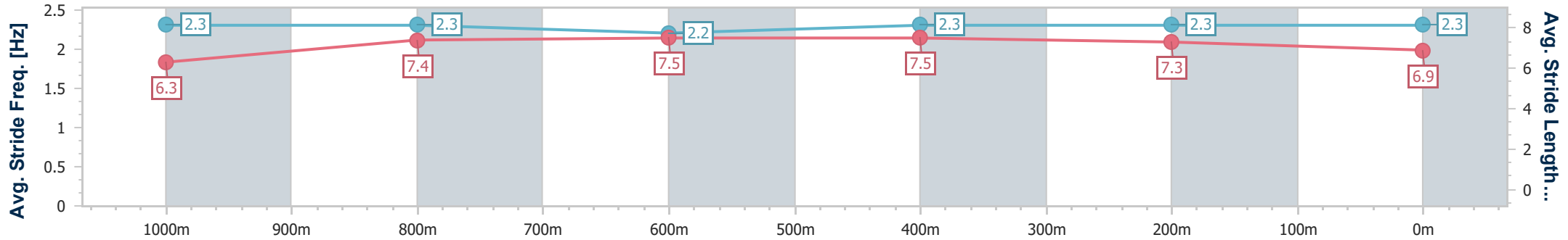
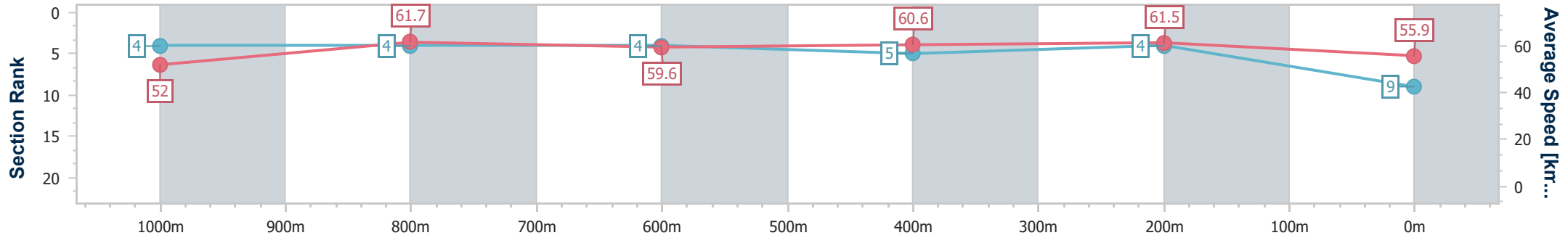
Race 2: ANZAC DAY Maiden Handicap - 1200m

25 April 2024 - 14:04

Track Rating: Heavy 8, Weather: Fine, Rail Position: +4m



Section	Overall	1000m	800m	600m	400m	200m
Section Times	1:14.36 [9] (0:13.83)	1:00.53 [4] (0:11.74)	0:48.79 [4] (0:12.25)	0:36.54 [4] (0:11.97)	0:24.57 [5] (0:11.73)	0:12.84 [4] (0:12.84)
Average Speed [km/h]	52.0	61.7	59.6	60.6	61.5	55.9
Top Speed [km/h]	63.9	63.4	60.7	62.2	62.9	59.6
Avg. Dist. to Rail [m]	3.2	1.4	2.1	1.6	1.8	0.8
Avg. Stride Freq. [Hz]	2.3	2.3	2.2	2.3	2.3	2.3
Avg. Stride Length [m]	6.3	7.4	7.5	7.5	7.3	6.9



- [] Ranking at each section and finish
- .-.- No data available at this section
- NA No data available



Horse/Jockey Name	She's Realistic
Final Rank	10
Fastest Section Time (Section)	0:11.64 (1000m)
Top Speed [km/h] (Section)	64.3 (1000m)
Race State	Finished



Sunshine Coast QLD Professional

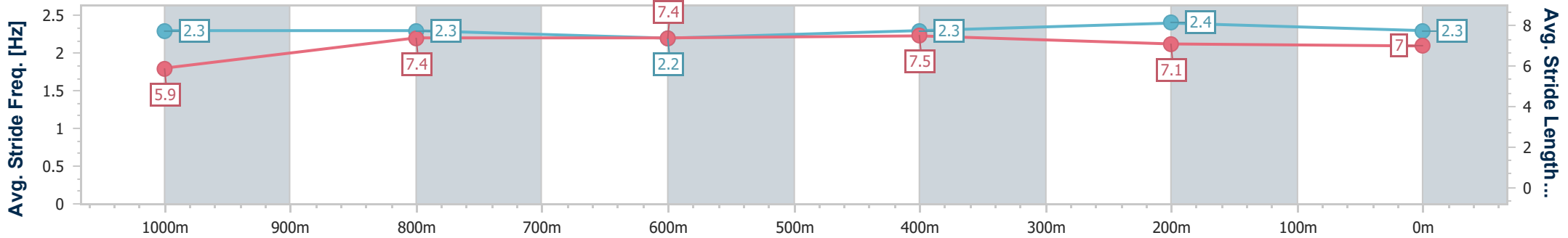
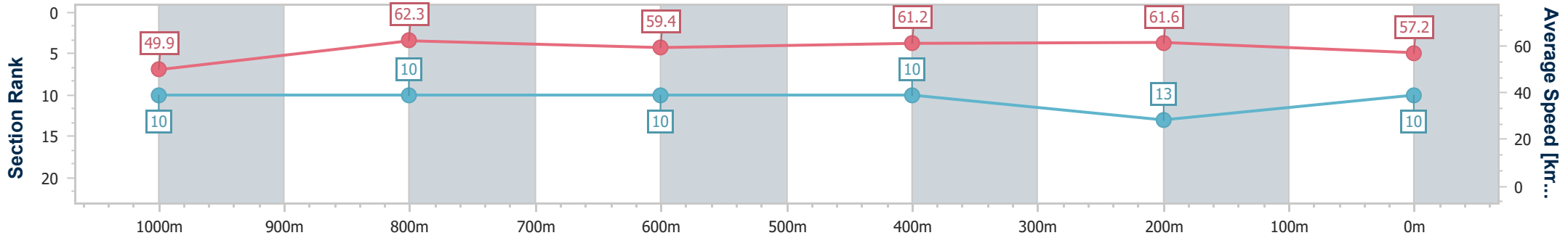
Race 2: ANZAC DAY Maiden Handicap - 1200m

25 April 2024 - 14:04

Track Rating: Heavy 8, Weather: Fine, Rail Position: +4m



Section	Overall	1000m	800m	600m	400m	200m
Section Times	1:14.60 [10] (0:14.50)	1:00.10 [10] (0:11.64)	0:48.46 [10] (0:12.23)	0:36.23 [10] (0:12.00)	0:24.23 [10] (0:11.69)	0:12.54 [13] (0:12.54)
Average Speed [km/h]	49.9	62.3	59.4	61.2	61.6	57.2
Top Speed [km/h]	63.5	64.3	61.7	63.1	63.2	58.5
Avg. Dist. to Rail [m]	8.0	3.3	2.0	2.9	8.9	10.2
Avg. Stride Freq. [Hz]	2.3	2.3	2.2	2.3	2.4	2.3
Avg. Stride Length [m]	5.9	7.4	7.4	7.5	7.1	7.0



- [] Ranking at each section and finish
- .-.- No data available at this section
- NA No data available



Horse/Jockey Name	Rothsay's Lad
Final Rank	11
Fastest Section Time (Section)	0:11.57 (400m)
Top Speed [km/h] (Section)	64.1 (400m)
Race State	Finished



Sunshine Coast QLD Professional

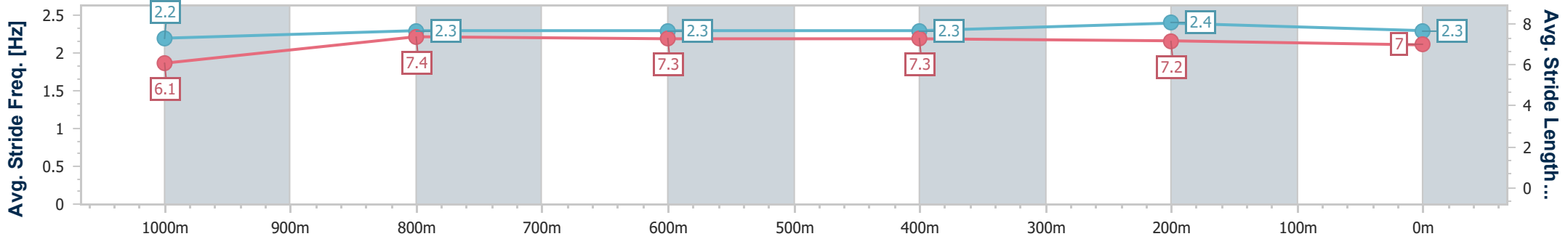
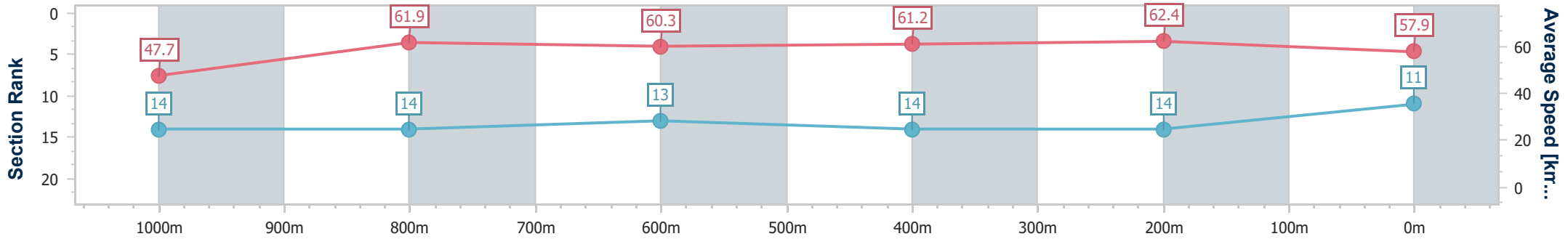
Race 2: ANZAC DAY Maiden Handicap - 1200m

25 April 2024 - 14:04



Track Rating: Heavy 8, Weather: Fine, Rail Position: +4m

Section	Overall	1000m	800m	600m	400m	200m
Section Times	1:14.61 [11] (0:15.14)	0:59.47 [14] (0:11.65)	0:47.82 [14] (0:12.03)	0:35.79 [13] (0:11.80)	0:23.99 [14] (0:11.57)	0:12.42 [14]
Average Speed [km/h]	47.7	61.9	60.3	61.2	62.4	57.9
Top Speed [km/h]	61.2	63.7	61.5	63.0	64.1	60.8
Avg. Dist. to Rail [m]	9.7	2.3	0.7	0.9	3.3	4.5
Avg. Stride Freq. [Hz]	2.2	2.3	2.3	2.3	2.4	2.3
Avg. Stride Length [m]	6.1	7.4	7.3	7.3	7.2	7.0



- [] Ranking at each section and finish
- .-.- No data available at this section
- NA No data available



Horse/Jockey Name	Dare I Say
Final Rank	12
Fastest Section Time (Section)	0:11.65 (1000m)
Top Speed [km/h] (Section)	65.8 (Overall)
Race State	Finished



Sunshine Coast QLD Professional

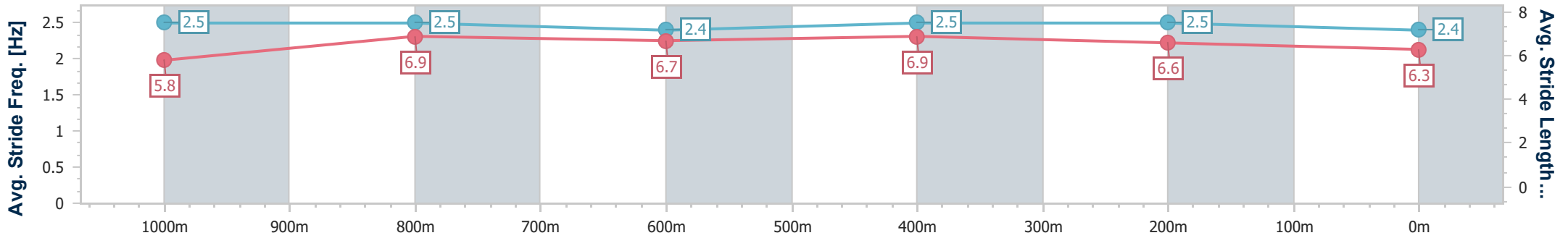
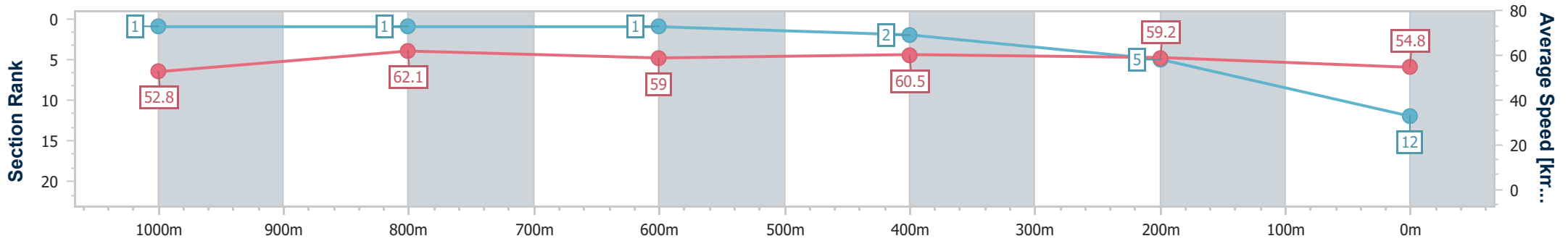
Race 2: ANZAC DAY Maiden Handicap - 1200m

25 April 2024 - 14:04

Track Rating: Heavy 8, Weather: Fine, Rail Position: +4m



Section	Overall	1000m	800m	600m	400m	200m
Section Times	1:14.68 [12] (0:13.63)	1:01.05 [1] (0:11.65)	0:49.40 [1] (0:12.19)	0:37.21 [1] (0:11.93)	0:25.28 [2] (0:12.18)	0:13.10 [5] (0:13.10)
Average Speed [km/h]	52.8	62.1	59.0	60.5	59.2	54.8
Top Speed [km/h]	65.8	65.0	60.9	62.3	60.5	57.8
Avg. Dist. to Rail [m]	6.3	2.4	0.5	0.5	1.4	1.9
Avg. Stride Freq. [Hz]	2.5	2.5	2.4	2.5	2.5	2.4
Avg. Stride Length [m]	5.8	6.9	6.7	6.9	6.6	6.3



- [] Ranking at each section and finish
- .-.- No data available at this section
- NA No data available



Horse/Jockey Name	Vadamoon
Final Rank	13
Fastest Section Time (Section)	0:11.79 (400m)
Top Speed [km/h] (Section)	64.6 (Overall)
Race State	Finished



Sunshine Coast QLD Professional

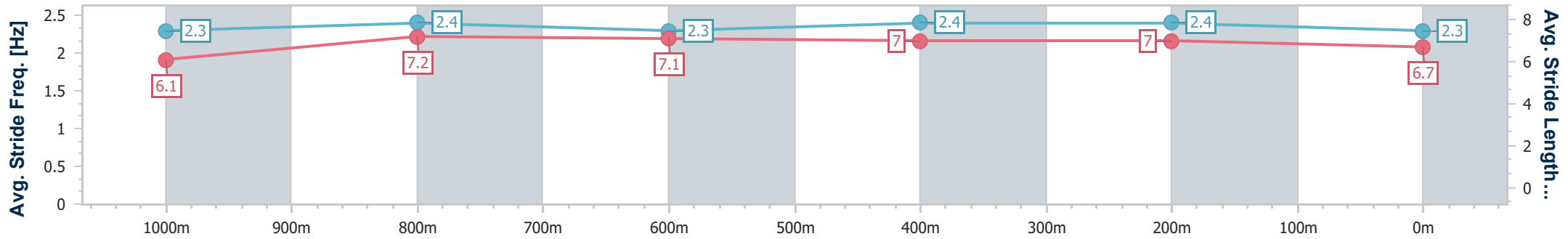
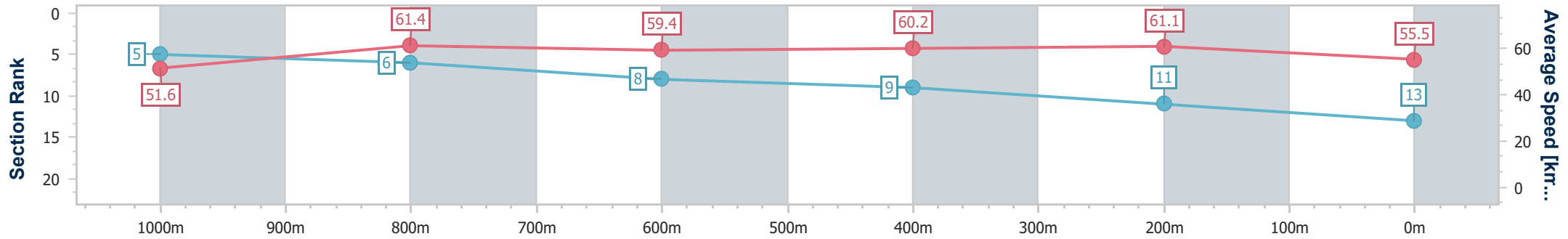
Race 2: ANZAC DAY Maiden Handicap - 1200m

25 April 2024 - 14:04

Track Rating: Heavy 8, Weather: Fine, Rail Position: +4m



Section	Overall	1000m	800m	600m	400m	200m
Section Times	1:14.89 [13] (0:13.97)	1:00.92 [5] (0:11.81)	0:49.11 [6] (0:12.33)	0:36.78 [8] (0:12.02)	0:24.76 [9] (0:11.79)	0:12.97 [11] (0:12.97)
Average Speed [km/h]	51.6	61.4	59.4	60.2	61.1	55.5
Top Speed [km/h]	64.6	64.5	61.0	62.6	62.4	58.5
Avg. Dist. to Rail [m]	4.5	3.5	2.2	1.2	6.4	7.3
Avg. Stride Freq. [Hz]	2.3	2.4	2.3	2.4	2.4	2.3
Avg. Stride Length [m]	6.1	7.2	7.1	7.0	7.0	6.7



- [] Ranking at each section and finish
- .-.- No data available at this section
- NA No data available



Horse/Jockey Name	Miss Moov
Final Rank	14
Fastest Section Time (Section)	0:11.46 (1000m)
Top Speed [km/h] (Section)	65.2 (1000m)
Race State	Finished



Sunshine Coast QLD Professional

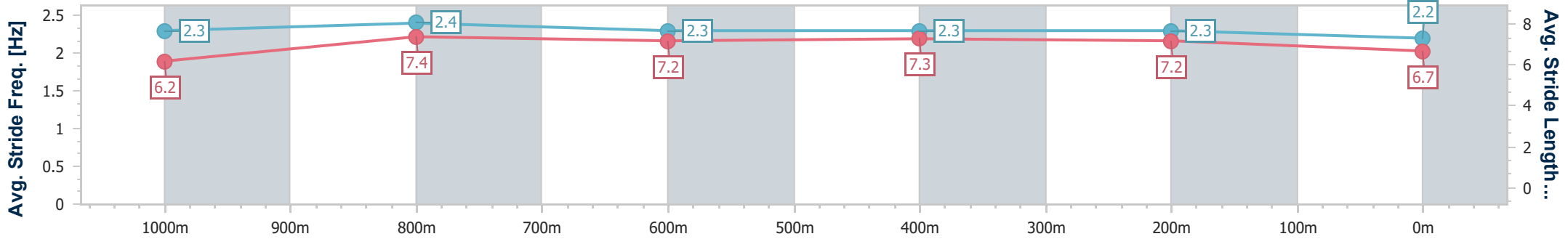
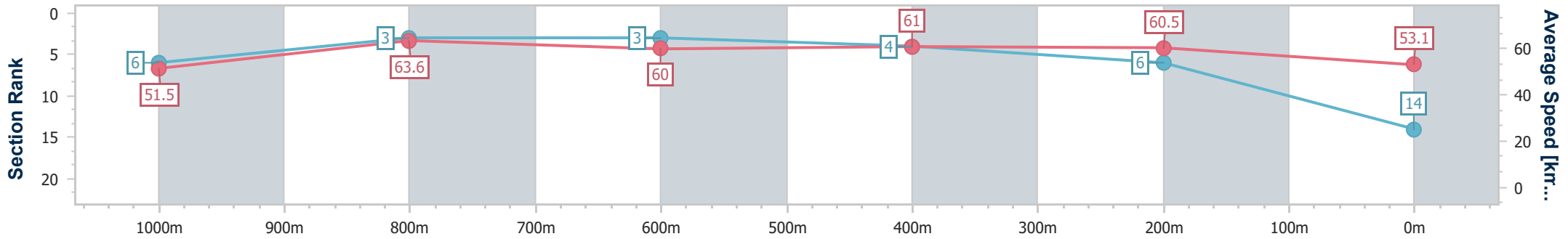
Race 2: ANZAC DAY Maiden Handicap - 1200m

25 April 2024 - 14:04

Track Rating: Heavy 8, Weather: Fine, Rail Position: +4m



Section	Overall	1000m	800m	600m	400m	200m
Section Times	1:15.18 [14] (0:14.01)	1:01.17 [6] (0:11.46)	0:49.71 [3] (0:12.26)	0:37.45 [3] (0:11.97)	0:25.48 [4] (0:11.92)	0:13.56 [6] (0:13.56)
Average Speed [km/h]	51.5	63.6	60.0	61.0	60.5	53.1
Top Speed [km/h]	64.3	65.2	60.8	62.4	62.4	57.5
Avg. Dist. to Rail [m]	9.5	4.8	3.4	3.1	5.0	6.5
Avg. Stride Freq. [Hz]	2.3	2.4	2.3	2.3	2.3	2.2
Avg. Stride Length [m]	6.2	7.4	7.2	7.3	7.2	6.7



- [] Ranking at each section and finish
- .-.- No data available at this section
- NA No data available