



Eagle Farm QLD Professional

Race 6: LADBROKES MICK DITTMAN PLATE - 1000m

27 April 2024 - 14:34



BRISBANE
RACING CLUB

Track Rating: Soft 5, Weather: Fine, Rail Position: +3m

Section											Last 600m	
Field Times		Overall	800m	600m	400m	200m						0:34.19
		0:57.74 (0:13.02)	0:44.72 (0:10.53)	0:34.19 (0:11.04)	0:23.15 (0:11.05)	0:12.10 (0:12.10)						
Rank	TAB Horse/Jockey	Barrier	Top Speed [km/h]	Fastest Section						Margin	Distance Travelled [m]	
1	9 TIGER SHARK Bailey Wheeler	7	69.6 Overall	0:10.71 800m	0:57.74 [1] (0:13.09)	0:44.65 [2] (0:10.71)	0:33.94 [2] (0:11.01)	0:22.93 [2] (0:10.86)	0:12.07 [2] (0:12.07)	0:57.74	0:33.94	
2	11 HIP HIP HURRAH Kyle Wilson-Taylor	11	70.9 800m	0:10.41 800m	0:57.81 [2] (0:14.12)	0:43.69 [12] (0:10.41)	0:33.28 [9] (0:10.74)	0:22.54 [8] (0:10.89)	0:11.65 [7] (0:11.65)	0.07L	0:33.28	-3
3	8 PARTY FOR TWO Nikita Beriman	12	71.9 800m	0:10.53 800m	0:57.82 [3] (0:13.02)	0:44.80 [1] (0:10.53)	0:34.27 [1] (0:11.04)	0:23.23 [1] (0:11.05)	0:12.18 [1] (0:12.18)	0.01L	0:34.27	-1
4	2 CHAKRA BOY Cejay Graham	1	69.5 Overall	0:10.64 800m	0:57.86 [4] (0:13.18)	0:44.68 [3] (0:10.64)	0:34.04 [3] (0:11.05)	0:22.99 [3] (0:10.99)	0:12.00 [3] (0:12.00)	0.04L	0:34.04	-4
5	6 ABOUNDING Martin Harley	10	70.6 800m	0:10.57 800m	0:57.97 [5] (0:13.53)	0:44.44 [7] (0:10.57)	0:33.87 [5] (0:11.03)	0:22.84 [4] (0:10.88)	0:11.96 [4] (0:11.96)	0.11L	0:33.87	+2
6	1 CIFRADO Michael Rodd	6	69.1 800m	0:10.76 400m	0:58.03 [6] (0:13.52)	0:44.51 [6] (0:10.77)	0:33.74 [8] (0:11.19)	0:22.55 [9] (0:10.76)	0:11.79 [8] (0:11.79)	0.06L	0:33.74	+2
7	3 TELLEZ Jake Bayliss	2	69.2 800m	0:10.57 800m	0:58.27 [7] (0:13.57)	0:44.70 [8] (0:10.57)	0:34.13 [6] (0:11.08)	0:23.05 [6] (0:10.84)	0:12.21 [6] (0:12.21)	0.24L	0:34.13	-2
8	5 ENCUBIERTO Jim Byrne	3	68.8 800m	0:10.85 800m	0:58.45 [8] (0:13.70)	0:44.75 [9] (0:10.85)	0:33.90 [10] (0:11.02)	0:22.88 [10] (0:10.95)	0:11.93 [10] (0:11.93)	0.18L	0:33.90	+4
9	7 SKIRT THE LAW Vlad Duric	9	71.1 Overall	0:10.73 800m	0:58.70 [9] (0:13.30)	0:45.40 [5] (0:10.73)	0:34.67 [4] (0:11.10)	0:23.57 [5] (0:10.90)	0:12.67 [5] (0:12.67)	0.25L	0:34.67	+5
10	10 MALABOOM James Orman	4	69.6 800m	0:10.89 800m	0:58.88 [10] (0:13.27)	0:45.61 [4] (0:10.89)	0:34.72 [7] (0:11.09)	0:23.63 [7] (0:11.00)	0:12.63 [9] (0:12.63)	0.18L	0:34.72	+0

Scratched: King Yoshi (#13)

Report Created: Sat 27 April 2024 14:44 GMT+10 (Note: Timing is based on position data)

Page 1/14

[] Ranking at each section and finish
 -:-:- No data available at this section
 NA No data available

SCN Saddle cloth number
 DNF Did not finish
 DNT Did not track

data processed by TRIPLESDATA



Eagle Farm QLD Professional

Race 6: LADBROKES MICK DITTMAN PLATE - 1000m

27 April 2024 - 14:34



BRISBANE
RACING CLUB

Track Rating: Soft 5, Weather: Fine, Rail Position: +3m

Section		Overall	800m	600m	400m	200m	Last 600m					
Field Times		0:57.74 (0:13.02)	0:44.72 (0:10.53)	0:34.19 (0:11.04)	0:23.15 (0:11.05)	0:12.10 (0:12.10)	0:34.19					
Rank	TAB Horse/Jockey	Barrier	Top Speed [km/h]	Fastest Section	Margin					Distance Travelled [m]		
11	12 RUBAAHY Samantha Collett	5	68.0 800m	0:10.98 400m	0:58.95 [11] (0:13.89)	0:45.06 [10] (0:10.99)	0:34.07 [12] (0:11.00)	0:23.07 [12] (0:10.98)	0:12.09 [12] (0:12.09)	0.07L	0:34.07	+0
12	4 IT'S RAINING AGAIN Damien Thornton	8	69.8 800m	0:10.68 800m	0:59.38 [12] (0:13.90)	0:45.48 [11] (0:10.68)	0:34.80 [11] (0:11.09)	0:23.71 [11] (0:11.12)	0:12.59 [11] (0:12.59)	0.43L	0:34.80	+5

Scratched: King Yoshi (#13)

[] Ranking at each section and finish
 -:-:- No data available at this section
 NA No data available

SCN Saddle cloth number
 DNF Did not finish
 DNT Did not track



Horse/Jockey Name	Tiger Shark
Final Rank	1
Fastest Section Time (Section)	0:10.71 (800m)
Top Speed [km/h] (Section)	69.6 (Overall)
Race State	Finished

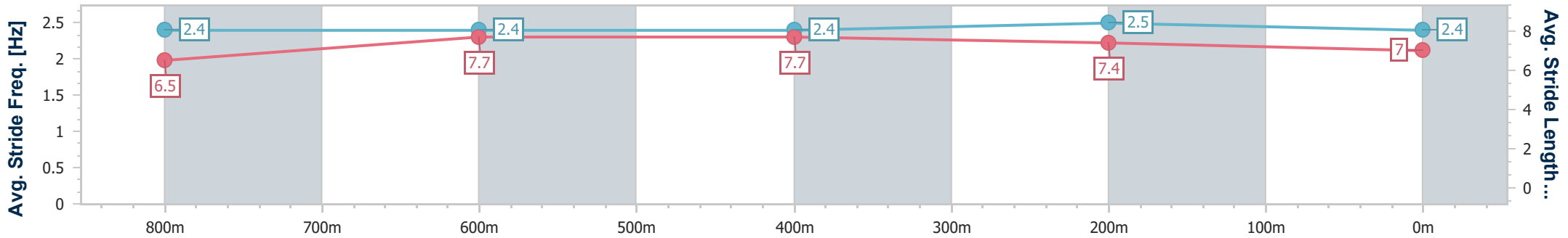
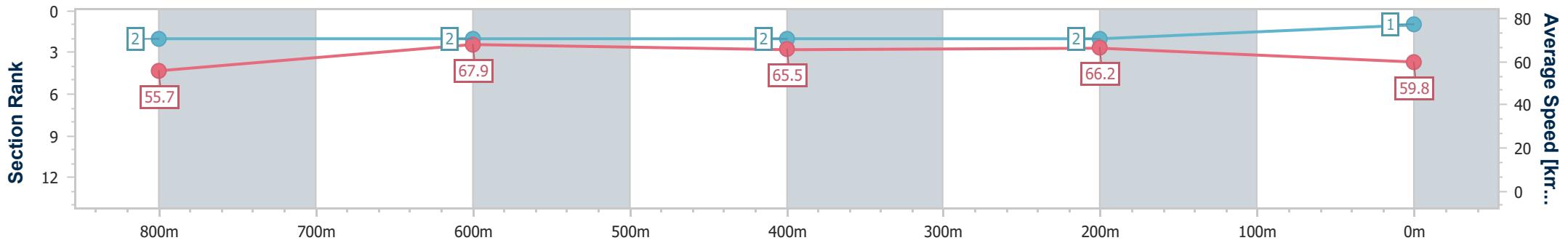


Eagle Farm QLD Professional
 Race 6: LADBROKES MICK DITTMAN PLATE - 1000m
 27 April 2024 - 14:34
 Track Rating: Soft 5, Weather: Fine, Rail Position: +3m



BRISBANE
 RACING CLUB

Section	Overall	800m	600m	400m	200m
Section Times	0:57.74 [1] (0:13.09)	0:44.65 [2] (0:10.71)	0:33.94 [2] (0:11.01)	0:22.93 [2] (0:10.86)	0:12.07 [2] (0:12.07)
Average Speed [km/h]	55.7	67.9	65.5	66.2	59.8
Top Speed [km/h]	69.6	69.1	67.6	67.7	63.8
Avg. Dist. to Rail [m]	7.4	2.5	0.6	3.5	5.3
Avg. Stride Freq. [Hz]	2.4	2.4	2.4	2.5	2.4
Avg. Stride Length [m]	6.5	7.7	7.7	7.4	7.0



- [] Ranking at each section and finish
- .-.- No data available at this section
- NA No data available



Horse/Jockey Name	Hip Hip Hurrah
Final Rank	2
Fastest Section Time (Section)	0:10.41 (800m)
Top Speed [km/h] (Section)	70.9 (800m)
Race State	Finished

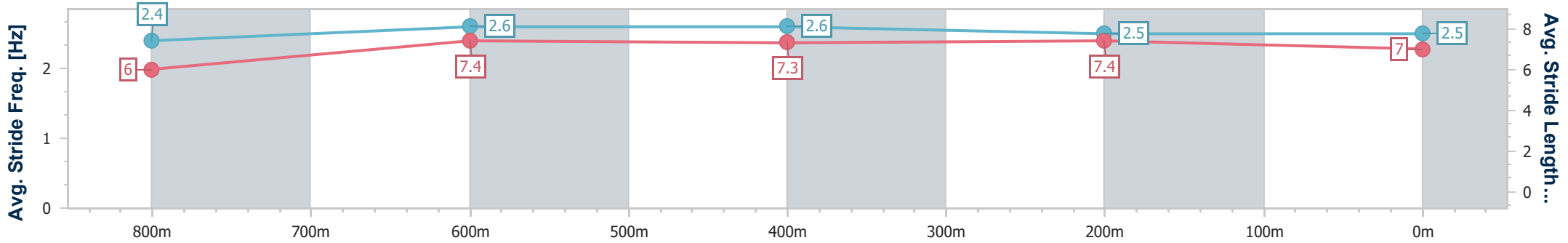
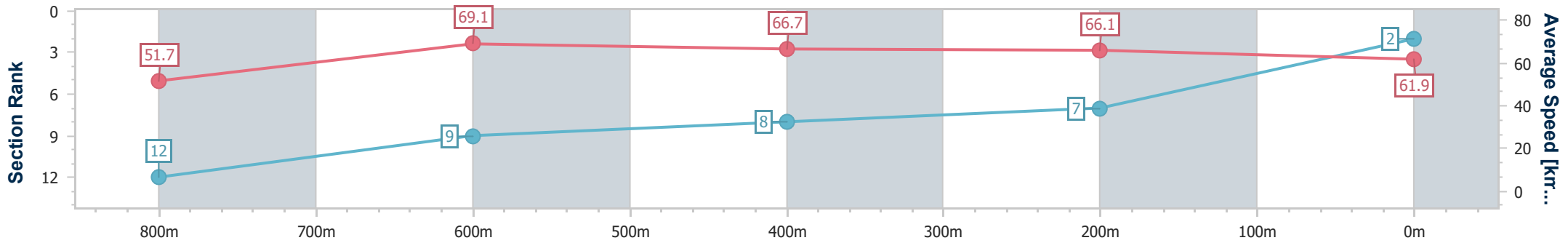


Eagle Farm QLD Professional
 Race 6: LADBROKES MICK DITTMAN PLATE - 1000m
 27 April 2024 - 14:34
 Track Rating: Soft 5, Weather: Fine, Rail Position: +3m



BRISBANE
 RACING CLUB

Section	Overall	800m	600m	400m	200m
Section Times	0:57.81 [2] (0:14.12)	0:43.69 [12] (0:10.41)	0:33.28 [9] (0:10.74)	0:22.54 [8] (0:10.89)	0:11.65 [7] (0:11.65)
Average Speed [km/h]	51.7	69.1	66.7	66.1	61.9
Top Speed [km/h]	69.4	70.9	68.8	67.0	66.0
Avg. Dist. to Rail [m]	9.6	0.3	0.7	1.6	0.7
Avg. Stride Freq. [Hz]	2.4	2.6	2.6	2.5	2.5
Avg. Stride Length [m]	6.0	7.4	7.3	7.4	7.0



- [] Ranking at each section and finish
- .-.- No data available at this section
- NA No data available



Horse/Jockey Name	Party For Two
Final Rank	3
Fastest Section Time (Section)	0:10.53 (800m)
Top Speed [km/h] (Section)	71.9 (800m)
Race State	Finished

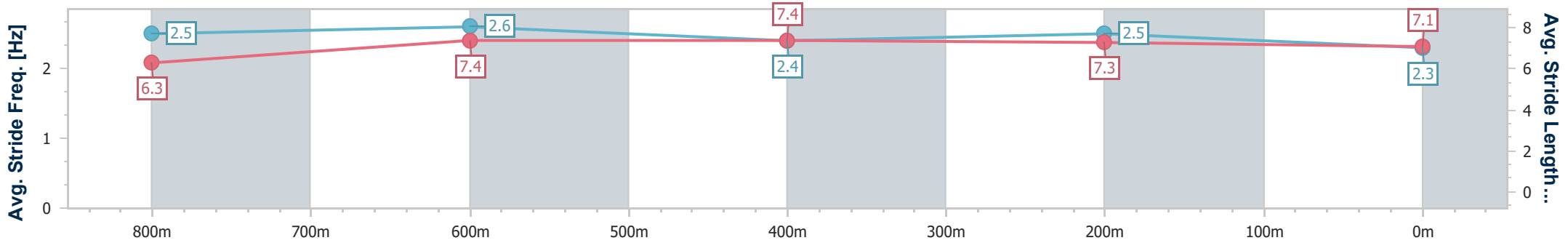
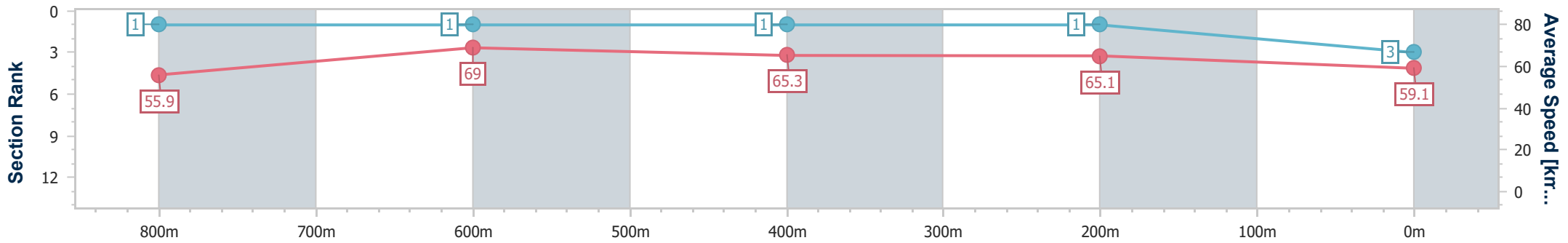


Eagle Farm QLD Professional
 Race 6: LADBROKES MICK DITTMAN PLATE - 1000m
 27 April 2024 - 14:34
 Track Rating: Soft 5, Weather: Fine, Rail Position: +3m



BRISBANE
RACING CLUB

Section	Overall	800m	600m	400m	200m
Section Times	0:57.82 [3] (0:13.02)	0:44.80 [1] (0:10.53)	0:34.27 [1] (0:11.04)	0:23.23 [1] (0:11.05)	0:12.18 [1] (0:12.18)
Average Speed [km/h]	55.9	69.0	65.3	65.1	59.1
Top Speed [km/h]	71.0	71.9	67.1	66.6	63.1
Avg. Dist. to Rail [m]	10.0	2.4	0.8	1.6	4.1
Avg. Stride Freq. [Hz]	2.5	2.6	2.4	2.5	2.3
Avg. Stride Length [m]	6.3	7.4	7.4	7.3	7.1



- [] Ranking at each section and finish
- .-.- No data available at this section
- NA No data available



Horse/Jockey Name	Chakra Boy
Final Rank	4
Fastest Section Time (Section)	0:10.64 (800m)
Top Speed [km/h] (Section)	69.5 (Overall)
Race State	Finished

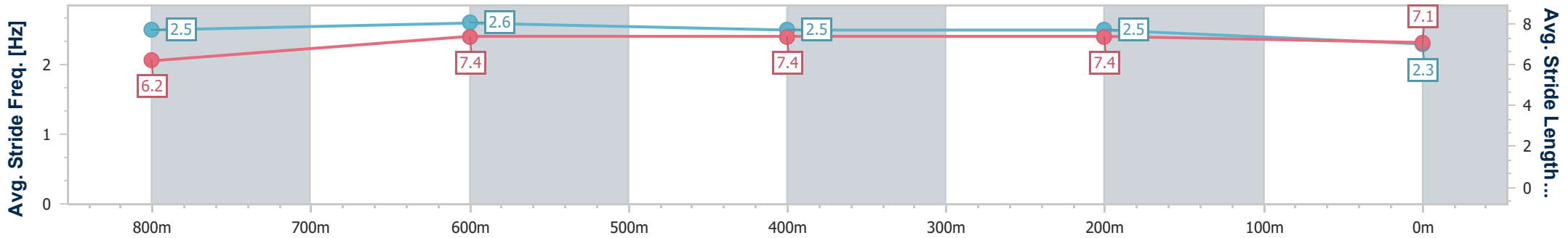
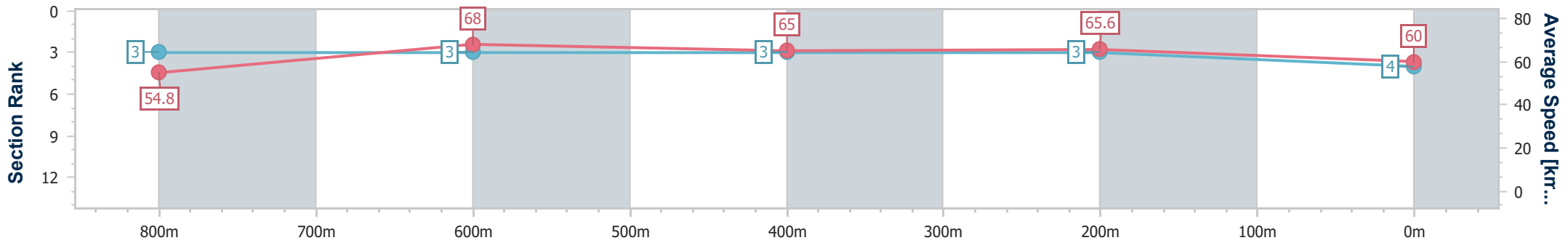


Eagle Farm QLD Professional
 Race 6: LADBROKES MICK DITTMAN PLATE - 1000m
 27 April 2024 - 14:34
 Track Rating: Soft 5, Weather: Fine, Rail Position: +3m



BRISBANE
RACING CLUB

Section	Overall	800m	600m	400m	200m
Section Times	0:57.86 [4] (0:13.18)	0:44.68 [3] (0:10.64)	0:34.04 [3] (0:11.05)	0:22.99 [3] (0:10.99)	0:12.00 [3] (0:12.00)
Average Speed [km/h]	54.8	68.0	65.0	65.6	60.0
Top Speed [km/h]	69.5	69.2	65.9	66.3	63.6
Avg. Dist. to Rail [m]	2.9	0.8	0.6	1.1	2.3
Avg. Stride Freq. [Hz]	2.5	2.6	2.5	2.5	2.3
Avg. Stride Length [m]	6.2	7.4	7.4	7.4	7.1



- [] Ranking at each section and finish
- .-.- No data available at this section
- NA No data available



Horse/Jockey Name	Abounding
Final Rank	5
Fastest Section Time (Section)	0:10.57 (800m)
Top Speed [km/h] (Section)	70.6 (800m)
Race State	Finished

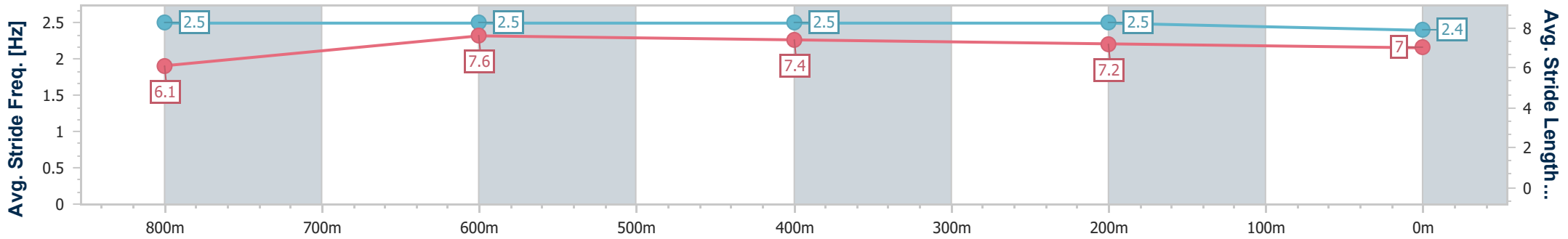
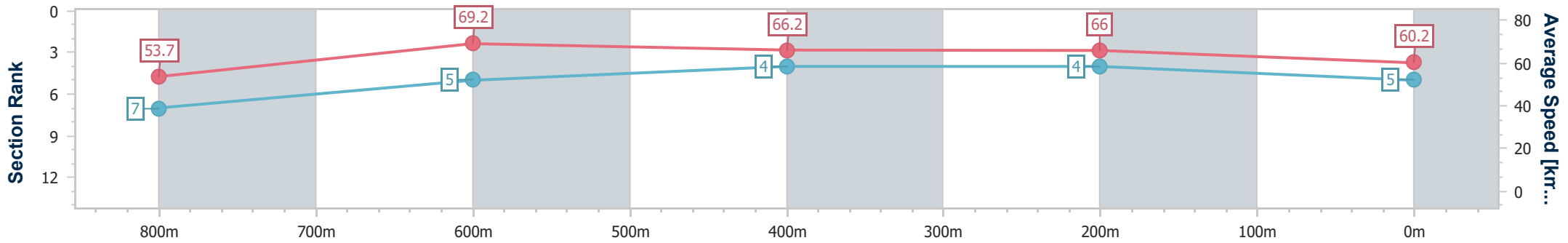


Eagle Farm QLD Professional
 Race 6: LADBROKES MICK DITTMAN PLATE - 1000m
 27 April 2024 - 14:34
 Track Rating: Soft 5, Weather: Fine, Rail Position: +3m



BRISBANE
RACING CLUB

Section	Overall	800m	600m	400m	200m
Section Times	0:57.97 [5] (0:13.53)	0:44.44 [7] (0:10.57)	0:33.87 [5] (0:11.03)	0:22.84 [4] (0:10.88)	0:11.96 [4] (0:11.96)
Average Speed [km/h]	53.7	69.2	66.2	66.0	60.2
Top Speed [km/h]	69.3	70.6	67.9	67.7	63.4
Avg. Dist. to Rail [m]	9.3	3.1	2.4	5.9	7.2
Avg. Stride Freq. [Hz]	2.5	2.5	2.5	2.5	2.4
Avg. Stride Length [m]	6.1	7.6	7.4	7.2	7.0



- [] Ranking at each section and finish
- .-.- No data available at this section
- NA No data available



Horse/Jockey Name	Cifrado
Final Rank	6
Fastest Section Time (Section)	0:10.76 (400m)
Top Speed [km/h] (Section)	69.1 (800m)
Race State	Finished

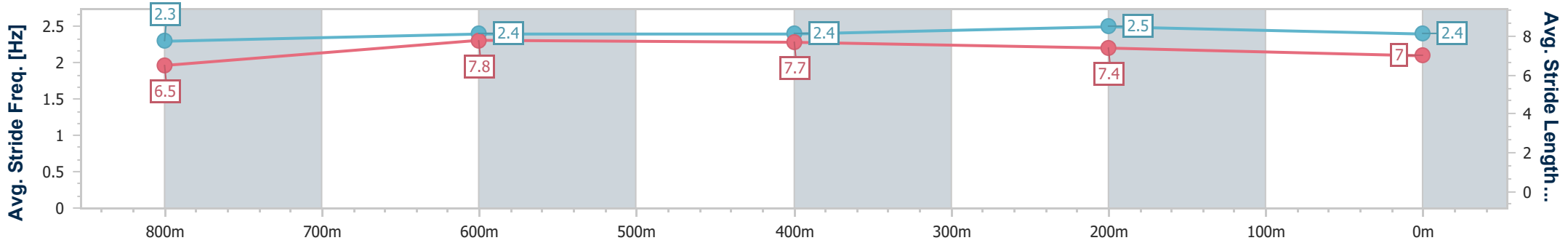
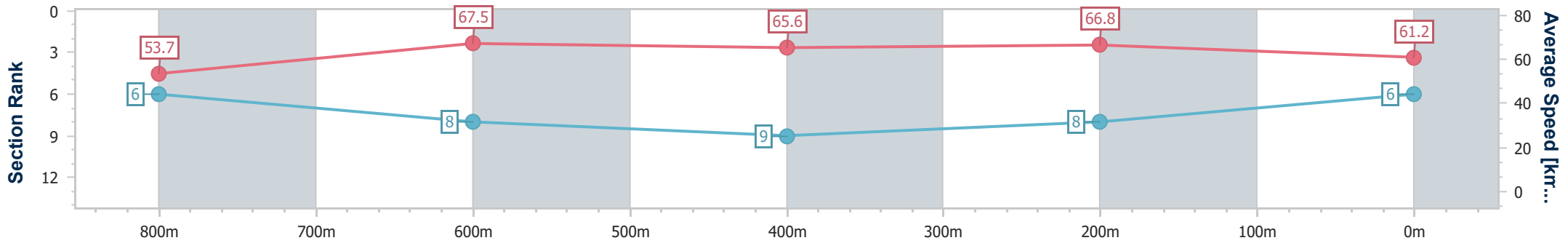


Eagle Farm QLD Professional
 Race 6: LADBROKES MICK DITTMAN PLATE - 1000m
 27 April 2024 - 14:34
 Track Rating: Soft 5, Weather: Fine, Rail Position: +3m



BRISBANE
 RACING CLUB

Section	Overall	800m	600m	400m	200m
Section Times	0:58.03 [6] (0:13.52)	0:44.51 [6] (0:10.77)	0:33.74 [8] (0:11.19)	0:22.55 [9] (0:10.76)	0:11.79 [8] (0:11.79)
Average Speed [km/h]	53.7	67.5	65.6	66.8	61.2
Top Speed [km/h]	67.7	69.1	67.1	67.3	64.6
Avg. Dist. to Rail [m]	6.3	2.2	3.4	8.0	10.2
Avg. Stride Freq. [Hz]	2.3	2.4	2.4	2.5	2.4
Avg. Stride Length [m]	6.5	7.8	7.7	7.4	7.0



- [] Ranking at each section and finish
- .-.- No data available at this section
- NA No data available



Horse/Jockey Name	Tellez
Final Rank	7
Fastest Section Time (Section)	0:10.57 (800m)
Top Speed [km/h] (Section)	69.2 (800m)
Race State	Finished

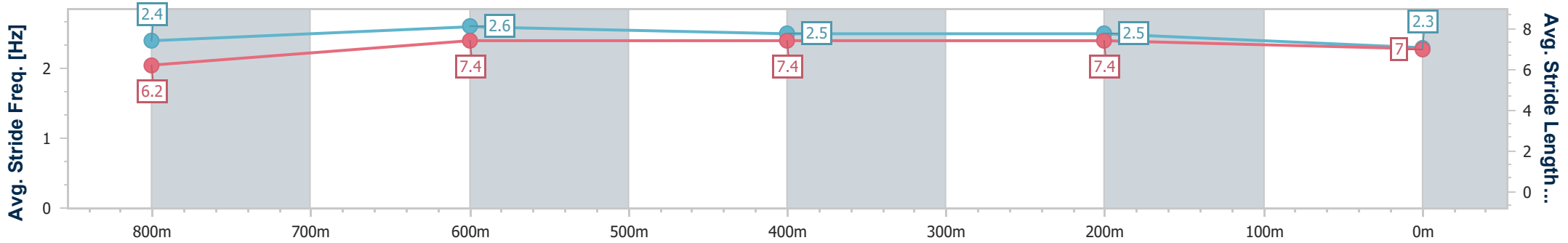
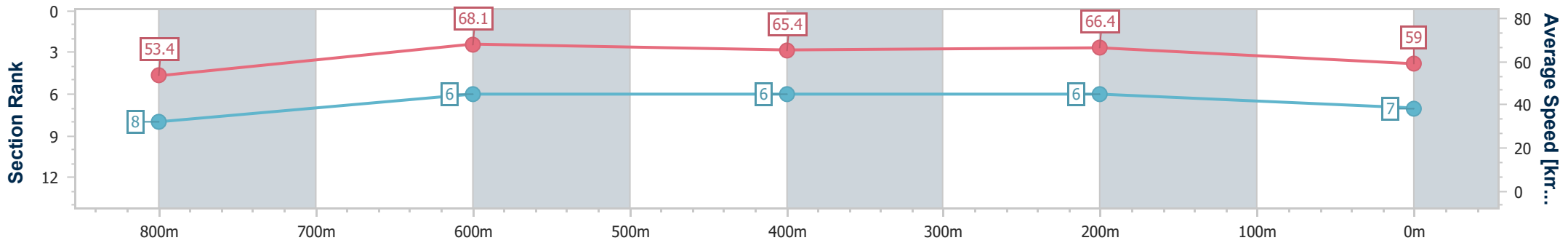


Eagle Farm QLD Professional
 Race 6: LADBROKES MICK DITTMAN PLATE - 1000m
 27 April 2024 - 14:34
 Track Rating: Soft 5, Weather: Fine, Rail Position: +3m



BRISBANE
RACING CLUB

Section	Overall	800m	600m	400m	200m
Section Times	0:58.27 [7] (0:13.57)	0:44.70 [8] (0:10.57)	0:34.13 [6] (0:11.08)	0:23.05 [6] (0:10.84)	0:12.21 [6] (0:12.21)
Average Speed [km/h]	53.4	68.1	65.4	66.4	59.0
Top Speed [km/h]	68.4	69.2	66.6	67.8	63.1
Avg. Dist. to Rail [m]	3.9	1.0	0.9	3.2	4.4
Avg. Stride Freq. [Hz]	2.4	2.6	2.5	2.5	2.3
Avg. Stride Length [m]	6.2	7.4	7.4	7.4	7.0



- [] Ranking at each section and finish
- .-.- No data available at this section
- NA No data available



Horse/Jockey Name	Encubierto
Final Rank	8
Fastest Section Time (Section)	0:10.85 (800m)
Top Speed [km/h] (Section)	68.8 (800m)
Race State	Finished

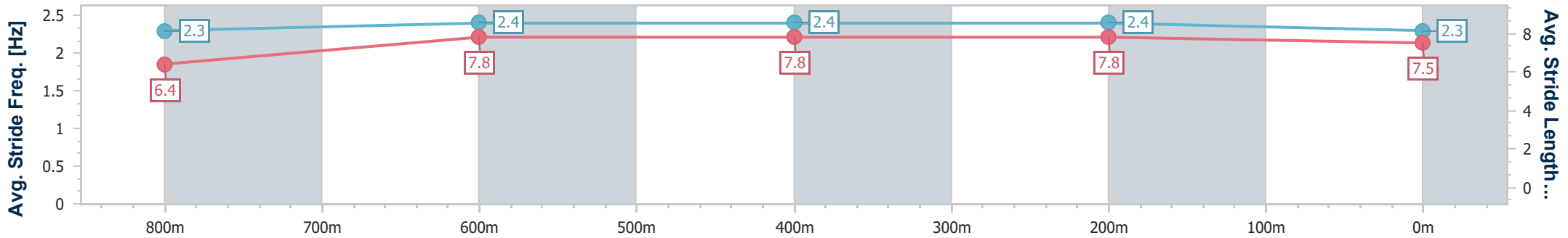
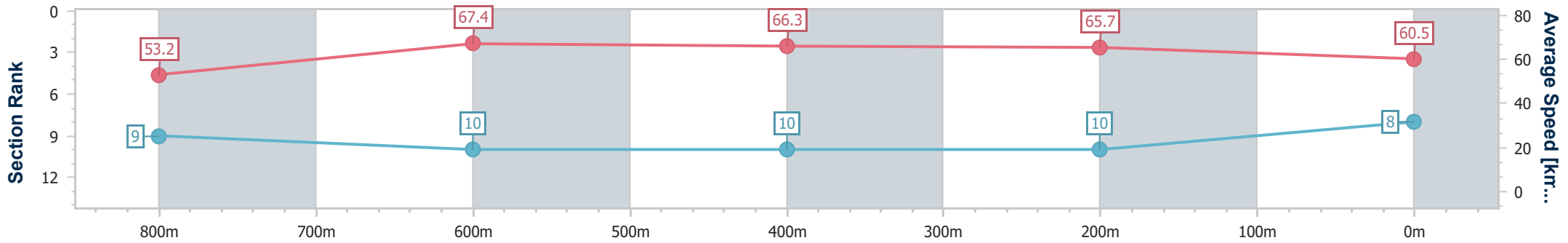


Eagle Farm QLD Professional
 Race 6: LADBROKES MICK DITTMAN PLATE - 1000m
 27 April 2024 - 14:34
 Track Rating: Soft 5, Weather: Fine, Rail Position: +3m



BRISBANE
RACING CLUB

Section	Overall	800m	600m	400m	200m
Section Times	0:58.45 [8] (0:13.70)	0:44.75 [9] (0:10.85)	0:33.90 [10] (0:11.02)	0:22.88 [10] (0:10.95)	0:11.93 [10] (0:11.93)
Average Speed [km/h]	53.2	67.4	66.3	65.7	60.5
Top Speed [km/h]	68.6	68.8	66.9	66.9	63.8
Avg. Dist. to Rail [m]	5.4	4.0	3.1	7.0	8.8
Avg. Stride Freq. [Hz]	2.3	2.4	2.4	2.4	2.3
Avg. Stride Length [m]	6.4	7.8	7.8	7.8	7.5



- [] Ranking at each section and finish
- .-.- No data available at this section
- NA No data available



Horse/Jockey Name	Skirt The Law
Final Rank	9
Fastest Section Time (Section)	0:10.73 (800m)
Top Speed [km/h] (Section)	71.1 (Overall)
Race State	Finished

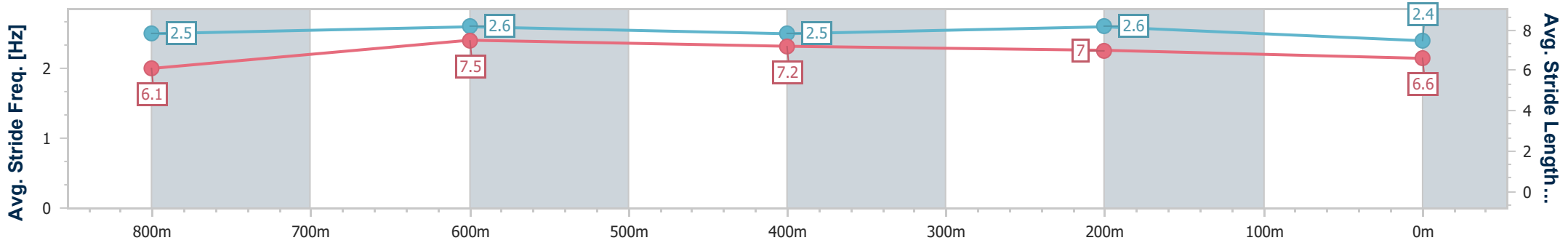
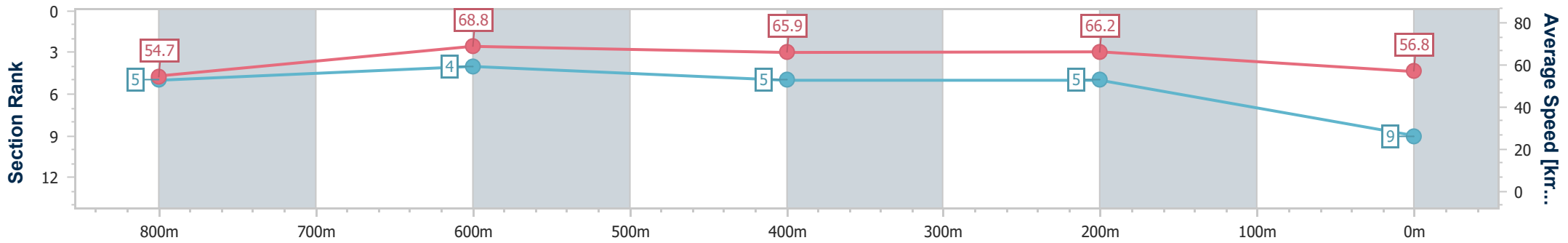


Eagle Farm QLD Professional
 Race 6: LADBROKES MICK DITTMAN PLATE - 1000m
 27 April 2024 - 14:34
 Track Rating: Soft 5, Weather: Fine, Rail Position: +3m



BRISBANE
RACING CLUB

Section	Overall	800m	600m	400m	200m
Section Times	0:58.70 [9] (0:13.30)	0:45.40 [5] (0:10.73)	0:34.67 [4] (0:11.10)	0:23.57 [5] (0:10.90)	0:12.67 [5] (0:12.67)
Average Speed [km/h]	54.7	68.8	65.9	66.2	56.8
Top Speed [km/h]	71.1	70.3	66.8	68.1	63.8
Avg. Dist. to Rail [m]	9.0	5.4	2.6	5.2	6.3
Avg. Stride Freq. [Hz]	2.5	2.6	2.5	2.6	2.4
Avg. Stride Length [m]	6.1	7.5	7.2	7.0	6.6



- [] Ranking at each section and finish
- .-.- No data available at this section
- NA No data available



Horse/Jockey Name	Malaboom
Final Rank	10
Fastest Section Time (Section)	0:10.89 (800m)
Top Speed [km/h] (Section)	69.6 (800m)
Race State	Finished

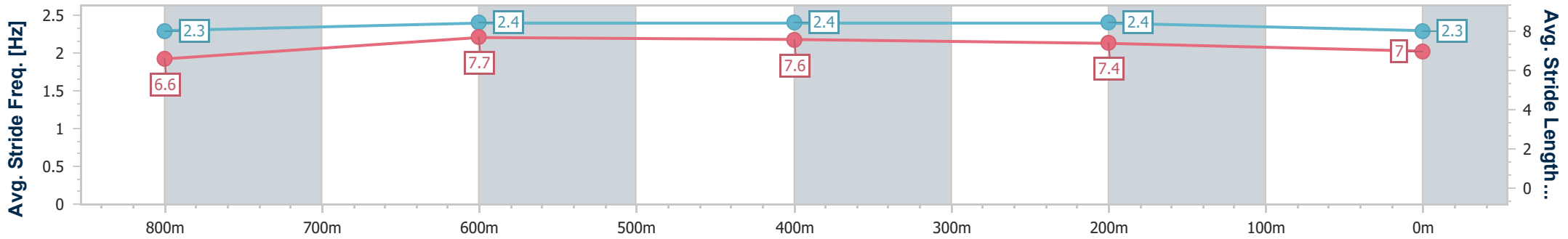
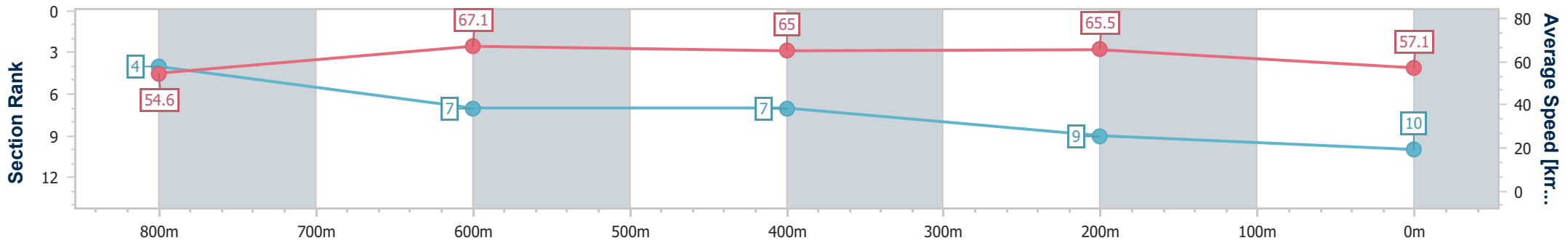


Eagle Farm QLD Professional
 Race 6: LADBROKES MICK DITTMAN PLATE - 1000m
 27 April 2024 - 14:34
 Track Rating: Soft 5, Weather: Fine, Rail Position: +3m



BRISBANE
RACING CLUB

Section	Overall	800m	600m	400m	200m
Section Times	0:58.88 [10] (0:13.27)	0:45.61 [4] (0:10.89)	0:34.72 [7] (0:11.09)	0:23.63 [7] (0:11.00)	0:12.63 [9] (0:12.63)
Average Speed [km/h]	54.6	67.1	65.0	65.5	57.1
Top Speed [km/h]	69.3	69.6	66.8	67.2	62.0
Avg. Dist. to Rail [m]	5.7	2.8	0.6	3.1	4.6
Avg. Stride Freq. [Hz]	2.3	2.4	2.4	2.4	2.3
Avg. Stride Length [m]	6.6	7.7	7.6	7.4	7.0



- [] Ranking at each section and finish
- .-.- No data available at this section
- NA No data available



Horse/Jockey Name	Rubaahy
Final Rank	11
Fastest Section Time (Section)	0:10.98 (400m)
Top Speed [km/h] (Section)	68.0 (800m)
Race State	Finished

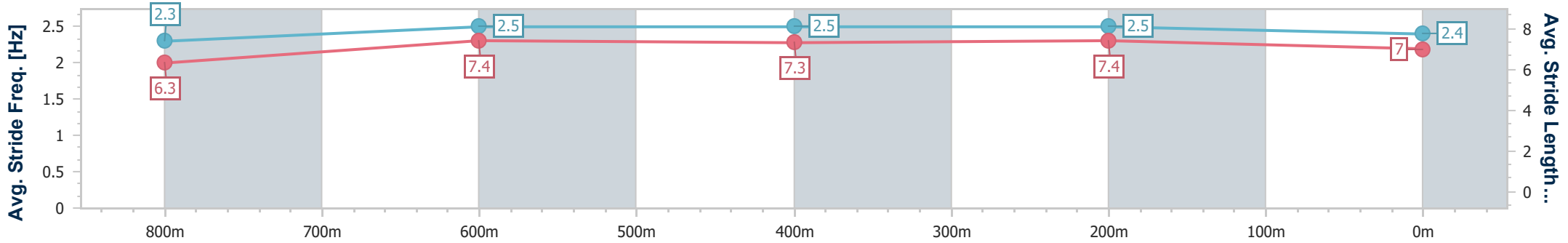
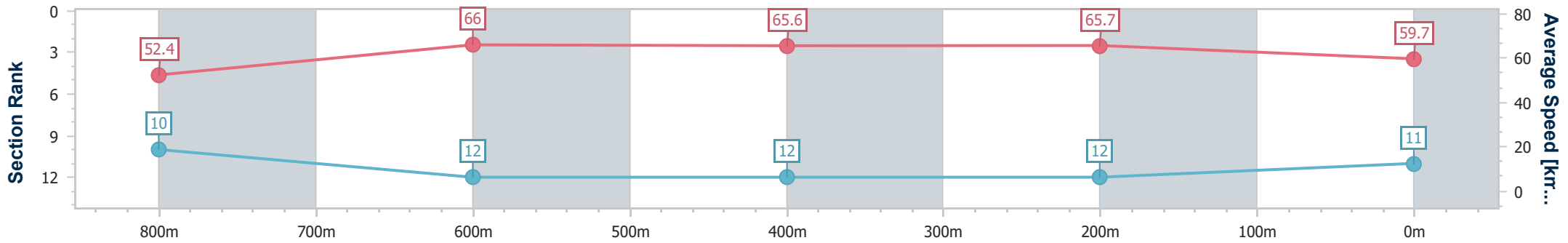


Eagle Farm QLD Professional
 Race 6: LADBROKES MICK DITTMAN PLATE - 1000m
 27 April 2024 - 14:34
 Track Rating: Soft 5, Weather: Fine, Rail Position: +3m



BRISBANE
 RACING CLUB

Section	Overall	800m	600m	400m	200m
Section Times	0:58.95 [11] (0:13.89)	0:45.06 [10] (0:10.99)	0:34.07 [12] (0:11.00)	0:23.07 [12] (0:10.98)	0:12.09 [12] (0:12.09)
Average Speed [km/h]	52.4	66.0	65.6	65.7	59.7
Top Speed [km/h]	67.5	68.0	66.7	66.4	62.5
Avg. Dist. to Rail [m]	6.7	2.6	0.9	1.0	1.4
Avg. Stride Freq. [Hz]	2.3	2.5	2.5	2.5	2.4
Avg. Stride Length [m]	6.3	7.4	7.3	7.4	7.0



- [] Ranking at each section and finish
- .-.- No data available at this section
- NA No data available



Horse/Jockey Name	It's Raining Again
Final Rank	12
Fastest Section Time (Section)	0:10.68 (800m)
Top Speed [km/h] (Section)	69.8 (800m)
Race State	Finished

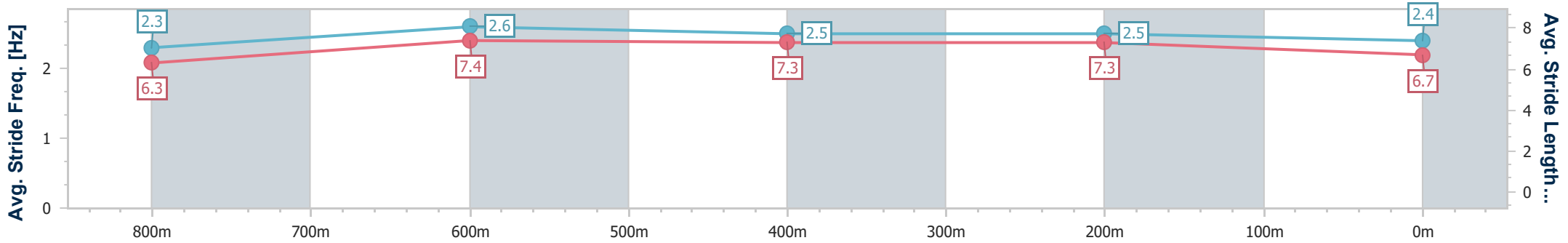
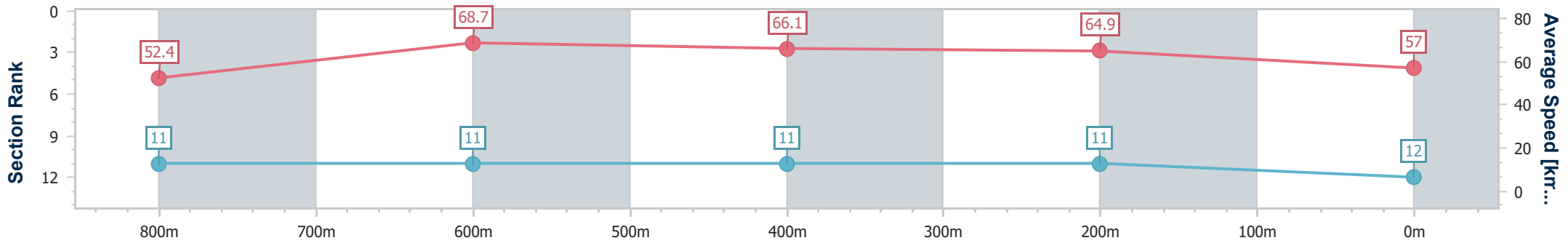


Eagle Farm QLD Professional
 Race 6: LADBROKES MICK DITTMAN PLATE - 1000m
 27 April 2024 - 14:34
 Track Rating: Soft 5, Weather: Fine, Rail Position: +3m



BRISBANE
RACING CLUB

Section	Overall	800m	600m	400m	200m
Section Times	0:59.38 [12] (0:13.90)	0:45.48 [11] (0:10.68)	0:34.80 [11] (0:11.09)	0:23.71 [11] (0:11.12)	0:12.59 [11] (0:12.59)
Average Speed [km/h]	52.4	68.7	66.1	64.9	57.0
Top Speed [km/h]	68.5	69.8	67.6	67.6	62.1
Avg. Dist. to Rail [m]	7.9	3.7	4.3	5.4	4.6
Avg. Stride Freq. [Hz]	2.3	2.6	2.5	2.5	2.4
Avg. Stride Length [m]	6.3	7.4	7.3	7.3	6.7



- [] Ranking at each section and finish
- .-.- No data available at this section
- NA No data available