



Sunshine Coast QLD Professional

Race 2: PFD FOODSERVICES GOLD COAST CUP - 2400m

11 May 2024 - 13:08



Track Rating: Heavy 10, Weather: Overcast, Rail Position: True

Section		Overall	2200m	2000m	1800m	1600m	1400m	1200m	Last 600m					
Field Times		2:36.08 (0:13.60)	2:22.48 (0:11.72)	2:10.76 (0:12.39)	1:58.37 (0:13.70)	1:44.67 (0:13.63)	1:31.04 (0:13.81)	1:17.23 (0:13.57)	0:37.41					
Rank	TAB	Horse/Jockey	Barrier	Top Speed [km/h]	Fastest Section								Distance Travelled [m]	
1	5	BONNY EZRA Jim Byrne	5	62.1 2200m	0:11.89 400m	2:36.08 [1] (0:14.13)	2:21.95 [8] (0:12.01)	2:09.94 [8] (0:12.49)	1:57.45 [7] (0:13.80)	1:43.65 [7] (0:13.75)	1:29.90 [7] (0:13.39)	1:16.51 [6] (0:13.54)	0:37.11	
2	9	TAPILDOODLEDO Mark Du Plessis	12	62.2 400m	0:11.75 400m	2:36.34 [2] (0:14.33)	2:22.01 [10] (0:12.08)	2:09.93 [9] (0:12.62)	1:57.31 [9] (0:13.79)	1:43.52 [10] (0:13.54)	1:29.98 [8] (0:13.43)	1:16.55 [7] (0:13.69)	0:37.04	-4
3	1	BOIS D'ARGENT Ryan Maloney	11	64.4 Overall	0:11.69 2200m	2:37.05 [3] (0:13.63)	2:23.42 [3] (0:11.69)	2:11.73 [1] (0:12.39)	1:59.34 [1] (0:13.70)	1:45.64 [1] (0:13.63)	1:32.01 [1] (0:13.81)	1:18.20 [1] (0:13.57)	0:38.38	-13
4	8	RED WAVE Robbie Dolan	8	63.0 Overall	0:11.79 2200m	2:37.25 [4] (0:13.60)	2:23.65 [1] (0:11.79)	2:11.86 [3] (0:12.44)	1:59.42 [2] (0:13.89)	1:45.53 [3] (0:13.73)	1:31.80 [2] (0:13.70)	1:18.10 [2] (0:13.58)	0:38.26	-6
5	10	TAPPY'S LAD Trudy Thornton	3	62.2 2200m	0:11.93 2200m	2:37.96 [5] (0:14.01)	2:23.95 [7] (0:11.93)	2:12.02 [7] (0:12.77)	1:59.25 [8] (0:13.96)	1:45.29 [8] (0:13.84)	1:31.45 [9] (0:13.48)	1:17.97 [9] (0:13.71)	0:38.51	+0
6	6	CONTRITION Jake Bayliss	10	60.8 600m	0:12.33 2200m	2:37.99 [6] (0:14.30)	2:23.69 [9] (0:12.33)	2:11.36 [10] (0:12.64)	1:58.72 [10] (0:13.51)	1:45.21 [9] (0:13.73)	1:31.48 [10] (0:13.52)	1:17.96 [10] (0:13.73)	0:38.42	+1
7	11	BAK DA MAN Angela Jones	2	63.1 2200m	0:11.95 2200m	2:38.38 [7] (0:13.77)	2:24.61 [5] (0:11.95)	2:12.66 [5] (0:12.67)	1:59.99 [5] (0:13.64)	1:46.35 [5] (0:13.81)	1:32.54 [5] (0:13.69)	1:18.85 [5] (0:13.71)	0:38.82	-19
8	3	GIDDY GAN'S JOY Cejay Graham	7	61.4 2200m	0:12.04 2200m	2:38.70 [8] (0:13.85)	2:24.85 [6] (0:12.04)	2:12.81 [6] (0:12.62)	2:00.19 [6] (0:13.81)	1:46.38 [6] (0:13.77)	1:32.61 [6] (0:13.76)	1:18.85 [8] (0:13.75)	0:38.91	-12
9	7	RATTLE AND HUM Kyle Wilson-Taylor	1	64.9 Overall	0:11.68 2200m	2:41.10 [9] (0:13.69)	2:27.41 [4] (0:11.68)	2:15.73 [2] (0:12.59)	2:03.14 [3] (0:13.69)	1:49.45 [2] (0:13.90)	1:35.55 [3] (0:13.66)	1:21.89 [3] (0:13.68)	0:42.11	-20
10	12	RHODES Ron Stewart	6	64.2 2200m	0:11.88 2200m	2:41.27 [10] (0:13.61)	2:27.66 [2] (0:11.88)	2:15.78 [4] (0:12.67)	2:03.11 [4] (0:13.76)	1:49.35 [4] (0:13.83)	1:35.52 [4] (0:13.68)	1:21.84 [4] (0:13.57)	0:41.81	-12

Scratched: Pagato (#4), Regal Lion (#2)



Sunshine Coast QLD Professional

Race 2: PFD FOODSERVICES GOLD COAST CUP - 2400m

11 May 2024 - 13:08



Track Rating: Heavy 10, Weather: Overcast, Rail Position: True

Section											Last 600m	
Field Times		1000m	800m	600m	400m	200m						
		1:03.66 (0:13.43)	0:50.23 (0:12.82)	0:37.41 (0:12.72)	0:24.69 (0:11.99)	0:12.70 (0:12.70)						0:37.41
Rank	TAB	Horse/Jockey	Barrier	Top Speed [km/h]	Fastest Section						Margin	Distance Travelled [m]
1	5	BONNY EZRA Jim Byrne	5	62.1 2200m	0:11.89 400m	1:02.97 [5] (0:13.26)	0:49.71 [4] (0:12.60)	0:37.11 [2] (0:12.52)	0:24.59 [2] (0:11.89)	0:12.70 [1] (0:12.70)	2:36.08	0:37.11
2	9	TAPILDOODLEDO Mark Du Plessis	12	62.2 400m	0:11.75 400m	1:02.86 [7] (0:13.22)	0:49.64 [6] (0:12.60)	0:37.04 [5] (0:12.51)	0:24.53 [3] (0:11.75)	0:12.78 [2] (0:12.78)	1.5L	0:37.04 -4
3	1	BOIS D'ARGENT Ryan Maloney	11	64.4 Overall	0:11.69 2200m	1:04.63 [1] (0:13.43)	0:51.20 [1] (0:12.82)	0:38.38 [1] (0:12.72)	0:25.66 [1] (0:12.22)	0:13.44 [3] (0:13.44)	5.5L	0:38.38 -13
4	8	RED WAVE Robbie Dolan	8	63.0 Overall	0:11.79 2200m	1:04.52 [2] (0:13.41)	0:51.11 [2] (0:12.85)	0:38.26 [3] (0:12.94)	0:25.32 [4] (0:12.30)	0:13.02 [4] (0:13.02)	6.5L	0:38.26 -6
5	10	TAPPY'S LAD Trudy Thornton	3	62.2 2200m	0:11.93 2200m	1:04.26 [9] (0:13.00)	0:51.26 [7] (0:12.75)	0:38.51 [6] (0:13.00)	0:25.51 [8] (0:12.34)	0:13.17 [5] (0:13.17)	10.5L	0:38.51 +0
6	6	CONTRITION Jake Bayliss	10	60.8 600m	0:12.33 2200m	1:04.23 [10] (0:13.13)	0:51.10 [9] (0:12.68)	0:38.42 [9] (0:12.78)	0:25.64 [7] (0:12.47)	0:13.17 [6] (0:13.17)	10.6L	0:38.42 +1
7	11	BAK DA MAN Angela Jones	2	63.1 2200m	0:11.95 2200m	1:05.14 [6] (0:13.48)	0:51.66 [8] (0:12.84)	0:38.82 [8] (0:12.79)	0:26.03 [6] (0:12.54)	0:13.49 [7] (0:13.49)	12.9L	0:38.82 -19
8	3	GIDDY GAN'S JOY Cejay Graham	7	61.4 2200m	0:12.04 2200m	1:05.10 [8] (0:13.34)	0:51.76 [10] (0:12.85)	0:38.91 [10] (0:12.72)	0:26.19 [9] (0:12.69)	0:13.50 [9] (0:13.50)	14.7L	0:38.91 -12
9	7	RATTLE AND HUM Kyle Wilson-Taylor	1	64.9 Overall	0:11.68 2200m	1:08.21 [3] (0:13.38)	0:54.83 [3] (0:12.72)	0:42.11 [4] (0:13.10)	0:29.01 [5] (0:13.06)	0:15.95 [8] (0:15.95)	28.7L	0:42.11 -20
10	12	RHODES Ron Stewart	6	64.2 2200m	0:11.88 2200m	1:08.27 [4] (0:13.51)	0:54.76 [5] (0:12.95)	0:41.81 [7] (0:13.38)	0:28.43 [10] (0:13.83)	0:14.60 [10] (0:14.60)	29.5L	0:41.81 -12

Scratched: Pagato (#4), Regal Lion (#2)

[] Ranking at each section and finish
 -:-:- No data available at this section
 NA No data available

SCN Saddle cloth number
 DNF Did not finish
 DNT Did not track



Horse/Jockey Name	Bonny Ezra
Final Rank	1
Fastest Section Time (Section)	0:11.89 (400m)
Top Speed [km/h] (Section)	62.1 (2200m)
Race State	Finished



Sunshine Coast QLD Professional

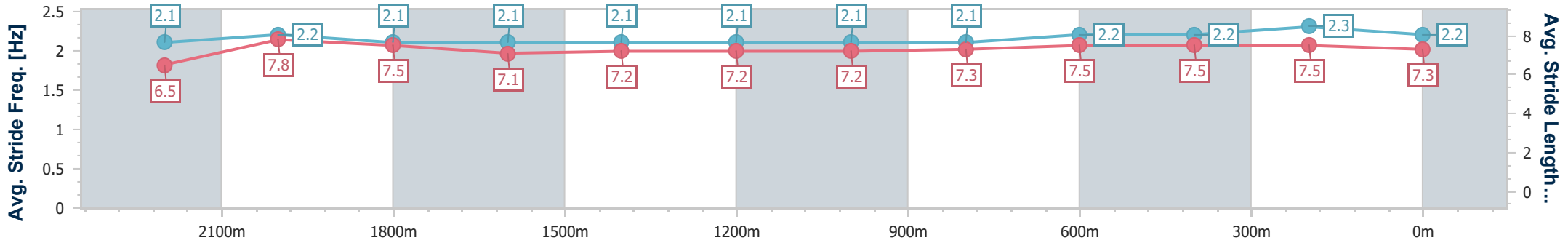
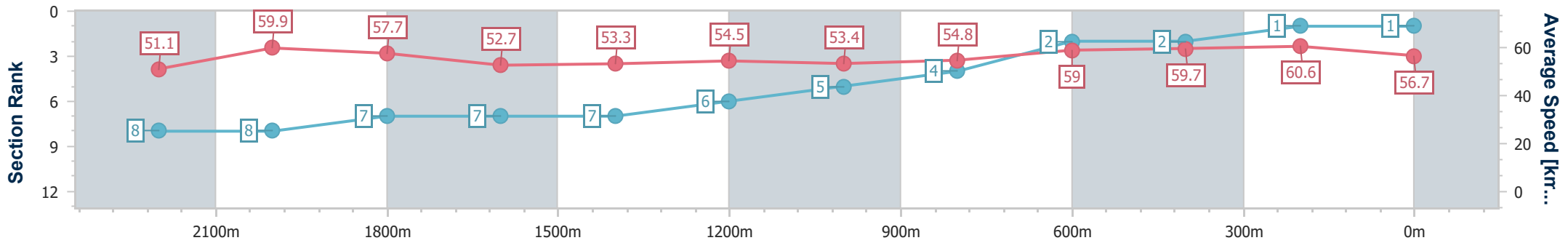
Race 2: PFD FOODSERVICES GOLD COAST CUP - 2400m



11 May 2024 - 13:08

Track Rating: Heavy 10, Weather: Overcast, Rail Position: True

Section	Overall	2200m	2000m	1800m	1600m	1400m	1200m	1000m	800m	600m	400m	200m
Section Times	2:36.08 [1] (0:14.13)	2:21.95 [8] (0:12.01)	2:09.94 [8] (0:12.49)	1:57.45 [7] (0:13.80)	1:43.65 [7] (0:13.75)	1:29.90 [7] (0:13.39)	1:16.51 [6] (0:13.54)	1:02.97 [5] (0:13.26)	0:49.71 [4] (0:12.60)	0:37.11 [2] (0:12.52)	0:24.59 [2] (0:11.89)	0:12.70 [1] (0:12.70)
Average Speed [km/h]	51.1	59.9	57.7	52.7	53.3	54.5	53.4	54.8	59.0	59.7	60.6	56.7
Top Speed [km/h]	61.7	62.1	58.2	55.5	54.8	56.7	54.7	57.6	60.5	60.8	61.4	59.4
Avg. Dist. to Rail [m]	6.7	3.5	0.9	1.8	4.8	6.0	5.5	3.7	4.7	6.8	10.3	8.1
Avg. Stride Freq. [Hz]	2.1	2.2	2.1	2.1	2.1	2.1	2.1	2.1	2.2	2.2	2.3	2.2
Avg. Stride Length [m]	6.5	7.8	7.5	7.1	7.2	7.2	7.2	7.3	7.5	7.5	7.5	7.3



- [] Ranking at each section and finish
- .-.- No data available at this section
- NA No data available



Horse/Jockey Name	Tapildoodledo
Final Rank	2
Fastest Section Time (Section)	0:11.75 (400m)
Top Speed [km/h] (Section)	62.2 (400m)
Race State	Finished



Sunshine Coast QLD Professional

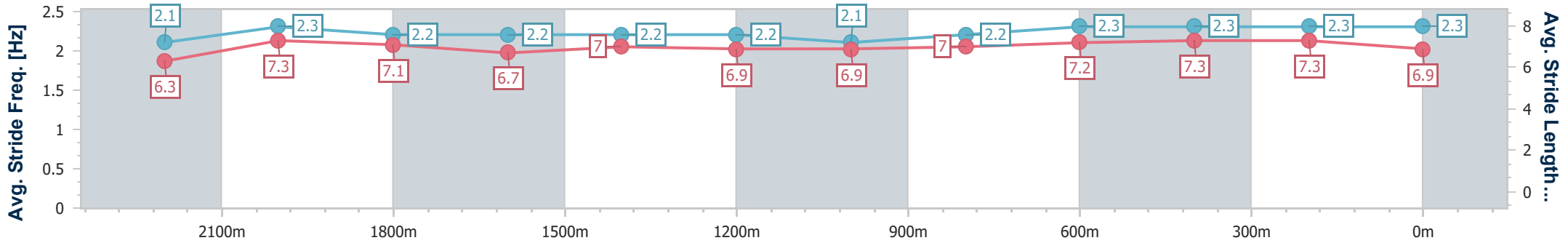
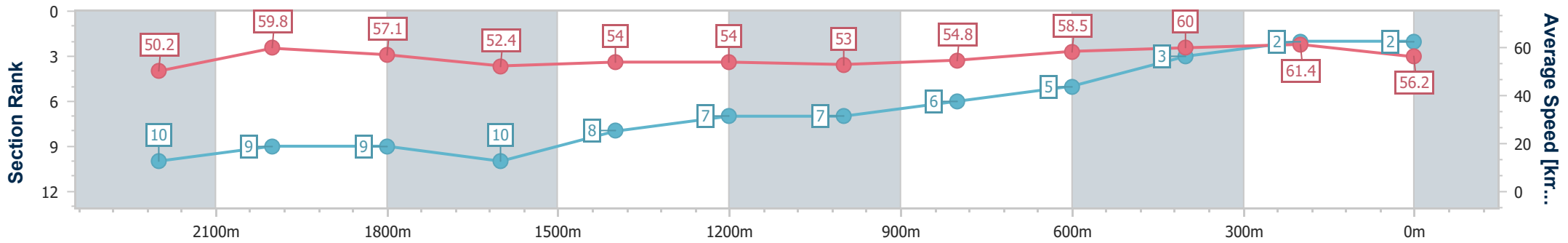
Race 2: PFD FOODSERVICES GOLD COAST CUP - 2400m



11 May 2024 - 13:08

Track Rating: Heavy 10, Weather: Overcast, Rail Position: True

Section	Overall	2200m	2000m	1800m	1600m	1400m	1200m	1000m	800m	600m	400m	200m
Section Times	2:36.34 [2] (0:14.33)	2:22.01 [10] (0:12.08)	2:09.93 [9] (0:12.62)	1:57.31 [9] (0:13.79)	1:43.52 [10] (0:13.54)	1:29.98 [8] (0:13.43)	1:16.55 [7] (0:13.69)	1:02.86 [7] (0:13.22)	0:49.64 [6] (0:12.60)	0:37.04 [5] (0:12.51)	0:24.53 [3] (0:11.75)	0:12.78 [2] (0:12.78)
Average Speed [km/h]	50.2	59.8	57.1	52.4	54.0	54.0	53.0	54.8	58.5	60.0	61.4	56.2
Top Speed [km/h]	61.0	61.0	59.0	56.0	56.1	56.1	54.5	57.4	60.3	61.2	62.2	60.5
Avg. Dist. to Rail [m]	11.8	4.5	1.4	0.9	4.2	4.9	4.4	2.5	3.7	7.3	11.0	12.1
Avg. Stride Freq. [Hz]	2.1	2.3	2.2	2.2	2.2	2.2	2.1	2.2	2.3	2.3	2.3	2.3
Avg. Stride Length [m]	6.3	7.3	7.1	6.7	7.0	6.9	6.9	7.0	7.2	7.3	7.3	6.9



- [] Ranking at each section and finish
- .-.- No data available at this section
- NA No data available



Horse/Jockey Name	Bois D'argent
Final Rank	3
Fastest Section Time (Section)	0:11.69 (2200m)
Top Speed [km/h] (Section)	64.4 (Overall)
Race State	Finished



Sunshine Coast QLD Professional

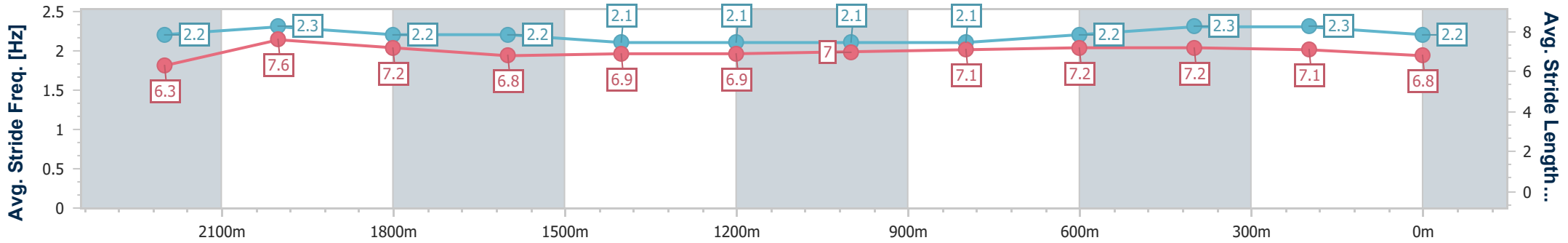
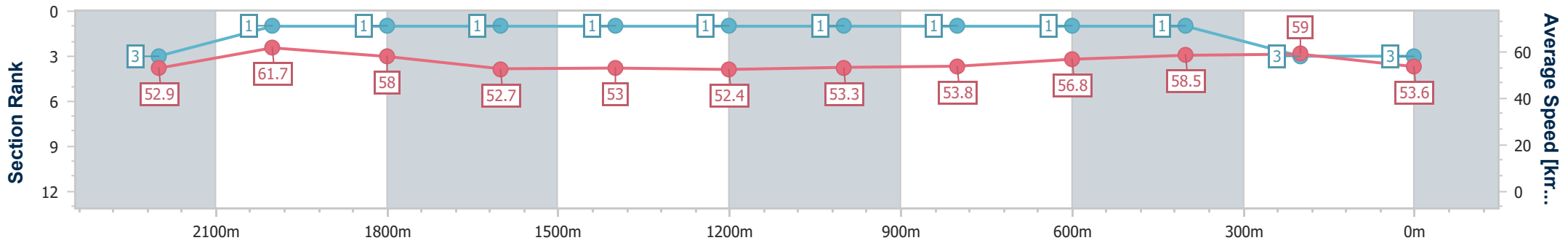
Race 2: PFD FOODSERVICES GOLD COAST CUP - 2400m



11 May 2024 - 13:08

Track Rating: Heavy 10, Weather: Overcast, Rail Position: True

Section	Overall	2200m	2000m	1800m	1600m	1400m	1200m	1000m	800m	600m	400m	200m
Section Times	2:37.05 [3] (0:13.63)	2:23.42 [3] (0:11.69)	2:11.73 [1] (0:12.39)	1:59.34 [1] (0:13.70)	1:45.64 [1] (0:13.63)	1:32.01 [1] (0:13.81)	1:18.20 [1] (0:13.57)	1:04.63 [1] (0:13.43)	0:51.20 [1] (0:12.82)	0:38.38 [1] (0:12.72)	0:25.66 [1] (0:12.22)	0:13.44 [3] (0:13.44)
Average Speed [km/h]	52.9	61.7	58.0	52.7	53.0	52.4	53.3	53.8	56.8	58.5	59.0	53.6
Top Speed [km/h]	64.4	64.1	59.3	55.3	54.5	53.3	54.2	54.7	58.2	59.6	60.9	56.7
Avg. Dist. to Rail [m]	12.7	5.8	1.1	0.9	1.6	2.0	2.2	1.5	2.2	5.6	9.0	7.4
Avg. Stride Freq. [Hz]	2.2	2.3	2.2	2.2	2.1	2.1	2.1	2.1	2.2	2.3	2.3	2.2
Avg. Stride Length [m]	6.3	7.6	7.2	6.8	6.9	6.9	7.0	7.1	7.2	7.2	7.1	6.8



- [] Ranking at each section and finish
- .-.- No data available at this section
- NA No data available



Horse/Jockey Name	Red Wave
Final Rank	4
Fastest Section Time (Section)	0:11.79 (2200m)
Top Speed [km/h] (Section)	63.0 (Overall)
Race State	Finished



Sunshine Coast QLD Professional

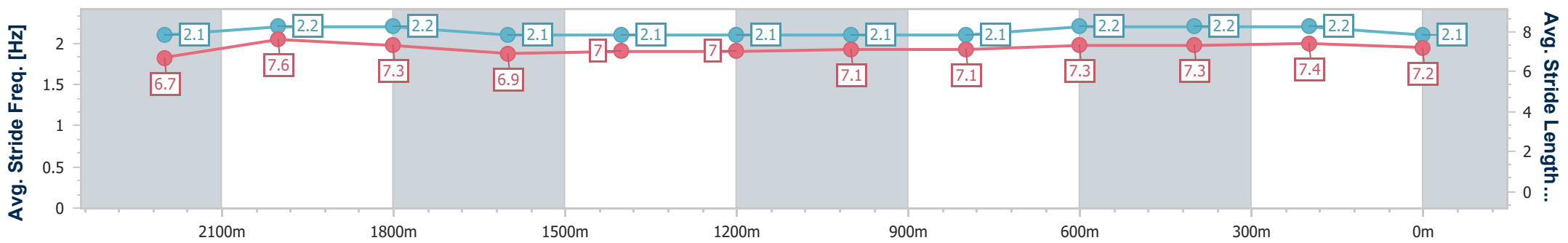
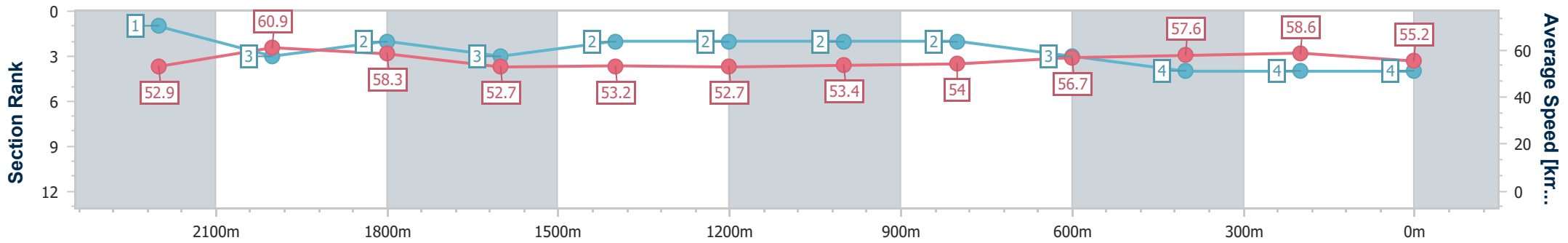
Race 2: PFD FOODSERVICES GOLD COAST CUP - 2400m



11 May 2024 - 13:08

Track Rating: Heavy 10, Weather: Overcast, Rail Position: True

Section	Overall	2200m	2000m	1800m	1600m	1400m	1200m	1000m	800m	600m	400m	200m
Section Times	2:37.25 [4] (0:13.60)	2:23.65 [1] (0:11.79)	2:11.86 [3] (0:12.44)	1:59.42 [2] (0:13.89)	1:45.53 [3] (0:13.73)	1:31.80 [2] (0:13.70)	1:18.10 [2] (0:13.58)	1:04.52 [2] (0:13.41)	0:51.11 [2] (0:12.85)	0:38.26 [3] (0:12.94)	0:25.32 [4] (0:12.30)	0:13.02 [4] (0:13.02)
Average Speed [km/h]	52.9	60.9	58.3	52.7	53.2	52.7	53.4	54.0	56.7	57.6	58.6	55.2
Top Speed [km/h]	63.0	62.9	60.0	55.3	54.1	53.8	54.1	56.0	57.7	58.7	59.6	57.1
Avg. Dist. to Rail [m]	9.6	4.2	2.2	2.8	3.0	2.4	3.0	2.6	2.6	5.6	9.8	10.5
Avg. Stride Freq. [Hz]	2.1	2.2	2.2	2.1	2.1	2.1	2.1	2.1	2.2	2.2	2.2	2.1
Avg. Stride Length [m]	6.7	7.6	7.3	6.9	7.0	7.0	7.1	7.1	7.3	7.3	7.4	7.2



- [] Ranking at each section and finish
- .-.- No data available at this section
- NA No data available



Horse/Jockey Name	Tappy's Lad
Final Rank	5
Fastest Section Time (Section)	0:11.93 (2200m)
Top Speed [km/h] (Section)	62.2 (2200m)
Race State	Finished



Sunshine Coast QLD Professional

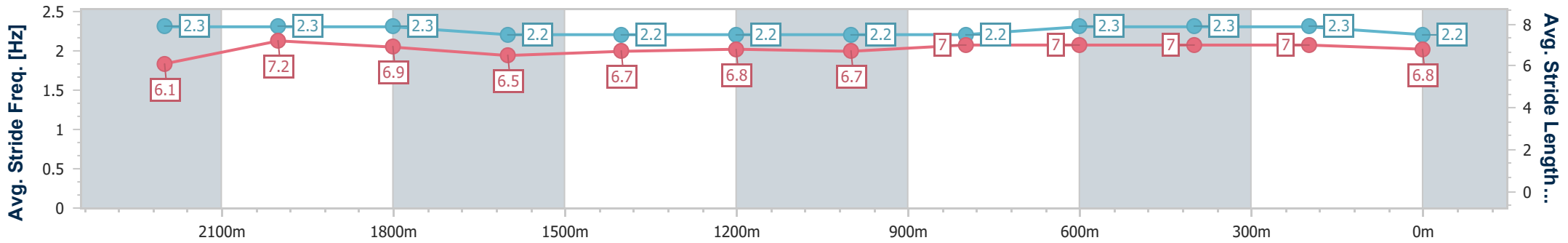
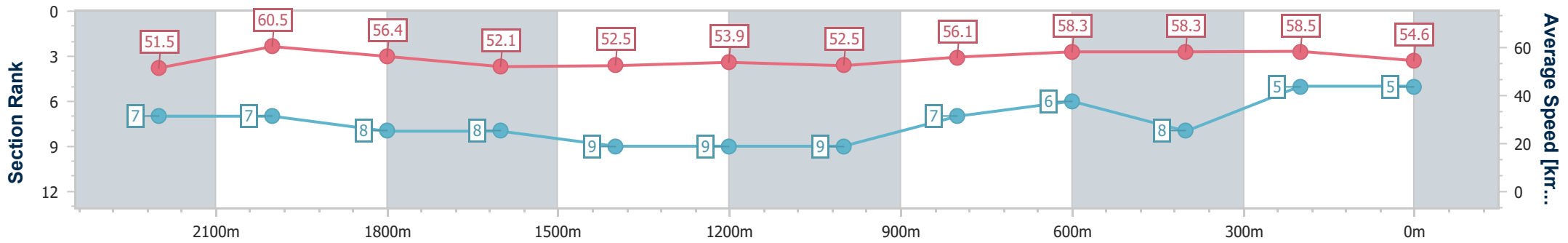
Race 2: PFD FOODSERVICES GOLD COAST CUP - 2400m



11 May 2024 - 13:08

Track Rating: Heavy 10, Weather: Overcast, Rail Position: True

Section	Overall	2200m	2000m	1800m	1600m	1400m	1200m	1000m	800m	600m	400m	200m
Section Times	2:37.96 [5] (0:14.01)	2:23.95 [7] (0:11.93)	2:12.02 [7] (0:12.77)	1:59.25 [8] (0:13.96)	1:45.29 [8] (0:13.84)	1:31.45 [9] (0:13.48)	1:17.97 [9] (0:13.71)	1:04.26 [9] (0:13.00)	0:51.26 [7] (0:12.75)	0:38.51 [6] (0:13.00)	0:25.51 [8] (0:12.34)	0:13.17 [5] (0:13.17)
Average Speed [km/h]	51.5	60.5	56.4	52.1	52.5	53.9	52.5	56.1	58.3	58.3	58.5	54.6
Top Speed [km/h]	62.0	62.2	57.9	54.1	54.7	56.0	54.7	57.3	59.7	59.1	59.4	56.6
Avg. Dist. to Rail [m]	7.7	4.3	1.1	1.8	2.8	3.3	3.4	4.5	5.3	8.6	12.6	12.5
Avg. Stride Freq. [Hz]	2.3	2.3	2.3	2.2	2.2	2.2	2.2	2.2	2.3	2.3	2.3	2.2
Avg. Stride Length [m]	6.1	7.2	6.9	6.5	6.7	6.8	6.7	7.0	7.0	7.0	7.0	6.8



- [] Ranking at each section and finish
- .-.- No data available at this section
- NA No data available



Horse/Jockey Name	Contribution
Final Rank	6
Fastest Section Time (Section)	0:12.33 (2200m)
Top Speed [km/h] (Section)	60.8 (600m)
Race State	Finished



Sunshine Coast QLD Professional

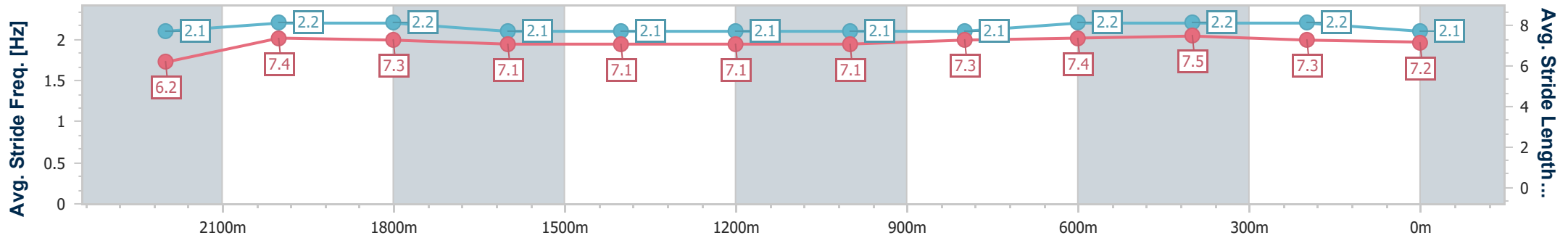
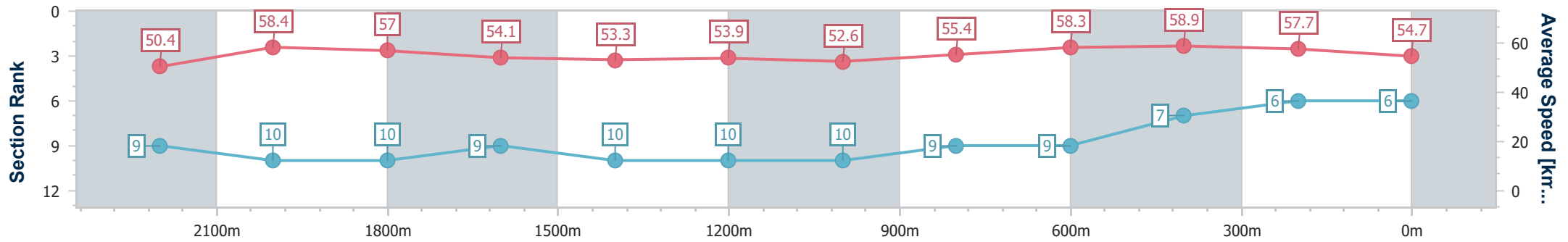
Race 2: PFD FOODSERVICES GOLD COAST CUP - 2400m



11 May 2024 - 13:08

Track Rating: Heavy 10, Weather: Overcast, Rail Position: True

Section	Overall	2200m	2000m	1800m	1600m	1400m	1200m	1000m	800m	600m	400m	200m
Section Times	2:37.99 [6] (0:14.30)	2:23.69 [9] (0:12.33)	2:11.36 [10] (0:12.64)	1:58.72 [10] (0:13.51)	1:45.21 [9] (0:13.73)	1:31.48 [10] (0:13.52)	1:17.96 [10] (0:13.73)	1:04.23 [10] (0:13.13)	0:51.10 [9] (0:12.68)	0:38.42 [9] (0:12.78)	0:25.64 [7] (0:12.47)	0:13.17 [6] (0:13.17)
Average Speed [km/h]	50.4	58.4	57.0	54.1	53.3	53.9	52.6	55.4	58.3	58.9	57.7	54.7
Top Speed [km/h]	59.8	60.0	58.3	57.4	55.6	55.0	54.6	56.8	59.3	60.8	59.2	56.8
Avg. Dist. to Rail [m]	12.4	4.3	1.3	2.2	5.2	5.0	4.2	4.0	4.8	7.5	10.5	9.8
Avg. Stride Freq. [Hz]	2.1	2.2	2.2	2.1	2.1	2.1	2.1	2.1	2.2	2.2	2.2	2.1
Avg. Stride Length [m]	6.2	7.4	7.3	7.1	7.1	7.1	7.1	7.3	7.4	7.5	7.3	7.2



- [] Ranking at each section and finish
- .-.- No data available at this section
- NA No data available



Horse/Jockey Name	Bak Da Man
Final Rank	7
Fastest Section Time (Section)	0:11.95 (2200m)
Top Speed [km/h] (Section)	63.1 (2200m)
Race State	Finished



Sunshine Coast QLD Professional

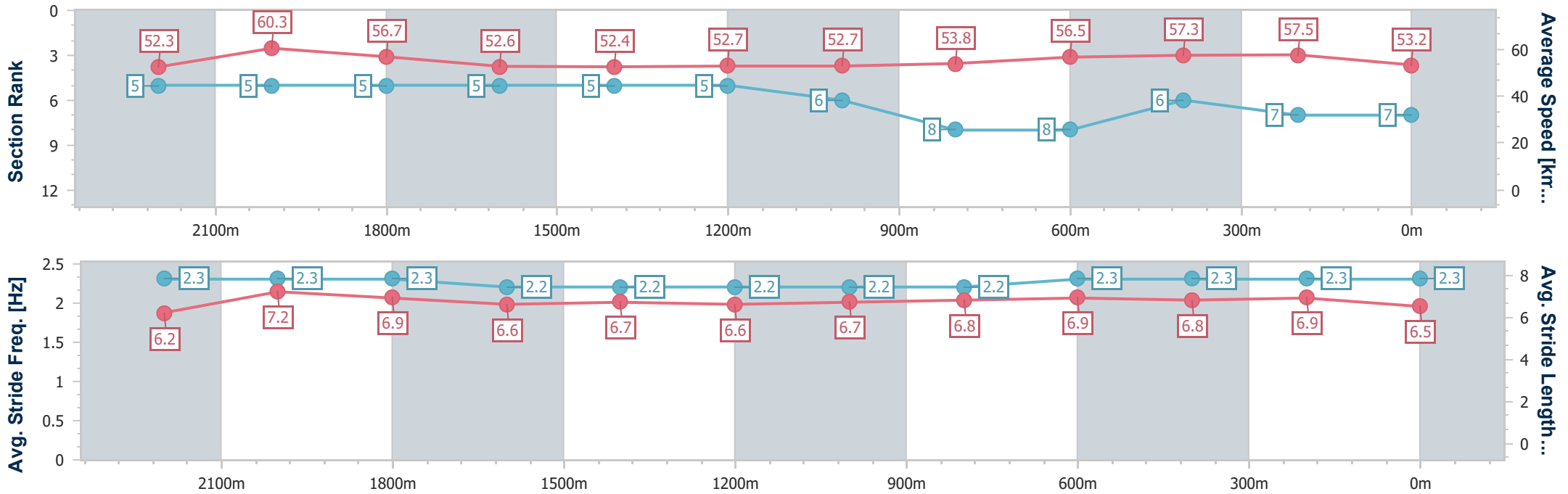
Race 2: PFD FOODSERVICES GOLD COAST CUP - 2400m



11 May 2024 - 13:08

Track Rating: Heavy 10, Weather: Overcast, Rail Position: True

Section	Overall	2200m	2000m	1800m	1600m	1400m	1200m	1000m	800m	600m	400m	200m
Section Times	2:38.38 [7] (0:13.77)	2:24.61 [5] (0:11.95)	2:12.66 [5] (0:12.67)	1:59.99 [5] (0:13.64)	1:46.35 [5] (0:13.81)	1:32.54 [5] (0:13.69)	1:18.85 [5] (0:13.71)	1:05.14 [6] (0:13.48)	0:51.66 [8] (0:12.84)	0:38.82 [8] (0:12.79)	0:26.03 [6] (0:12.54)	0:13.49 [7] (0:13.49)
Average Speed [km/h]	52.3	60.3	56.7	52.6	52.4	52.7	52.7	53.8	56.5	57.3	57.5	53.2
Top Speed [km/h]	62.3	63.1	58.9	54.8	53.6	53.5	53.4	54.8	58.6	58.2	58.0	57.4
Avg. Dist. to Rail [m]	6.4	3.5	1.0	0.8	1.5	2.0	2.5	2.0	1.9	2.6	7.0	8.3
Avg. Stride Freq. [Hz]	2.3	2.3	2.3	2.2	2.2	2.2	2.2	2.2	2.3	2.3	2.3	2.3
Avg. Stride Length [m]	6.2	7.2	6.9	6.6	6.7	6.6	6.7	6.8	6.9	6.8	6.9	6.5



- [] Ranking at each section and finish
- .-.- No data available at this section
- NA No data available



Horse/Jockey Name	Giddy Gan's Joy
Final Rank	8
Fastest Section Time (Section)	0:12.04 (2200m)
Top Speed [km/h] (Section)	61.4 (2200m)
Race State	Finished



Sunshine Coast QLD Professional

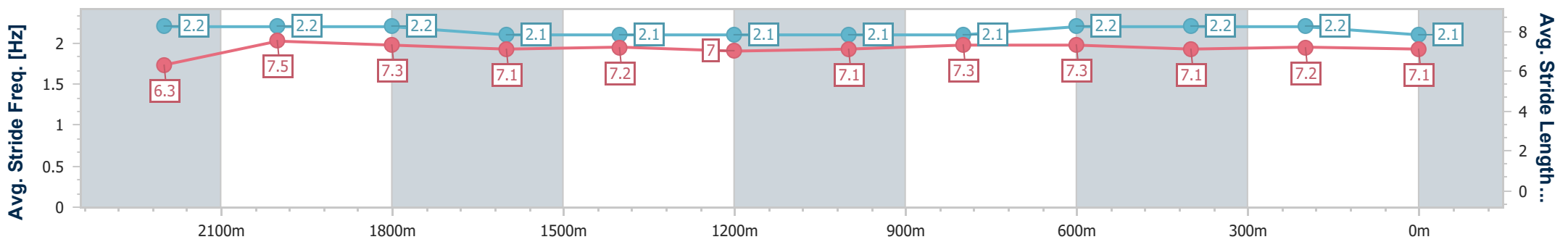
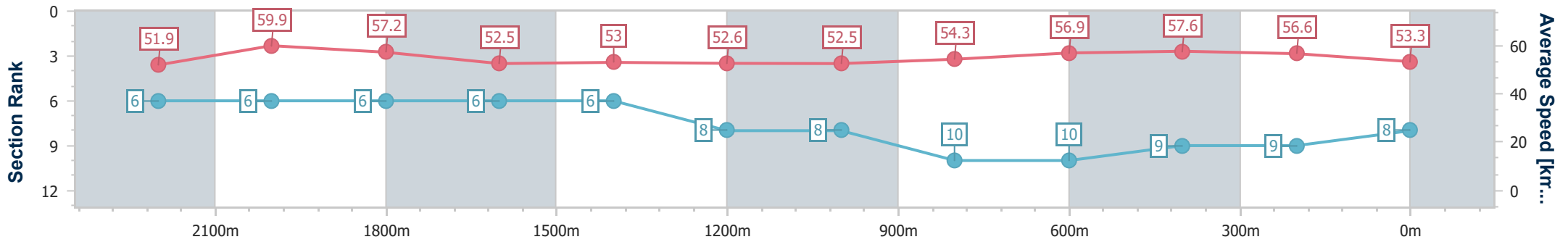
Race 2: PFD FOODSERVICES GOLD COAST CUP - 2400m



11 May 2024 - 13:08

Track Rating: Heavy 10, Weather: Overcast, Rail Position: True

Section	Overall	2200m	2000m	1800m	1600m	1400m	1200m	1000m	800m	600m	400m	200m
Section Times	2:38.70 [8] (0:13.85)	2:24.85 [6] (0:12.04)	2:12.81 [6] (0:12.62)	2:00.19 [6] (0:13.81)	1:46.38 [6] (0:13.77)	1:32.61 [6] (0:13.76)	1:18.85 [8] (0:13.75)	1:05.10 [8] (0:13.34)	0:51.76 [10] (0:12.85)	0:38.91 [10] (0:12.72)	0:26.19 [9] (0:12.69)	0:13.50 [9] (0:13.50)
Average Speed [km/h]	51.9	59.9	57.2	52.5	53.0	52.6	52.5	54.3	56.9	57.6	56.6	53.3
Top Speed [km/h]	60.7	61.4	58.9	54.2	54.5	53.8	53.6	55.2	58.4	58.7	57.3	56.0
Avg. Dist. to Rail [m]	10.2	5.3	2.0	1.5	3.1	3.5	3.4	3.1	2.8	2.4	5.0	6.0
Avg. Stride Freq. [Hz]	2.2	2.2	2.2	2.1	2.1	2.1	2.1	2.1	2.2	2.2	2.2	2.1
Avg. Stride Length [m]	6.3	7.5	7.3	7.1	7.2	7.0	7.1	7.3	7.3	7.1	7.2	7.1



- [] Ranking at each section and finish
- .-.- No data available at this section
- NA No data available



Horse/Jockey Name	Rattle And Hum
Final Rank	9
Fastest Section Time (Section)	0:11.68 (2200m)
Top Speed [km/h] (Section)	64.9 (Overall)
Race State	Finished



Sunshine Coast QLD Professional

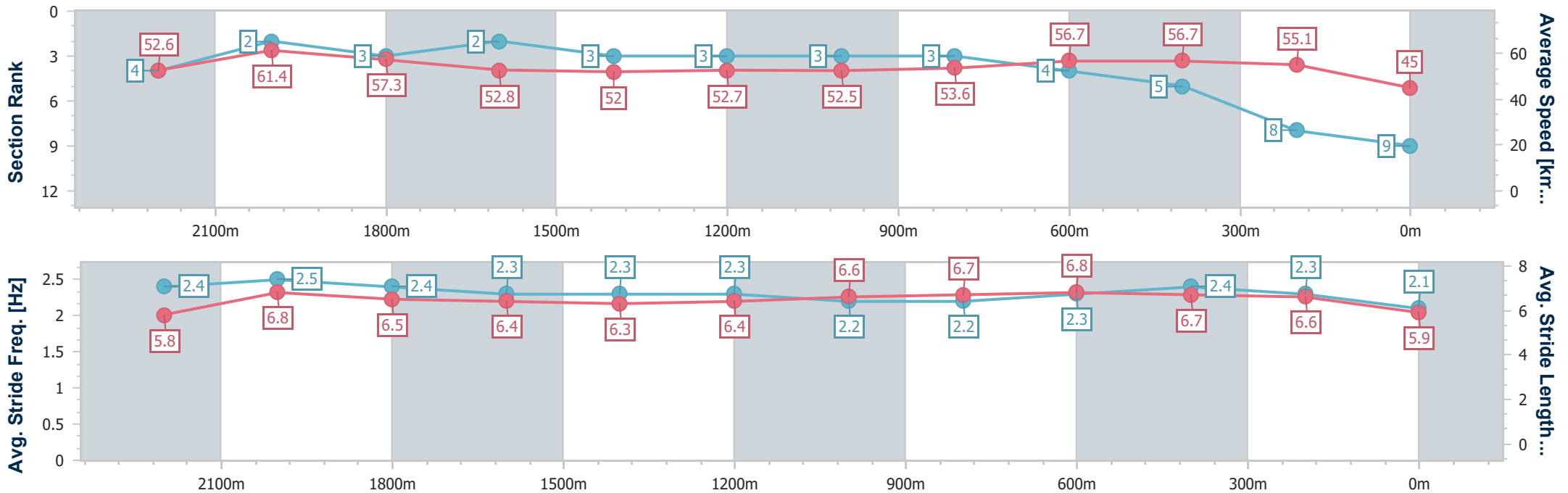
Race 2: PFD FOODSERVICES GOLD COAST CUP - 2400m



11 May 2024 - 13:08

Track Rating: Heavy 10, Weather: Overcast, Rail Position: True

Section	Overall	2200m	2000m	1800m	1600m	1400m	1200m	1000m	800m	600m	400m	200m
Section Times	2:41.10 [9] (0:13.69)	2:27.41 [4] (0:11.68)	2:15.73 [2] (0:12.59)	2:03.14 [3] (0:13.69)	1:49.45 [2] (0:13.90)	1:35.55 [3] (0:13.66)	1:21.89 [3] (0:13.68)	1:08.21 [3] (0:13.38)	0:54.83 [3] (0:12.72)	0:42.11 [4] (0:13.10)	0:29.01 [5] (0:13.06)	0:15.95 [8] (0:15.95)
Average Speed [km/h]	52.6	61.4	57.3	52.8	52.0	52.7	52.5	53.6	56.7	56.7	55.1	45.0
Top Speed [km/h]	64.9	63.9	59.0	54.6	53.1	53.7	54.2	54.4	58.1	59.0	56.7	52.3
Avg. Dist. to Rail [m]	4.2	2.7	0.8	0.7	0.4	0.3	0.3	0.9	0.9	4.9	8.2	8.5
Avg. Stride Freq. [Hz]	2.4	2.5	2.4	2.3	2.3	2.3	2.2	2.2	2.3	2.4	2.3	2.1
Avg. Stride Length [m]	5.8	6.8	6.5	6.4	6.3	6.4	6.6	6.7	6.8	6.7	6.6	5.9



- [] Ranking at each section and finish
- .-.- No data available at this section
- NA No data available



Horse/Jockey Name	Rhodes
Final Rank	10
Fastest Section Time (Section)	0:11.88 (2200m)
Top Speed [km/h] (Section)	64.2 (2200m)
Race State	Finished



Sunshine Coast QLD Professional

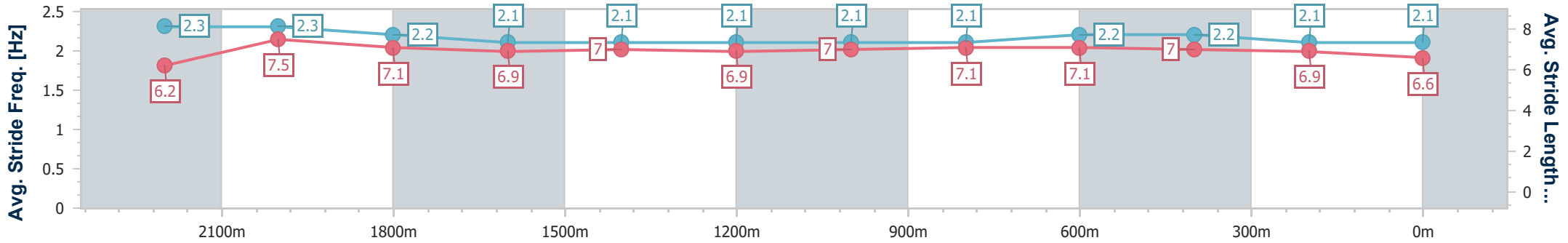
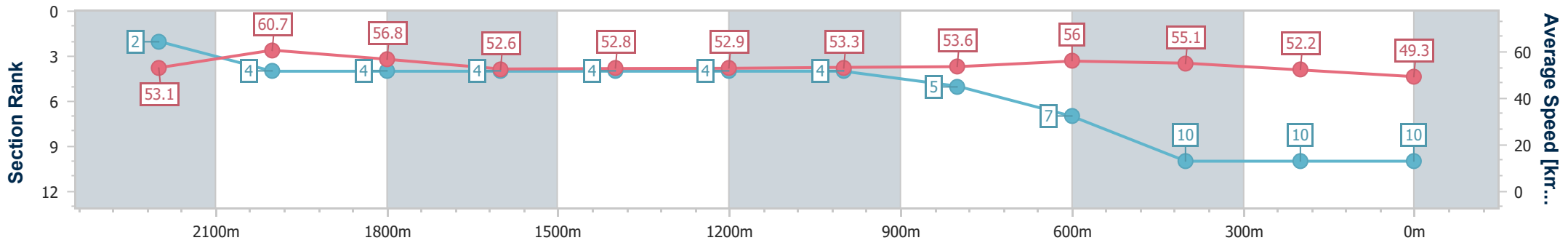
Race 2: PFD FOODSERVICES GOLD COAST CUP - 2400m



11 May 2024 - 13:08

Track Rating: Heavy 10, Weather: Overcast, Rail Position: True

Section	Overall	2200m	2000m	1800m	1600m	1400m	1200m	1000m	800m	600m	400m	200m
Section Times	2:41.27 [10] (0:13.61)	2:27.66 [2] (0:11.88)	2:15.78 [4] (0:12.67)	2:03.11 [4] (0:13.76)	1:49.35 [4] (0:13.83)	1:35.52 [4] (0:13.68)	1:21.84 [4] (0:13.57)	1:08.27 [4] (0:13.51)	0:54.76 [5] (0:12.95)	0:41.81 [7] (0:13.38)	0:28.43 [10] (0:13.83)	0:14.60 [10] (0:14.60)
Average Speed [km/h]	53.1	60.7	56.8	52.6	52.8	52.9	53.3	53.6	56.0	55.1	52.2	49.3
Top Speed [km/h]	63.8	64.2	59.6	54.3	53.6	54.4	54.3	54.6	57.9	57.6	52.8	52.9
Avg. Dist. to Rail [m]	7.9	3.5	1.0	1.2	3.4	3.6	3.3	1.8	1.7	3.8	7.4	6.9
Avg. Stride Freq. [Hz]	2.3	2.3	2.2	2.1	2.1	2.1	2.1	2.1	2.2	2.2	2.1	2.1
Avg. Stride Length [m]	6.2	7.5	7.1	6.9	7.0	6.9	7.0	7.1	7.1	7.0	6.9	6.6



- [] Ranking at each section and finish
- .-.- No data available at this section
- NA No data available