

Track Rating: Good 3, Weather: Fine, Rail Position: +4m Entire Course

Section		Overall	1400m	1200m	1000m	800m	600m	400m	Last 600m				
Field Times		1:43.49 (0:20.36)	1:23.13 (0:12.24)	1:10.89 (0:12.38)	0:58.51 (0:12.05)	0:46.46 (0:11.60)	0:34.86 (0:11.47)	0:23.39 (0:11.68)	0:34.86				
Rank	TAB Horse/Jockey	Barrier	Top Speed [km/h]	Fastest Section									Distance Travelled [m]
1	4 <b>MILITARY GAMBLER</b> Martin Harley	2	64.7 200m	0:11.18 200m	1:43.49 [1] (0:20.57)	1:22.92 [2] (0:12.42)	1:10.50 [2] (0:12.57)	0:57.93 [2] (0:12.24)	0:45.69 [2] (0:11.65)	0:34.04 [2] (0:11.40)	0:22.64 [1] (0:11.46)	0:34.04	
2	2 <b>BAY STREET</b> Samantha Collett	5	64.9 600m	0:11.24 600m	1:43.73 [2] (0:20.63)	1:23.10 [3] (0:12.32)	1:10.78 [3] (0:12.40)	0:58.38 [3] (0:12.05)	0:46.33 [4] (0:11.51)	0:34.82 [3] (0:11.24)	0:23.58 [3] (0:11.63)	0:34.82	+4
3	5 <b>TEA LEAVES</b> Jake Molloy	7	62.9 600m	0:11.47 600m	1:44.55 [3] (0:20.36)	1:24.19 [1] (0:12.24)	1:11.95 [1] (0:12.38)	0:59.57 [1] (0:12.05)	0:47.52 [1] (0:11.60)	0:35.92 [1] (0:11.47)	0:24.45 [2] (0:11.92)	0:35.92	-5
4	6 <b>LEXI'S CHOICE</b> Wanderson D'Avila	3	64.5 600m	0:11.34 600m	1:44.56 [4] (0:20.84)	1:23.72 [4] (0:12.39)	1:11.33 [5] (0:12.29)	0:59.04 [4] (0:11.84)	0:47.20 [3] (0:11.56)	0:35.64 [4] (0:11.34)	0:24.30 [4] (0:12.00)	0:35.64	-2
5	3 <b>GRENADIERS</b> Madeleine Wishart	4	64.2 600m	0:11.36 600m	1:45.14 [5] (0:20.90)	1:24.24 [5] (0:12.33)	1:11.91 [4] (0:12.44)	0:59.47 [5] (0:12.04)	0:47.43 [5] (0:11.50)	0:35.93 [5] (0:11.36)	0:24.57 [5] (0:12.11)	0:35.93	+1
6	1 <b>BOLD DELAGO</b> Yvette Lewis	1	62.8 600m	0:11.58 600m	1:45.74 [6] (0:21.45)	1:24.29 [6] (0:12.24)	1:12.05 [6] (0:12.37)	0:59.68 [6] (0:12.18)	0:47.50 [6] (0:11.62)	0:35.88 [6] (0:11.58)	0:24.30 [6] (0:11.85)	0:35.88	-2

Scratched: Dubai Dee (#7)

Track Rating: Good 3, Weather: Fine, Rail Position: +4m Entire Course

Section							200m			Last 600m
Field Times							0:11.71			0:34.86
							(0:11.71)			
Rank	TAB	Horse/Jockey	Barrier	Top Speed [km/h]	Fastest Section	Margin			Distance Travelled [m]	
1	4	<b>MILITARY GAMBLER</b>	2	64.7	0:11.18	0:11.18 [1]	1:43.49		0:34.04	
		Martin Harley		200m	200m	(0:11.18)				
2	2	<b>BAY STREET</b>	5	64.9	0:11.24	0:11.95 [2]	1.3L		0:34.82 +4	
		Samantha Collett		600m	600m	(0:11.95)				
3	5	<b>TEA LEAVES</b>	7	62.9	0:11.47	0:12.53 [3]	6.1L		0:35.92 -5	
		Jake Molloy		600m	600m	(0:12.53)				
4	6	<b>LEXI'S CHOICE</b>	3	64.5	0:11.34	0:12.30 [4]	6.2L		0:35.64 -2	
		Wanderson D'Avila		600m	600m	(0:12.30)				
5	3	<b>GRENADIERS</b>	4	64.2	0:11.36	0:12.46 [5]	9.5L		0:35.93 +1	
		Madeleine Wishart		600m	600m	(0:12.46)				
6	1	<b>BOLD DELAGO</b>	1	62.8	0:11.58	0:12.45 [6]	13L		0:35.88 -2	
		Yvette Lewis		600m	600m	(0:12.45)				

Scratched: Dubai Dee (#7)



Horse/Jockey Name	Military Gambler
Final Rank	1
Fastest Section Time (Section)	0:11.18 (200m)
Top Speed [km/h] (Section)	64.7 (200m)
Race State	Finished



### Ipswich QLD Professional

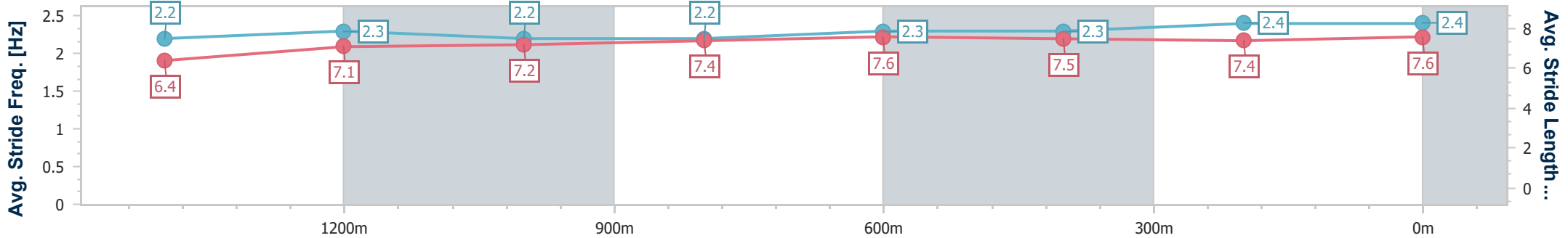
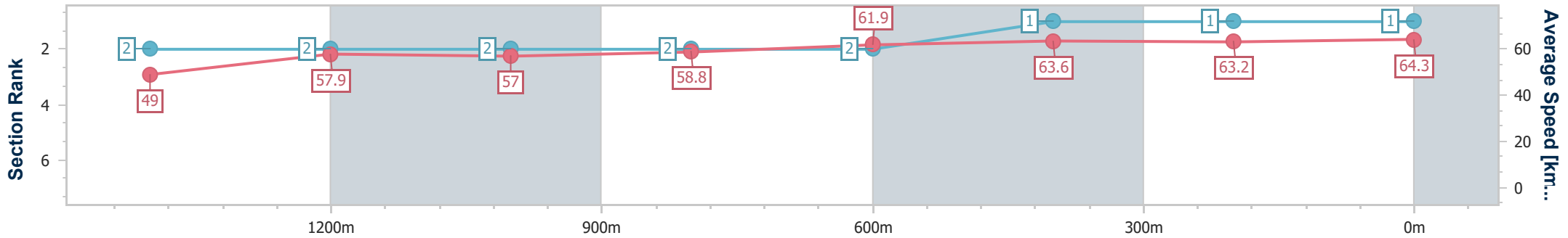
Race 2: TAB Class 2 Plate - 1680m

07 December 2022 - 14:48

Track Rating: Good 3, Weather: Fine, Rail Position: +4m Entire Course



Section	Overall	1400m	1200m	1000m	800m	600m	400m	200m
Section Times	1:43.49 [1] (0:20.57)	1:22.92 [2] (0:12.42)	1:10.50 [2] (0:12.57)	0:57.93 [2] (0:12.24)	0:45.69 [2] (0:11.65)	0:34.04 [2] (0:11.40)	0:22.64 [1] (0:11.46)	0:11.18 [1] (0:11.18)
Average Speed [km/h]	49.0	57.9	57.0	58.8	61.9	63.6	63.2	64.3
Top Speed [km/h]	60.3	59.4	57.5	60.3	63.1	64.6	64.2	64.7
Avg. Dist. to Rail [m]	3.1	0.5	0.9	0.8	0.5	1.6	1.4	2.5
Avg. Stride Freq. [Hz]	2.2	2.3	2.2	2.2	2.3	2.3	2.4	2.4
Avg. Stride Length [m]	6.4	7.1	7.2	7.4	7.6	7.5	7.4	7.6



- [ ] Ranking at each section and finish
- .-.- No data available at this section
- NA No data available



Horse/Jockey Name	Bay Street
Final Rank	2
Fastest Section Time (Section)	0:11.24 (600m)
Top Speed [km/h] (Section)	64.9 (600m)
Race State	Finished



### Ipswich QLD Professional

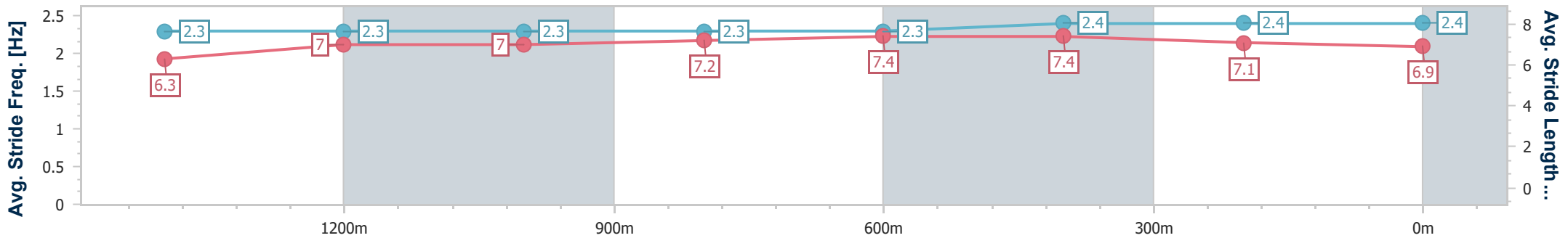
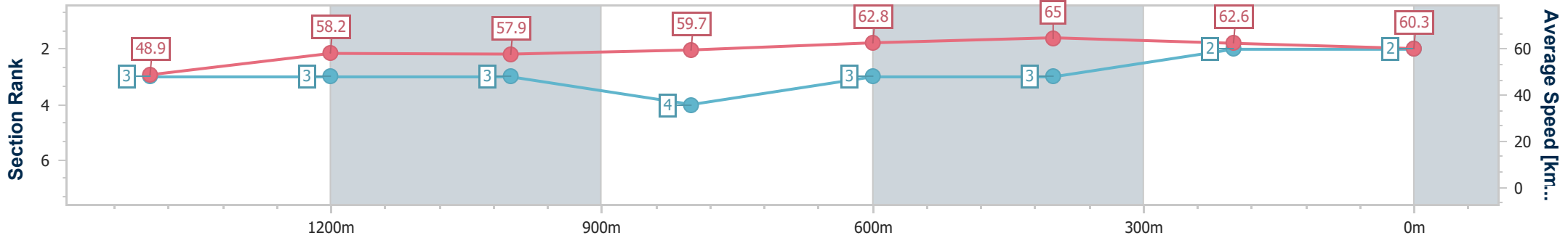
Race 2: TAB Class 2 Plate - 1680m

07 December 2022 - 14:48

Track Rating: Good 3, Weather: Fine, Rail Position: +4m Entire Course



Section	Overall	1400m	1200m	1000m	800m	600m	400m	200m
Section Times	1:43.73 [2] (0:20.63)	1:23.10 [3] (0:12.32)	1:10.78 [3] (0:12.40)	0:58.38 [3] (0:12.05)	0:46.33 [4] (0:11.51)	0:34.82 [3] (0:11.24)	0:23.58 [3] (0:11.63)	0:11.95 [2] (0:11.95)
Average Speed [km/h]	48.9	58.2	57.9	59.7	62.8	65.0	62.6	60.3
Top Speed [km/h]	59.1	58.8	58.2	60.8	64.1	64.9	63.3	62.0
Avg. Dist. to Rail [m]	4.2	0.9	0.9	0.6	1.3	3.4	3.5	5.3
Avg. Stride Freq. [Hz]	2.3	2.3	2.3	2.3	2.3	2.4	2.4	2.4
Avg. Stride Length [m]	6.3	7.0	7.0	7.2	7.4	7.4	7.1	6.9



- [ ] Ranking at each section and finish
- .-.- No data available at this section
- NA No data available



Horse/Jockey Name	Tea Leaves
Final Rank	3
Fastest Section Time (Section)	0:11.47 (600m)
Top Speed [km/h] (Section)	62.9 (600m)
Race State	Finished



### Ipswich QLD Professional

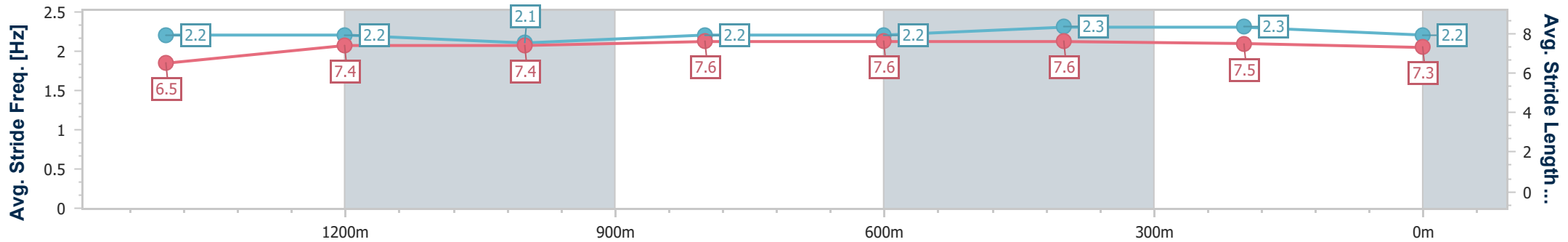
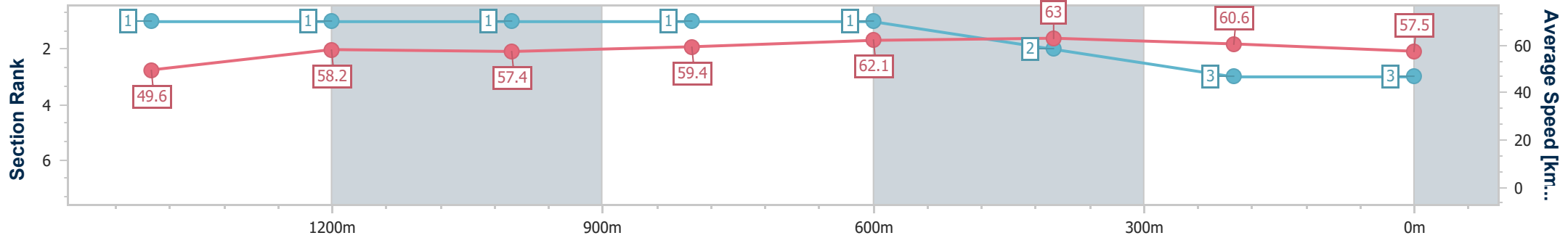
Race 2: TAB Class 2 Plate - 1680m

07 December 2022 - 14:48

Track Rating: Good 3, Weather: Fine, Rail Position: +4m Entire Course



Section	Overall	1400m	1200m	1000m	800m	600m	400m	200m
Section Times	1:44.55 [3] (0:20.36)	1:24.19 [1] (0:12.24)	1:11.95 [1] (0:12.38)	0:59.57 [1] (0:12.05)	0:47.52 [1] (0:11.60)	0:35.92 [1] (0:11.47)	0:24.45 [2] (0:11.92)	0:12.53 [3] (0:12.53)
Average Speed [km/h]	49.6	58.2	57.4	59.4	62.1	63.0	60.6	57.5
Top Speed [km/h]	61.4	59.3	57.7	59.7	62.8	62.9	62.0	59.0
Avg. Dist. to Rail [m]	5.5	2.4	2.9	3.4	0.7	1.3	0.8	0.8
Avg. Stride Freq. [Hz]	2.2	2.2	2.1	2.2	2.2	2.3	2.3	2.2
Avg. Stride Length [m]	6.5	7.4	7.4	7.6	7.6	7.6	7.5	7.3



- [ ] Ranking at each section and finish
- .-.- No data available at this section
- NA No data available



Horse/Jockey Name	Lexi's Choice
Final Rank	4
Fastest Section Time (Section)	0:11.34 (600m)
Top Speed [km/h] (Section)	64.5 (600m)
Race State	Finished



### Ipswich QLD Professional

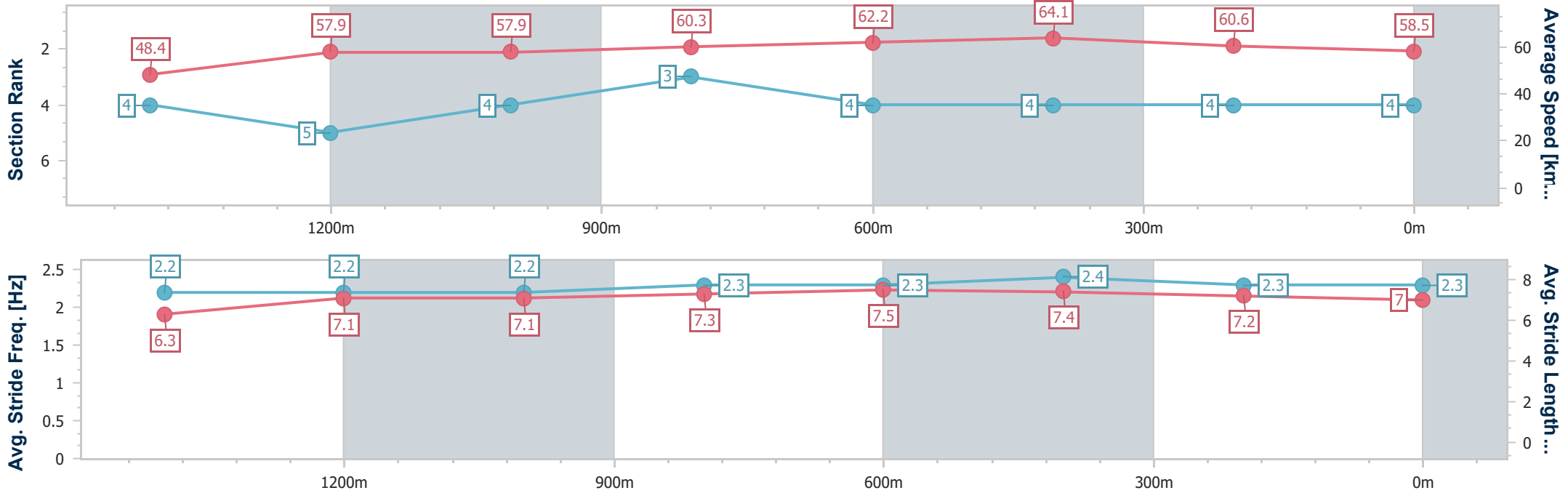
Race 2: TAB Class 2 Plate - 1680m

07 December 2022 - 14:48

Track Rating: Good 3, Weather: Fine, Rail Position: +4m Entire Course



Section	Overall	1400m	1200m	1000m	800m	600m	400m	200m
Section Times	1:44.56 [4] (0:20.84)	1:23.72 [4] (0:12.39)	1:11.33 [5] (0:12.29)	0:59.04 [4] (0:11.84)	0:47.20 [3] (0:11.56)	0:35.64 [4] (0:11.34)	0:24.30 [4] (0:12.00)	0:12.30 [4] (0:12.30)
Average Speed [km/h]	48.4	57.9	57.9	60.3	62.2	64.1	60.6	58.5
Top Speed [km/h]	60.7	58.3	58.0	61.6	62.9	64.5	61.5	60.7
Avg. Dist. to Rail [m]	3.2	1.0	2.6	2.8	1.0	2.0	3.2	6.0
Avg. Stride Freq. [Hz]	2.2	2.2	2.2	2.3	2.3	2.4	2.3	2.3
Avg. Stride Length [m]	6.3	7.1	7.1	7.3	7.5	7.4	7.2	7.0



- [ ] Ranking at each section and finish
- .-.-.- No data available at this section
- NA No data available



Horse/Jockey Name	Grenadiers
Final Rank	5
Fastest Section Time (Section)	0:11.36 (600m)
Top Speed [km/h] (Section)	64.2 (600m)
Race State	Finished



### Ipswich QLD Professional

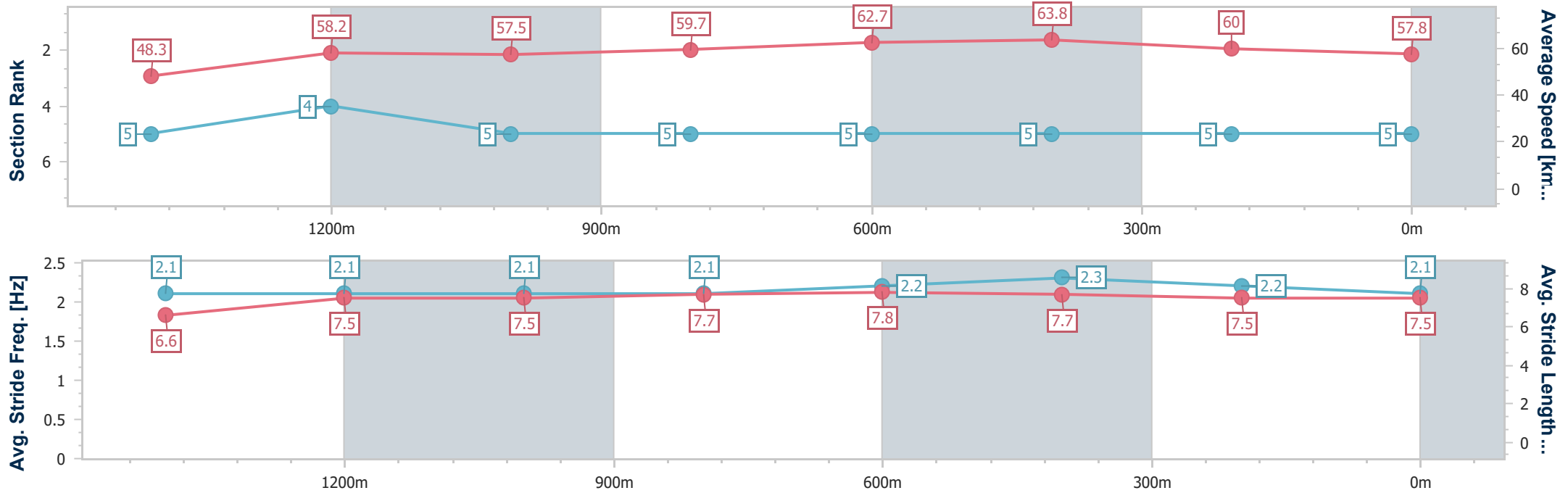
Race 2: TAB Class 2 Plate - 1680m

07 December 2022 - 14:48

Track Rating: Good 3, Weather: Fine, Rail Position: +4m Entire Course



Section	Overall	1400m	1200m	1000m	800m	600m	400m	200m
Section Times	1:45.14 [5] (0:20.90)	1:24.24 [5] (0:12.33)	1:11.91 [4] (0:12.44)	0:59.47 [5] (0:12.04)	0:47.43 [5] (0:11.50)	0:35.93 [5] (0:11.36)	0:24.57 [5] (0:12.11)	0:12.46 [5] (0:12.46)
Average Speed [km/h]	48.3	58.2	57.5	59.7	62.7	63.8	60.0	57.8
Top Speed [km/h]	58.4	58.7	58.1	61.1	63.0	64.2	61.4	59.2
Avg. Dist. to Rail [m]	3.3	0.9	1.3	0.7	0.5	2.0	2.8	5.1
Avg. Stride Freq. [Hz]	2.1	2.1	2.1	2.1	2.2	2.3	2.2	2.1
Avg. Stride Length [m]	6.6	7.5	7.5	7.7	7.8	7.7	7.5	7.5



- [ ] Ranking at each section and finish
- .-.- No data available at this section
- NA No data available



Horse/Jockey Name	Bold Delago
Final Rank	6
Fastest Section Time (Section)	0:11.58 (600m)
Top Speed [km/h] (Section)	62.8 (600m)
Race State	Finished



Ipswich QLD Professional

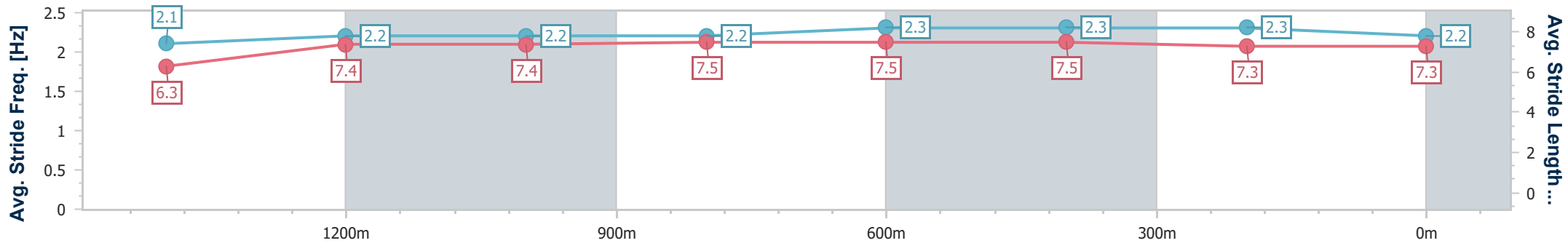
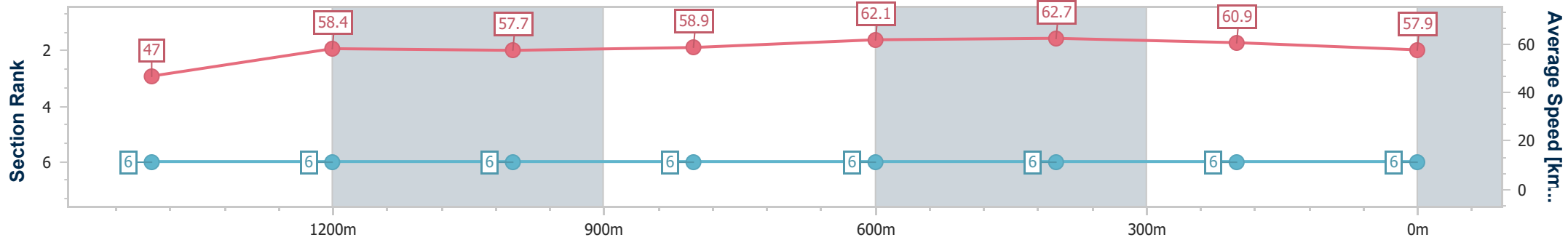
Race 2: TAB Class 2 Plate - 1680m

07 December 2022 - 14:48

Track Rating: Good 3, Weather: Fine, Rail Position: +4m Entire Course



Section	Overall	1400m	1200m	1000m	800m	600m	400m	200m					
Section Times	1:45.74 [6] (0:21.45)	1:24.29 [6] (0:12.24)	1:12.05 [6] (0:12.37)	0:59.68 [6] (0:12.18)	0:47.50 [6] (0:11.62)	0:35.88 [6] (0:11.58)	0:24.30 [6] (0:11.85)	0:12.45 [6] (0:12.45)					
Average Speed [km/h]	47.0	58.4	57.7	58.9	62.1	62.7	60.9	57.9					
Top Speed [km/h]	58.5	58.4	57.9	60.2	62.4	62.8	62.0	60.5					
Avg. Dist. to Rail [m]	1.9	2.0	1.8	1.8	1.1	2.2	1.0	3.0					
Avg. Stride Freq. [Hz]	2.1	2.2	2.2	2.2	2.3	2.3	2.3	2.2					
Avg. Stride Length [m]	6.3	7.4	7.4	7.5	7.5	7.5	7.3	7.3					



- [ ] Ranking at each section and finish
- .-.- No data available at this section
- NA No data available