



Eagle Farm QLD Professional

Race 1: NOVA 106.9 BENCHMARK 72 Handicap - 1600m

04 March 2023 - 12:03



BRISBANE
RACING CLUB

Track Rating: Good 4, Weather: Fine, Rail Position: +4m Entire Course

Section					Overall	1400m	1200m	1000m	800m	600m	400m	Last 600m		
Field Times					1:37.20 (0:13.51)	1:23.69 (0:11.16)	1:12.53 (0:11.88)	1:00.65 (0:12.32)	0:48.33 (0:12.19)	0:36.14 (0:11.94)	0:24.20 (0:11.62)	0:36.14		
Rank	TAB	Horse/Jockey	Barrier	Top Speed [km/h]	Fastest Section								Distance Travelled [m]	
1	11	THE RED KITE Ben Thompson	4	65.5 400m	0:11.29 400m	1:37.20 [1] (0:14.01)	1:23.19 [6] (0:11.48)	1:11.71 [7] (0:11.88)	0:59.83 [7] (0:12.26)	0:47.57 [6] (0:12.22)	0:35.35 [7] (0:11.74)	0:23.61 [8] (0:11.29)	0:35.35	
2	10	KARLSTAD Jim Byrne	11	64.8 1400m	0:11.45 1400m	1:37.69 [2] (0:14.27)	1:23.42 [9] (0:11.45)	1:11.97 [9] (0:11.83)	1:00.14 [9] (0:12.23)	0:47.91 [9] (0:12.29)	0:35.62 [9] (0:11.62)	0:24.00 [9] (0:11.58)	0:35.62	-1
3	2	NO GOING BACK Angela Jones	6	65.9 Overall	0:11.16 1400m	1:37.71 [3] (0:13.51)	1:24.20 [1] (0:11.16)	1:13.04 [1] (0:11.88)	1:01.16 [1] (0:12.32)	0:48.84 [1] (0:12.19)	0:36.65 [1] (0:11.94)	0:24.71 [1] (0:11.62)	0:36.65	-5
4	5	MAGIC CONQUEROR Kyle Wilson-Taylor	10	65.1 1400m	0:11.34 1400m	1:37.74 [4] (0:13.69)	1:24.05 [3] (0:11.34)	1:12.71 [3] (0:11.89)	1:00.82 [3] (0:12.32)	0:48.50 [3] (0:12.18)	0:36.32 [3] (0:11.81)	0:24.51 [4] (0:11.69)	0:36.32	-10
5	4	HOKAHEY Samantha Collett	5	65.5 Overall	0:11.50 1400m	1:37.79 [5] (0:13.83)	1:23.96 [5] (0:11.50)	1:12.46 [5] (0:11.86)	1:00.60 [5] (0:12.31)	0:48.29 [5] (0:12.12)	0:36.17 [5] (0:11.82)	0:24.35 [6] (0:11.55)	0:36.17	-4
6	3	HE'S THE ULTIMATE Justin Huxtable	8	65.2 Overall	0:11.33 1400m	1:37.85 [6] (0:13.58)	1:24.27 [2] (0:11.33)	1:12.94 [2] (0:11.83)	1:01.11 [2] (0:12.36)	0:48.75 [2] (0:12.10)	0:36.65 [2] (0:11.91)	0:24.74 [2] (0:11.65)	0:36.65	-5
7	1	THE CULLINAN Marnu Potgieter	1	64.2 1400m	0:11.46 1400m	1:37.90 [7] (0:14.14)	1:23.76 [8] (0:11.46)	1:12.30 [8] (0:11.94)	1:00.36 [8] (0:12.28)	0:48.08 [7] (0:12.13)	0:35.95 [8] (0:11.66)	0:24.29 [7] (0:11.62)	0:35.95	-9
8	8	KAPSALI Matthew Bennett	2	64.6 1400m	0:11.50 400m	1:37.93 [8] (0:14.28)	1:23.65 [10] (0:11.52)	1:12.13 [10] (0:11.97)	1:00.16 [10] (0:12.32)	0:47.84 [10] (0:12.12)	0:35.72 [10] (0:11.61)	0:24.11 [10] (0:11.50)	0:35.72	-5
9	7	BERING SEA Brodie Loy	12	65.5 Overall	0:11.40 1400m	1:37.99 [9] (0:14.09)	1:23.90 [7] (0:11.40)	1:12.50 [6] (0:11.59)	1:00.91 [4] (0:12.29)	0:48.62 [4] (0:12.13)	0:36.49 [4] (0:11.75)	0:24.74 [3] (0:11.90)	0:36.49	-3
10	12	WEEKEND AFFAIR Tegan Harrison	7	64.2 1400m	0:11.50 1400m	1:38.35 [10] (0:13.84)	1:24.51 [4] (0:11.50)	1:13.01 [4] (0:12.04)	1:00.97 [6] (0:12.43)	0:48.54 [8] (0:12.02)	0:36.52 [6] (0:11.63)	0:24.89 [5] (0:11.89)	0:36.52	-8

Scratched: Red Light Roxanne (#6), Rose Of Duporth (#9)

Report Created: Sat 4 March 2023 12:14 GMT+10 (Note: Timing is based on position data)

Page 1/12

[] Ranking at each section and finish
 -:-:- No data available at this section
 NA No data available

SCN Saddle cloth number
 DNF Did not finish
 DNT Did not track

data processed by TRIPLES DATA



Eagle Farm QLD Professional

Race 1: NOVA 106.9 BENCHMARK 72 Handicap - 1600m

04 March 2023 - 12:03



BRISBANE
RACING CLUB

Track Rating: Good 4, Weather: Fine, Rail Position: +4m Entire Course

Section				200m				Last 600m	
Field Times				0:12.58 (0:12.58)				0:36.14	
Rank	TAB	Horse/Jockey	Barrier	Top Speed [km/h]	Fastest Section	Margin			Distance Travelled [m]
1	11	THE RED KITE Ben Thompson	4	65.5 400m	0:11.29 400m	0:12.32 [3] (0:12.32)	1:37.20		0:35.35
2	10	KARLSTAD Jim Byrne	11	64.8 1400m	0:11.45 1400m	0:12.42 [8] (0:12.42)	2.91L		0:35.62 -1
3	2	NO GOING BACK Angela Jones	6	65.9 Overall	0:11.16 1400m	0:13.09 [1] (0:13.09)	3L		0:36.65 -5
4	5	MAGIC CONQUEROR Kyle Wilson-Taylor	10	65.1 1400m	0:11.34 1400m	0:12.82 [4] (0:12.82)	3.19L		0:36.32 -10
5	4	HOKAHEY Samantha Collett	5	65.5 Overall	0:11.50 1400m	0:12.80 [5] (0:12.80)	3.49L		0:36.17 -4
6	3	HE'S THE ULTIMATE Justin Huxtable	8	65.2 Overall	0:11.33 1400m	0:13.09 [2] (0:13.09)	3.86L		0:36.65 -5
7	1	THE CULLINAN Marnu Potgieter	1	64.2 1400m	0:11.46 1400m	0:12.67 [7] (0:12.67)	4.15L		0:35.95 -9
8	8	KAPSALI Matthew Bennett	2	64.6 1400m	0:11.50 400m	0:12.61 [10] (0:12.61)	4.28L		0:35.72 -5
9	7	BERING SEA Brodie Loy	12	65.5 Overall	0:11.40 1400m	0:12.84 [6] (0:12.84)	4.64L		0:36.49 -3
10	12	WEEKEND AFFAIR Tegan Harrison	7	64.2 1400m	0:11.50 1400m	0:13.00 [9] (0:13.00)	6.8L		0:36.52 -8

Scratched: Red Light Roxanne (#6), Rose Of Duporth (#9)

Report Created: Sat 4 March 2023 12:14 GMT+10 (Note: Timing is based on position data)

Page 2/12

[] Ranking at each section and finish
 -:-:- No data available at this section
 NA No data available

SCN Saddle cloth number
 DNF Did not finish
 DNT Did not track

data processed by  **TRIPLES DATA**



Horse/Jockey Name	The Red Kite
Final Rank	1
Fastest Section Time (Section)	0:11.29 (400m)
Top Speed [km/h] (Section)	65.5 (400m)
Race State	Finished



Eagle Farm QLD Professional

Race 1: NOVA 106.9 BENCHMARK 72 Handicap - 1600m

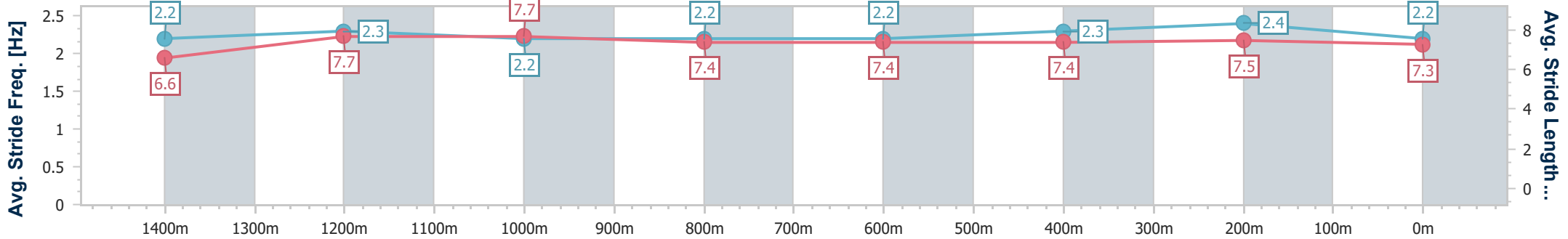
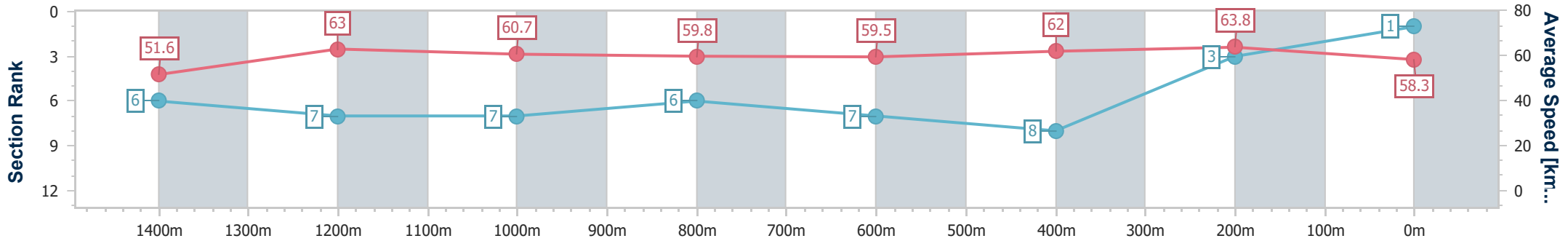
04 March 2023 - 12:03

Track Rating: Good 4, Weather: Fine, Rail Position: +4m Entire Course



BRISBANE RACING CLUB

Section	Overall	1400m	1200m	1000m	800m	600m	400m	200m
Section Times	1:37.20 [1] (0:14.01)	1:23.19 [6] (0:11.48)	1:11.71 [7] (0:11.88)	0:59.83 [7] (0:12.26)	0:47.57 [6] (0:12.22)	0:35.35 [7] (0:11.74)	0:23.61 [8] (0:11.29)	0:12.32 [3] (0:12.32)
Average Speed [km/h]	51.6	63.0	60.7	59.8	59.5	62.0	63.8	58.3
Top Speed [km/h]	64.4	64.6	62.1	61.1	62.2	65.4	65.5	61.4
Avg. Dist. to Rail [m]	7.8	3.2	3.2	3.7	2.5	2.2	4.2	3.7
Avg. Stride Freq. [Hz]	2.2	2.3	2.2	2.2	2.2	2.3	2.4	2.2
Avg. Stride Length [m]	6.6	7.7	7.7	7.4	7.4	7.4	7.5	7.3



- [] Ranking at each section and finish
- .-.- No data available at this section
- NA No data available



Horse/Jockey Name	Karlstad
Final Rank	2
Fastest Section Time (Section)	0:11.45 (1400m)
Top Speed [km/h] (Section)	64.8 (1400m)
Race State	Finished



Eagle Farm QLD Professional

Race 1: NOVA 106.9 BENCHMARK 72 Handicap - 1600m

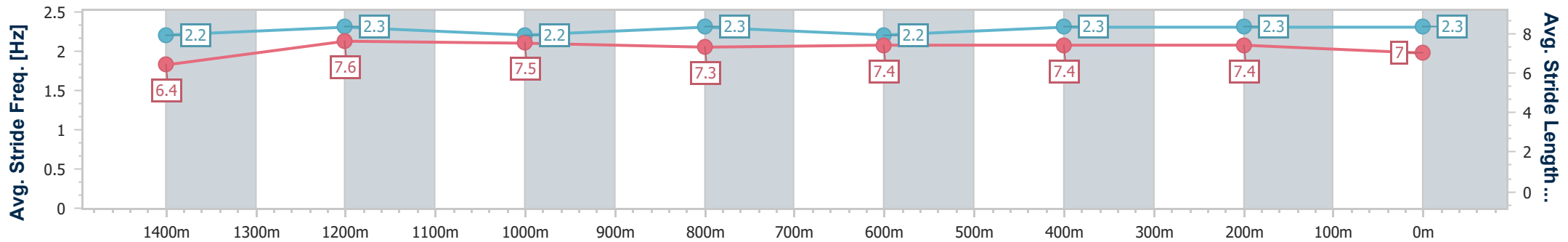
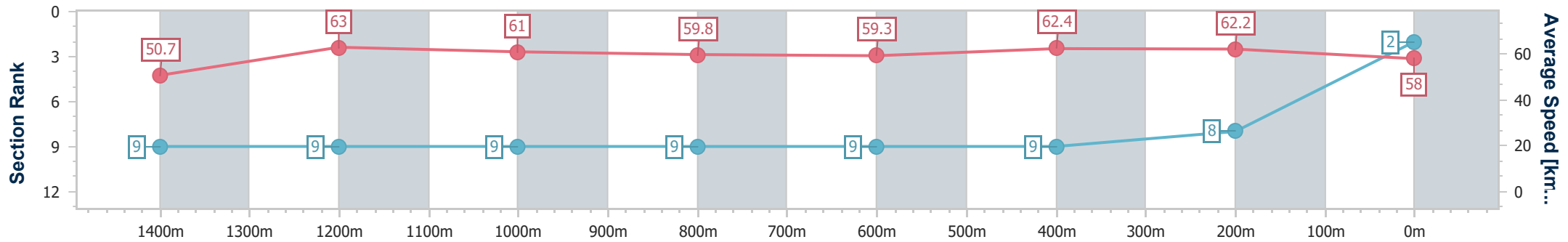
04 March 2023 - 12:03

Track Rating: Good 4, Weather: Fine, Rail Position: +4m Entire Course



BRISBANE RACING CLUB

Section	Overall	1400m	1200m	1000m	800m	600m	400m	200m
Section Times	1:37.69 [2] (0:14.27)	1:23.42 [9] (0:11.45)	1:11.97 [9] (0:11.83)	1:00.14 [9] (0:12.23)	0:47.91 [9] (0:12.29)	0:35.62 [9] (0:11.62)	0:24.00 [9] (0:11.58)	0:12.42 [8] (0:12.42)
Average Speed [km/h]	50.7	63.0	61.0	59.8	59.3	62.4	62.2	58.0
Top Speed [km/h]	63.1	64.8	61.4	61.6	60.5	63.9	63.7	60.6
Avg. Dist. to Rail [m]	10.3	2.8	3.0	3.3	2.7	1.7	6.2	6.6
Avg. Stride Freq. [Hz]	2.2	2.3	2.2	2.3	2.2	2.3	2.3	2.3
Avg. Stride Length [m]	6.4	7.6	7.5	7.3	7.4	7.4	7.4	7.0



- [] Ranking at each section and finish
- .-.- No data available at this section
- NA No data available



Horse/Jockey Name	No Going Back
Final Rank	3
Fastest Section Time (Section)	0:11.16 (1400m)
Top Speed [km/h] (Section)	65.9 (Overall)
Race State	Finished



Eagle Farm QLD Professional

Race 1: NOVA 106.9 BENCHMARK 72 Handicap - 1600m

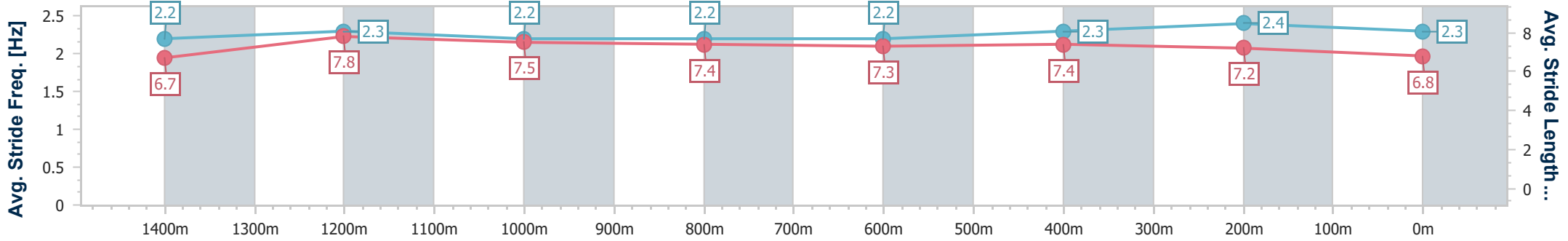
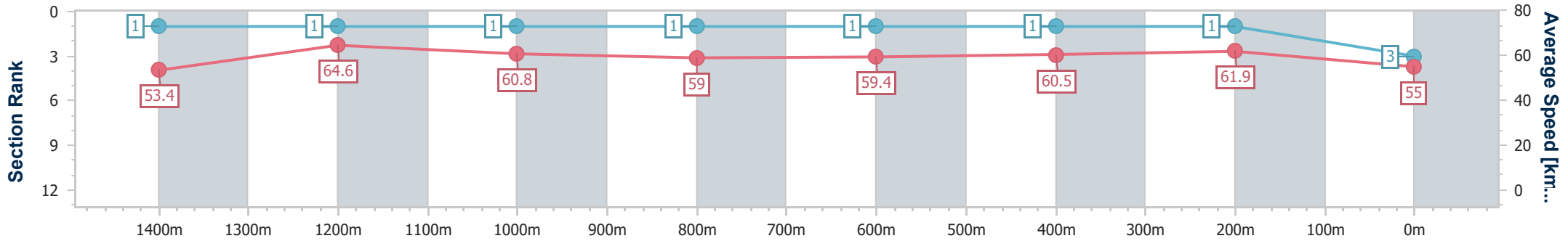
04 March 2023 - 12:03

Track Rating: Good 4, Weather: Fine, Rail Position: +4m Entire Course



BRISBANE RACING CLUB

Section	Overall	1400m	1200m	1000m	800m	600m	400m	200m
Section Times	1:37.71 [3] (0:13.51)	1:24.20 [1] (0:11.16)	1:13.04 [1] (0:11.88)	1:01.16 [1] (0:12.32)	0:48.84 [1] (0:12.19)	0:36.65 [1] (0:11.94)	0:24.71 [1] (0:11.62)	0:13.09 [1] (0:13.09)
Average Speed [km/h]	53.4	64.6	60.8	59.0	59.4	60.5	61.9	55.0
Top Speed [km/h]	65.9	65.6	63.0	59.7	59.9	62.5	64.4	58.7
Avg. Dist. to Rail [m]	7.9	1.2	2.0	2.0	0.9	0.7	1.1	0.7
Avg. Stride Freq. [Hz]	2.2	2.3	2.2	2.2	2.2	2.3	2.4	2.3
Avg. Stride Length [m]	6.7	7.8	7.5	7.4	7.3	7.4	7.2	6.8



- [] Ranking at each section and finish
- .-.- No data available at this section
- NA No data available



Horse/Jockey Name	Magic Conqueror
Final Rank	4
Fastest Section Time (Section)	0:11.34 (1400m)
Top Speed [km/h] (Section)	65.1 (1400m)
Race State	Finished



Eagle Farm QLD Professional

Race 1: NOVA 106.9 BENCHMARK 72 Handicap - 1600m

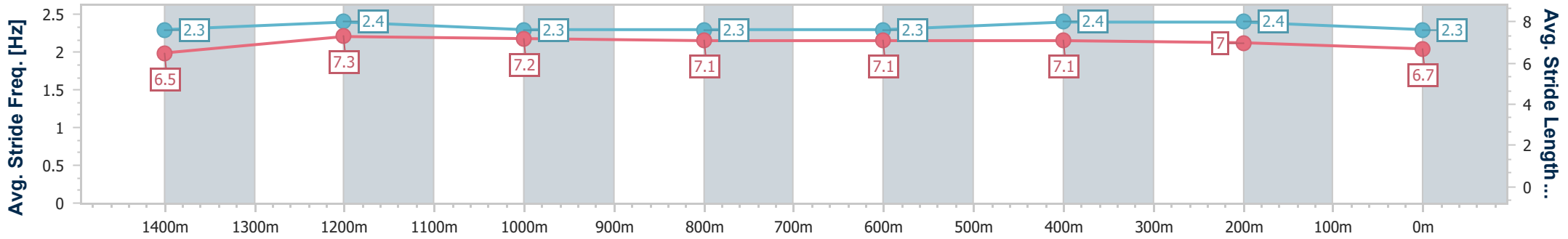
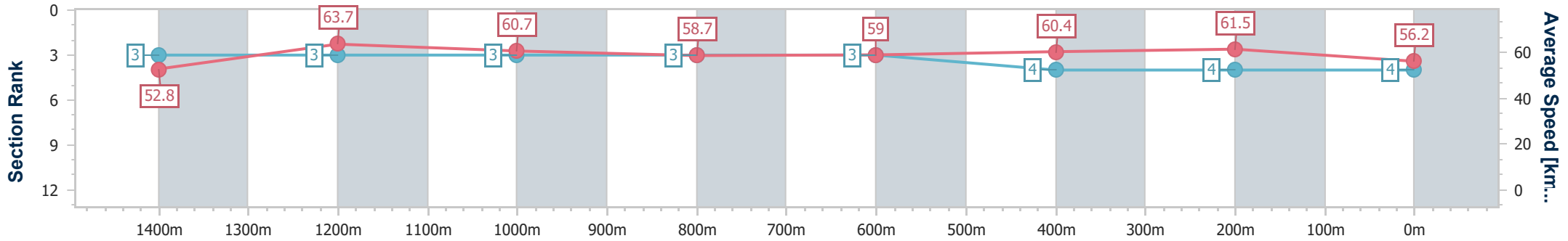
04 March 2023 - 12:03

Track Rating: Good 4, Weather: Fine, Rail Position: +4m Entire Course



BRISBANE RACING CLUB

Section	Overall	1400m	1200m	1000m	800m	600m	400m	200m
Section Times	1:37.74 [4] (0:13.69)	1:24.05 [3] (0:11.34)	1:12.71 [3] (0:11.89)	1:00.82 [3] (0:12.32)	0:48.50 [3] (0:12.18)	0:36.32 [3] (0:11.81)	0:24.51 [4] (0:11.69)	0:12.82 [4] (0:12.82)
Average Speed [km/h]	52.8	63.7	60.7	58.7	59.0	60.4	61.5	56.2
Top Speed [km/h]	64.8	65.1	62.4	59.9	59.7	62.0	63.3	60.4
Avg. Dist. to Rail [m]	10.7	4.3	3.3	0.9	0.7	1.9	1.1	1.7
Avg. Stride Freq. [Hz]	2.3	2.4	2.3	2.3	2.3	2.4	2.4	2.3
Avg. Stride Length [m]	6.5	7.3	7.2	7.1	7.1	7.1	7.0	6.7



- [] Ranking at each section and finish
- .-.- No data available at this section
- NA No data available



Horse/Jockey Name	Hokahey
Final Rank	5
Fastest Section Time (Section)	0:11.50 (1400m)
Top Speed [km/h] (Section)	65.5 (Overall)
Race State	Finished



Eagle Farm QLD Professional

Race 1: NOVA 106.9 BENCHMARK 72 Handicap - 1600m

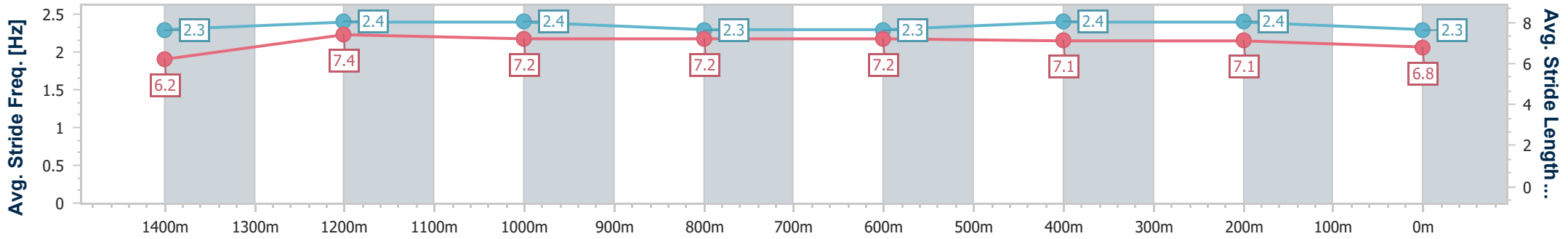
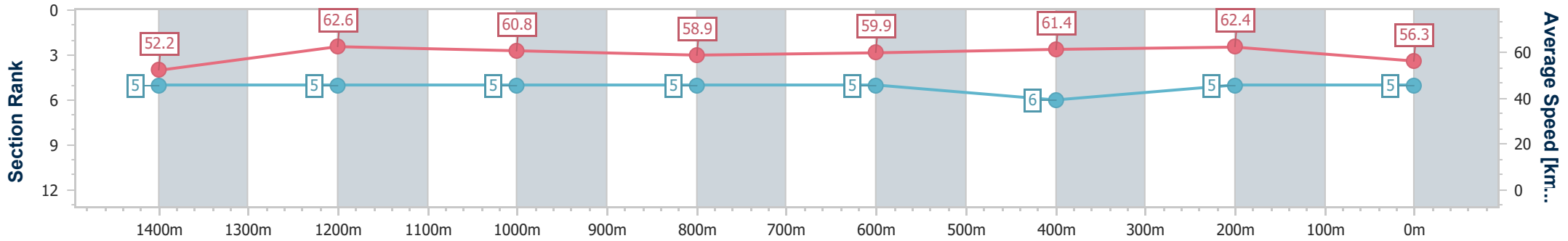
04 March 2023 - 12:03

Track Rating: Good 4, Weather: Fine, Rail Position: +4m Entire Course



BRISBANE RACING CLUB

Section	Overall	1400m	1200m	1000m	800m	600m	400m	200m
Section Times	1:37.79 [5] (0:13.83)	1:23.96 [5] (0:11.50)	1:12.46 [5] (0:11.86)	1:00.60 [5] (0:12.31)	0:48.29 [5] (0:12.12)	0:36.17 [5] (0:11.82)	0:24.35 [6] (0:11.55)	0:12.80 [5] (0:12.80)
Average Speed [km/h]	52.2	62.6	60.8	58.9	59.9	61.4	62.4	56.3
Top Speed [km/h]	65.5	65.3	62.3	59.6	61.2	63.0	63.9	59.0
Avg. Dist. to Rail [m]	7.7	1.1	1.5	1.6	1.8	1.8	4.4	3.9
Avg. Stride Freq. [Hz]	2.3	2.4	2.4	2.3	2.3	2.4	2.4	2.3
Avg. Stride Length [m]	6.2	7.4	7.2	7.2	7.2	7.1	7.1	6.8



- [] Ranking at each section and finish
- .-.- No data available at this section
- NA No data available



Horse/Jockey Name	He's The Ultimate
Final Rank	6
Fastest Section Time (Section)	0:11.33 (1400m)
Top Speed [km/h] (Section)	65.2 (Overall)
Race State	Finished



Eagle Farm QLD Professional

Race 1: NOVA 106.9 BENCHMARK 72 Handicap - 1600m

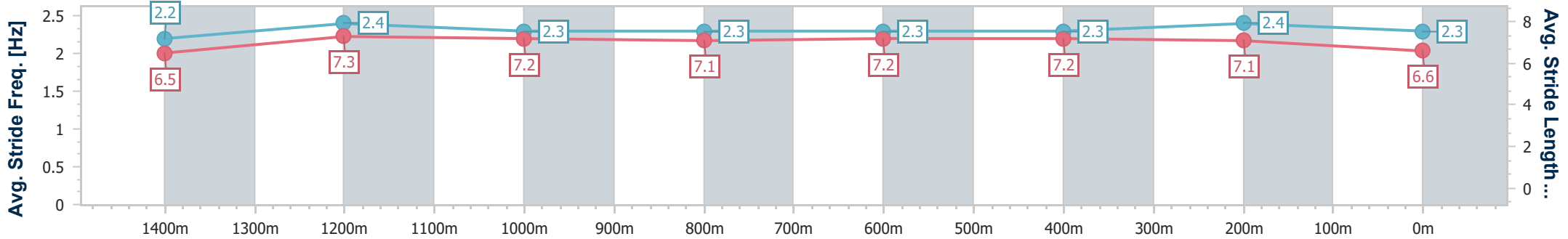
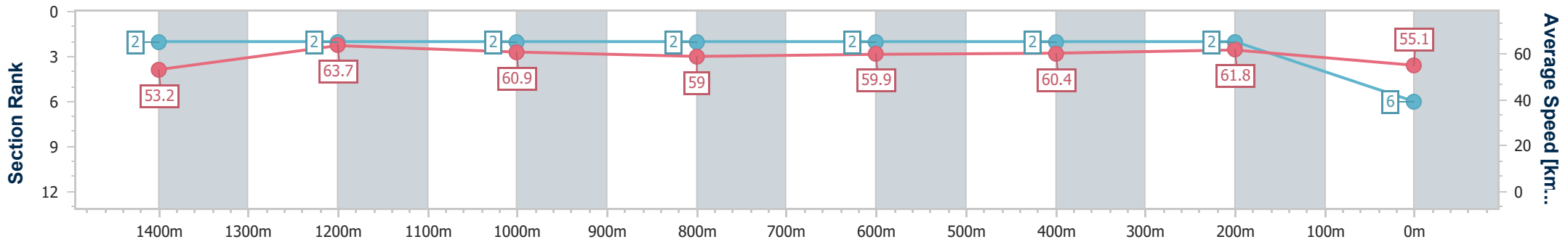
04 March 2023 - 12:03

Track Rating: Good 4, Weather: Fine, Rail Position: +4m Entire Course



BRISBANE RACING CLUB

Section	Overall	1400m	1200m	1000m	800m	600m	400m	200m
Section Times	1:37.85 [6] (0:13.58)	1:24.27 [2] (0:11.33)	1:12.94 [2] (0:11.83)	1:01.11 [2] (0:12.36)	0:48.75 [2] (0:12.10)	0:36.65 [2] (0:11.91)	0:24.74 [2] (0:11.65)	0:13.09 [2] (0:13.09)
Average Speed [km/h]	53.2	63.7	60.9	59.0	59.9	60.4	61.8	55.1
Top Speed [km/h]	65.2	65.1	62.4	60.1	60.5	64.3	64.4	58.8
Avg. Dist. to Rail [m]	9.3	1.6	2.2	2.5	1.5	0.4	1.0	1.8
Avg. Stride Freq. [Hz]	2.2	2.4	2.3	2.3	2.3	2.3	2.4	2.3
Avg. Stride Length [m]	6.5	7.3	7.2	7.1	7.2	7.2	7.1	6.6



- [] Ranking at each section and finish
- .-.- No data available at this section
- NA No data available



Horse/Jockey Name	The Cullinan
Final Rank	7
Fastest Section Time (Section)	0:11.46 (1400m)
Top Speed [km/h] (Section)	64.2 (1400m)
Race State	Finished



Eagle Farm QLD Professional

Race 1: NOVA 106.9 BENCHMARK 72 Handicap - 1600m

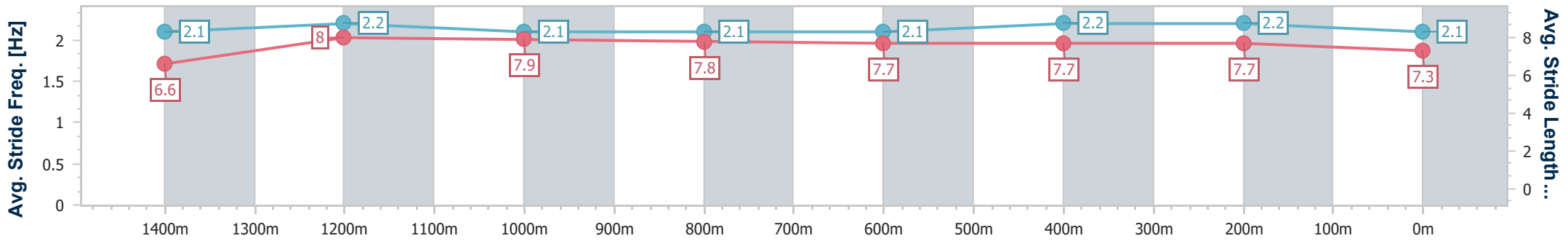
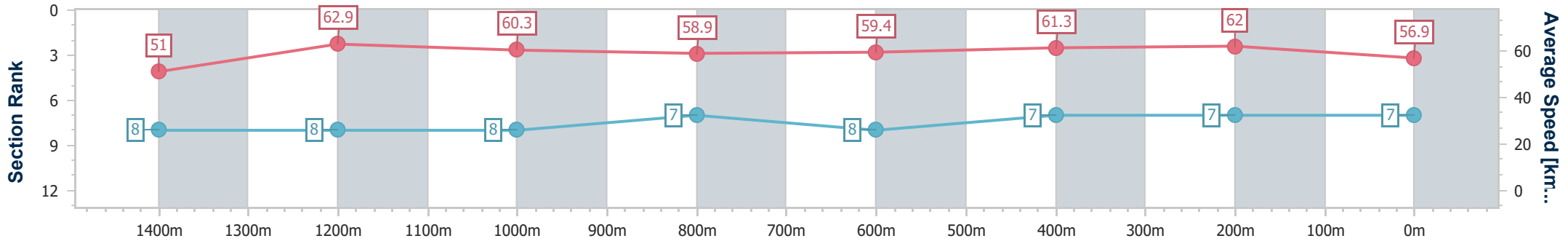
04 March 2023 - 12:03

Track Rating: Good 4, Weather: Fine, Rail Position: +4m Entire Course



BRISBANE RACING CLUB

Section	Overall	1400m	1200m	1000m	800m	600m	400m	200m
Section Times	1:37.90 [7] (0:14.14)	1:23.76 [8] (0:11.46)	1:12.30 [8] (0:11.94)	1:00.36 [8] (0:12.28)	0:48.08 [7] (0:12.13)	0:35.95 [8] (0:11.66)	0:24.29 [7] (0:11.62)	0:12.67 [7] (0:12.67)
Average Speed [km/h]	51.0	62.9	60.3	58.9	59.4	61.3	62.0	56.9
Top Speed [km/h]	63.0	64.2	61.7	60.6	61.1	62.6	63.3	60.9
Avg. Dist. to Rail [m]	4.4	0.7	1.0	1.2	0.5	1.1	0.7	1.6
Avg. Stride Freq. [Hz]	2.1	2.2	2.1	2.1	2.1	2.2	2.2	2.1
Avg. Stride Length [m]	6.6	8.0	7.9	7.8	7.7	7.7	7.7	7.3



- [] Ranking at each section and finish
- .-.- No data available at this section
- NA No data available



Horse/Jockey Name	Kapsali
Final Rank	8
Fastest Section Time (Section)	0:11.50 (400m)
Top Speed [km/h] (Section)	64.6 (1400m)
Race State	Finished



Eagle Farm QLD Professional

Race 1: NOVA 106.9 BENCHMARK 72 Handicap - 1600m

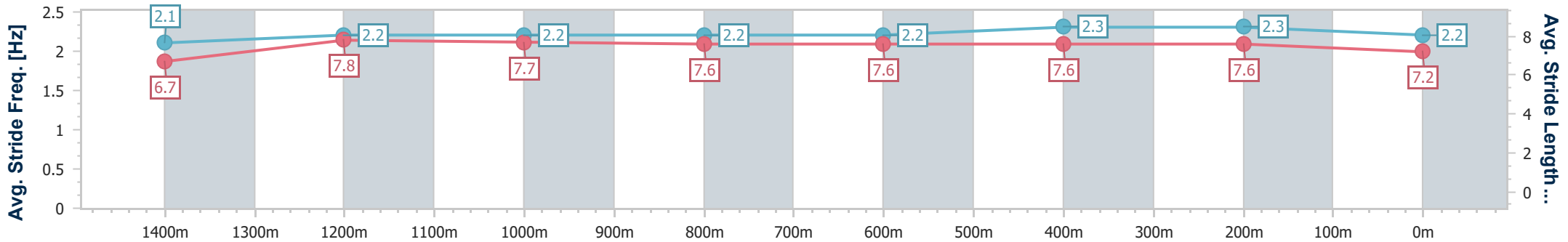
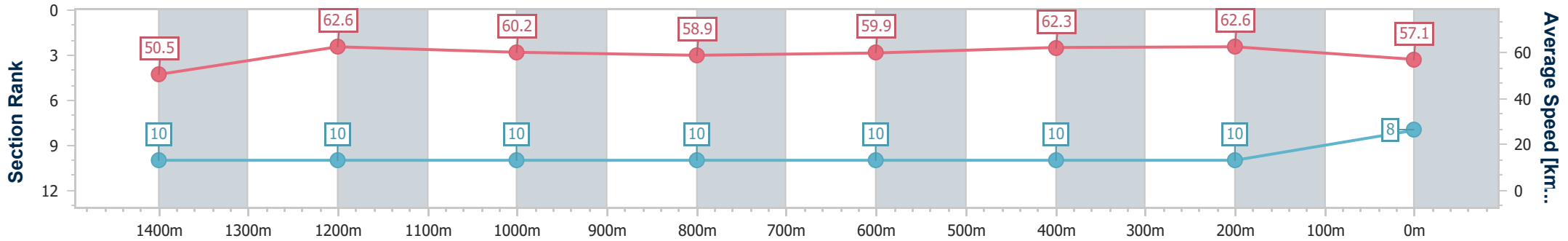
04 March 2023 - 12:03

Track Rating: Good 4, Weather: Fine, Rail Position: +4m Entire Course



BRISBANE RACING CLUB

Section	Overall	1400m	1200m	1000m	800m	600m	400m	200m
Section Times	1:37.93 [8] (0:14.28)	1:23.65 [10] (0:11.52)	1:12.13 [10] (0:11.97)	1:00.16 [10] (0:12.32)	0:47.84 [10] (0:12.12)	0:35.72 [10] (0:11.61)	0:24.11 [10] (0:11.50)	0:12.61 [10] (0:12.61)
Average Speed [km/h]	50.5	62.6	60.2	58.9	59.9	62.3	62.6	57.1
Top Speed [km/h]	63.1	64.6	61.5	60.3	62.2	63.4	64.4	60.3
Avg. Dist. to Rail [m]	5.6	1.9	2.2	1.4	1.9	1.3	6.4	7.4
Avg. Stride Freq. [Hz]	2.1	2.2	2.2	2.2	2.2	2.3	2.3	2.2
Avg. Stride Length [m]	6.7	7.8	7.7	7.6	7.6	7.6	7.6	7.2



- [] Ranking at each section and finish
- .-.- No data available at this section
- NA No data available



Horse/Jockey Name	Bering Sea
Final Rank	9
Fastest Section Time (Section)	0:11.40 (1400m)
Top Speed [km/h] (Section)	65.5 (Overall)
Race State	Finished



Eagle Farm QLD Professional

Race 1: NOVA 106.9 BENCHMARK 72 Handicap - 1600m

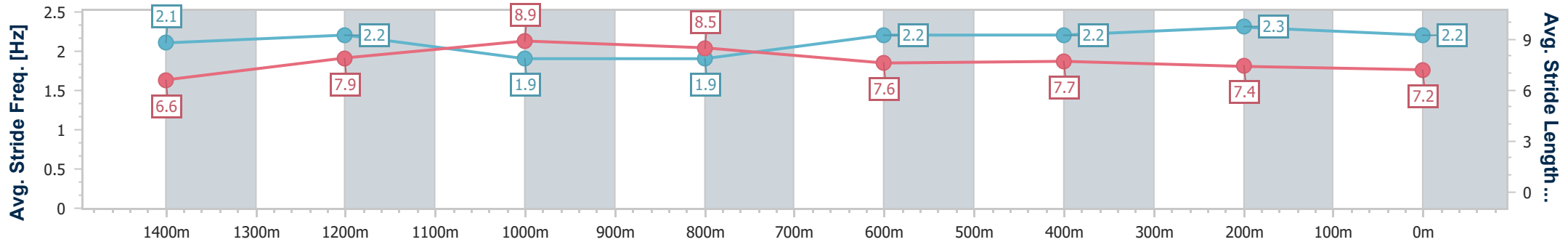
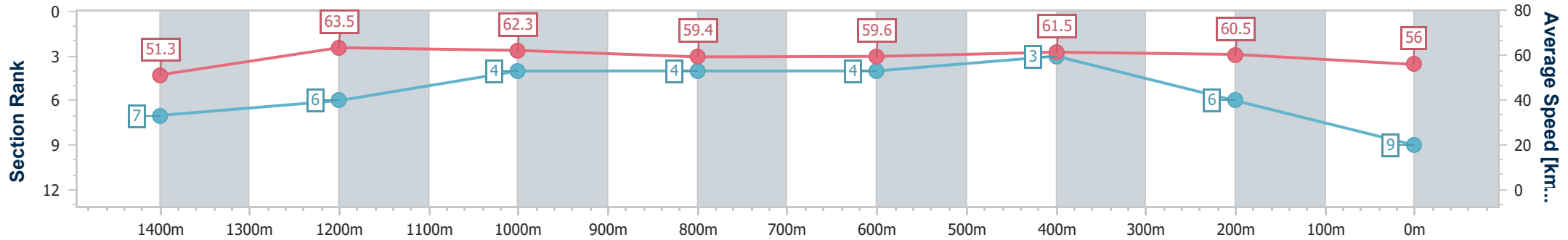
04 March 2023 - 12:03

Track Rating: Good 4, Weather: Fine, Rail Position: +4m Entire Course



BRISBANE RACING CLUB

Section	Overall	1400m	1200m	1000m	800m	600m	400m	200m
Section Times	1:37.99 [9] (0:14.09)	1:23.90 [7] (0:11.40)	1:12.50 [6] (0:11.59)	1:00.91 [4] (0:12.29)	0:48.62 [4] (0:12.13)	0:36.49 [4] (0:11.75)	0:24.74 [3] (0:11.90)	0:12.84 [6] (0:12.84)
Average Speed [km/h]	51.3	63.5	62.3	59.4	59.6	61.5	60.5	56.0
Top Speed [km/h]	65.5	65.3	63.5	60.0	60.8	63.8	61.5	58.5
Avg. Dist. to Rail [m]	12.3	4.5	4.3	2.8	1.1	0.6	1.7	2.7
Avg. Stride Freq. [Hz]	2.1	2.2	1.9	1.9	2.2	2.2	2.3	2.2
Avg. Stride Length [m]	6.6	7.9	8.9	8.5	7.6	7.7	7.4	7.2



- [] Ranking at each section and finish
- .-.- No data available at this section
- NA No data available



Horse/Jockey Name	Weekend Affair
Final Rank	10
Fastest Section Time (Section)	0:11.50 (1400m)
Top Speed [km/h] (Section)	64.2 (1400m)
Race State	Finished



Eagle Farm QLD Professional

Race 1: NOVA 106.9 BENCHMARK 72 Handicap - 1600m

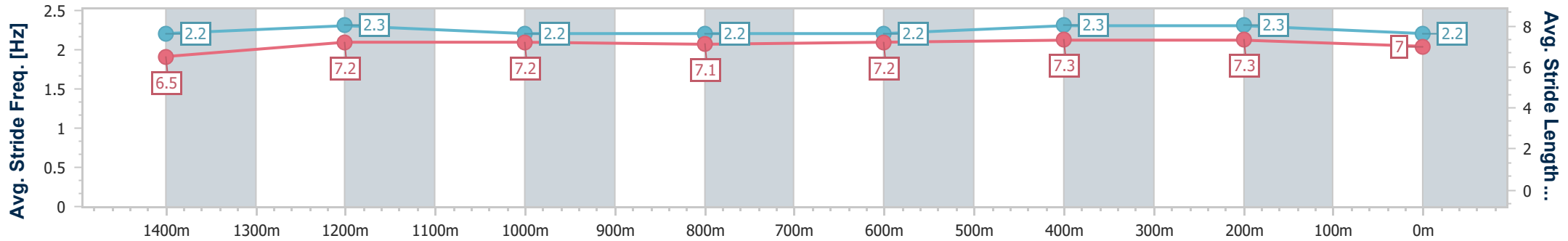
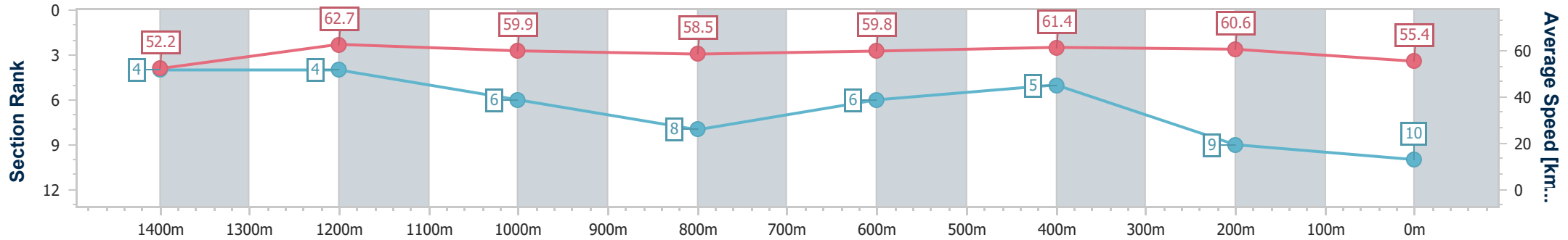
04 March 2023 - 12:03

Track Rating: Good 4, Weather: Fine, Rail Position: +4m Entire Course



BRISBANE RACING CLUB

Section	Overall	1400m	1200m	1000m	800m	600m	400m	200m
Section Times	1:38.35 [10] (0:13.84)	1:24.51 [4] (0:11.50)	1:13.01 [4] (0:12.04)	1:00.97 [6] (0:12.43)	0:48.54 [8] (0:12.02)	0:36.52 [6] (0:11.63)	0:24.89 [5] (0:11.89)	0:13.00 [9] (0:13.00)
Average Speed [km/h]	52.2	62.7	59.9	58.5	59.8	61.4	60.6	55.4
Top Speed [km/h]	64.2	64.2	60.9	60.2	61.2	62.3	62.3	58.4
Avg. Dist. to Rail [m]	8.9	2.8	3.0	1.9	0.4	1.2	2.2	4.5
Avg. Stride Freq. [Hz]	2.2	2.3	2.2	2.2	2.2	2.3	2.3	2.2
Avg. Stride Length [m]	6.5	7.2	7.2	7.1	7.2	7.3	7.3	7.0



- [] Ranking at each section and finish
- .-.- No data available at this section
- NA No data available