



Doomben QLD Professional

Race 1: GALLOPERS SPORTS CLUB QTIS Two-Year-Old Handicap - 1200m

01 April 2023 - 11:53



BRISBANE
RACING CLUB

Track Rating: Soft 7, Weather: Overcast, Rail Position: +3.5m Entire Course

Section		Overall	1000m	800m	600m	400m	200m	Last 600m					
Field Times		1:10.74 (0:12.88)	0:57.86 (0:11.27)	0:46.59 (0:11.78)	0:34.81 (0:11.77)	0:23.04 (0:11.16)	0:11.88 (0:11.88)	0:34.81					
Rank	TAB Horse/Jockey	Barrier	Top Speed [km/h]	Fastest Section	Margin							Distance Travelled [m]	
1	4 OCEANS OF ENERGY Andrew Mallyon	5	66.7 400m	0:11.09 400m	1:10.74 [1] (0:13.04)	0:57.70 [3] (0:11.48)	0:46.22 [4] (0:11.79)	0:34.43 [4] (0:11.58)	0:22.85 [3] (0:11.09)	0:11.76 [3] (0:11.76)	1:10.74	0:34.43	
2	3 TRICKETEER Angela Jones	2	66.7 1000m	0:11.16 400m	1:10.81 [2] (0:12.88)	0:57.93 [1] (0:11.27)	0:46.66 [1] (0:11.78)	0:34.88 [1] (0:11.77)	0:23.11 [2] (0:11.16)	0:11.95 [1] (0:11.95)	0.38L	0:34.88	-5
3	6 RINGER'S REWARD Madeleine Wishart	3	66.5 400m	0:11.12 400m	1:10.98 [3] (0:13.25)	0:57.73 [6] (0:11.45)	0:46.28 [6] (0:11.76)	0:34.52 [6] (0:11.66)	0:22.86 [6] (0:11.12)	0:11.74 [5] (0:11.74)	1.4L	0:34.52	-4
4	1 ZELGARIA Brodie Loy	8	68.8 Overall	0:11.25 400m	1:11.16 [4] (0:13.00)	0:58.16 [2] (0:11.26)	0:46.90 [2] (0:11.82)	0:35.08 [2] (0:11.66)	0:23.42 [1] (0:11.25)	0:12.17 [2] (0:12.17)	2.48L	0:35.08	+1
5	8 MORE THAN YOU Kyle Wilson-Taylor	1	66.4 1000m	0:11.21 400m	1:11.49 [5] (0:13.10)	0:58.39 [4] (0:11.36)	0:47.03 [3] (0:11.79)	0:35.24 [3] (0:11.74)	0:23.50 [4] (0:11.21)	0:12.29 [4] (0:12.29)	4.37L	0:35.24	-1
6	7 ALOLA Mark Du Plessis	7	66.6 Overall	0:11.20 400m	1:11.60 [6] (0:13.18)	0:58.42 [5] (0:11.48)	0:46.94 [5] (0:11.83)	0:35.11 [5] (0:11.67)	0:23.44 [5] (0:11.20)	0:12.24 [6] (0:12.24)	5.05L	0:35.11	+3

Scratched: Russian Alliance (#2), Platinum Lies (#5), Salt Lake Betty (#9)



Horse/Jockey Name	Oceans Of Energy
Final Rank	1
Fastest Section Time (Section)	0:11.09 (400m)
Top Speed [km/h] (Section)	66.7 (400m)
Race State	Finished

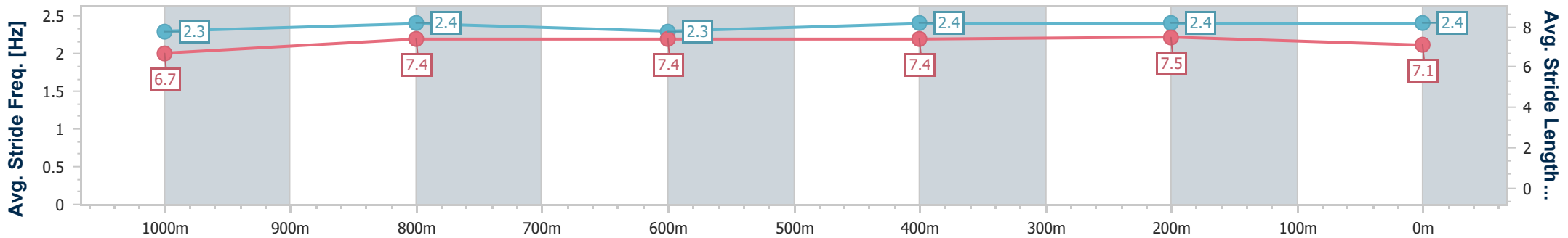
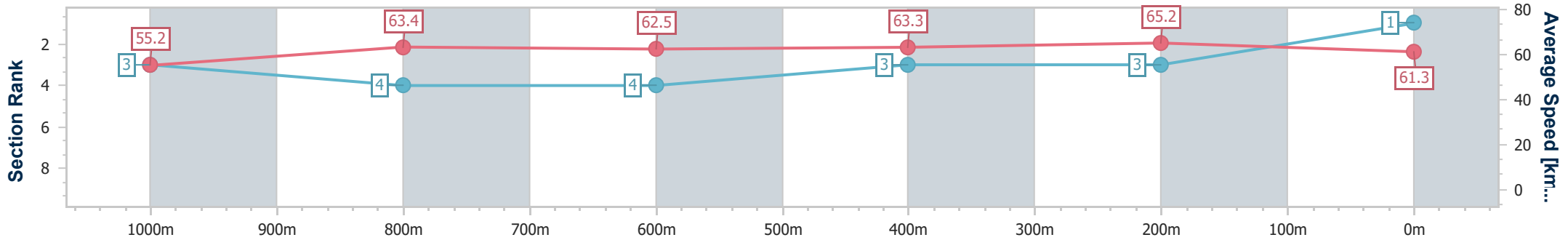


Doomben QLD Professional
Race 1: GALLOPERS SPORTS CLUB QTIS Two-Year-Old
Handicap - 1200m
01 April 2023 - 11:53
Track Rating: Soft 7, Weather: Overcast, Rail Position: +3.5m Entire Course



BRISBANE
RACING CLUB

Section	Overall	1000m	800m	600m	400m	200m
Section Times	1:10.74 [1] (0:13.04)	0:57.70 [3] (0:11.48)	0:46.22 [4] (0:11.79)	0:34.43 [4] (0:11.58)	0:22.85 [3] (0:11.09)	0:11.76 [3] (0:11.76)
Average Speed [km/h]	55.2	63.4	62.5	63.3	65.2	61.3
Top Speed [km/h]	65.9	64.6	63.6	64.8	66.7	64.1
Avg. Dist. to Rail [m]	6.5	4.6	4.4	3.2	3.6	4.9
Avg. Stride Freq. [Hz]	2.3	2.4	2.3	2.4	2.4	2.4
Avg. Stride Length [m]	6.7	7.4	7.4	7.4	7.5	7.1



- [] Ranking at each section and finish
- .-.- No data available at this section
- NA No data available



Horse/Jockey Name	Tricketeer
Final Rank	2
Fastest Section Time (Section)	0:11.16 (400m)
Top Speed [km/h] (Section)	66.7 (1000m)
Race State	Finished

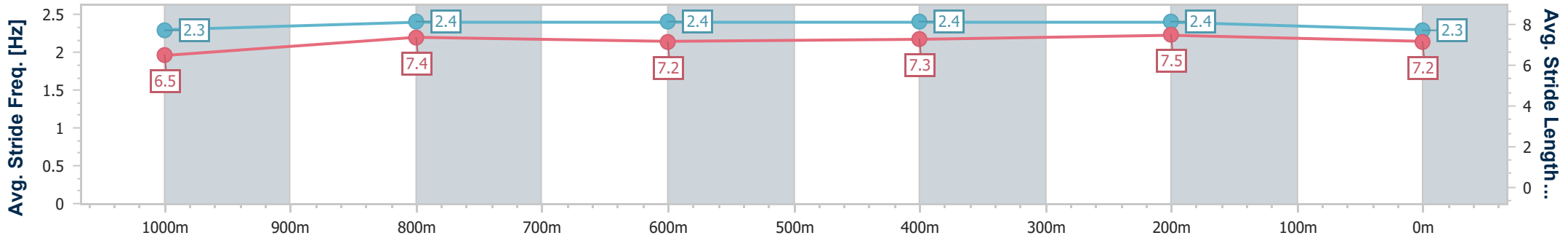
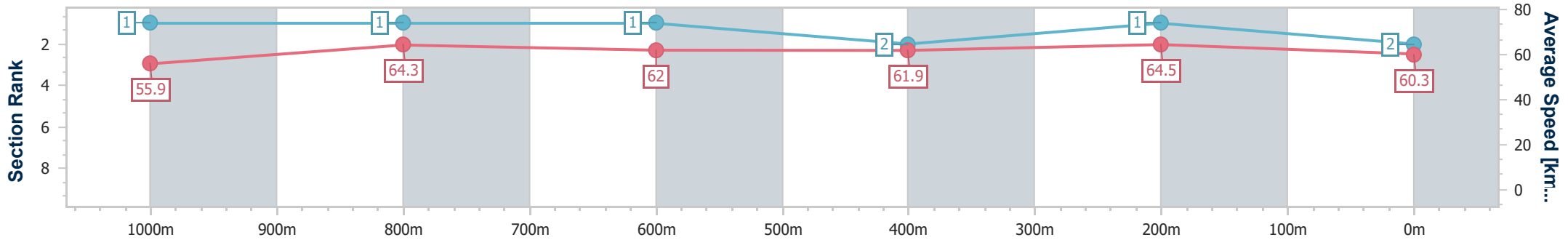


Doomben QLD Professional
Race 1: GALLOPERS SPORTS CLUB QTIS Two-Year-Old
Handicap - 1200m
01 April 2023 - 11:53
Track Rating: Soft 7, Weather: Overcast, Rail Position: +3.5m Entire
Course



BRISBANE
RACING CLUB

Section	Overall	1000m	800m	600m	400m	200m
Section Times	1:10.81 [2] (0:12.88)	0:57.93 [1] (0:11.27)	0:46.66 [1] (0:11.78)	0:34.88 [1] (0:11.77)	0:23.11 [2] (0:11.16)	0:11.95 [1] (0:11.95)
Average Speed [km/h]	55.9	64.3	62.0	61.9	64.5	60.3
Top Speed [km/h]	66.7	66.7	63.4	63.1	66.0	64.0
Avg. Dist. to Rail [m]	5.0	3.0	2.9	2.0	1.4	4.5
Avg. Stride Freq. [Hz]	2.3	2.4	2.4	2.4	2.4	2.3
Avg. Stride Length [m]	6.5	7.4	7.2	7.3	7.5	7.2



- [] Ranking at each section and finish
- .-.- No data available at this section
- NA No data available



Horse/Jockey Name	Ringer's Reward
Final Rank	3
Fastest Section Time (Section)	0:11.12 (400m)
Top Speed [km/h] (Section)	66.5 (400m)
Race State	Finished

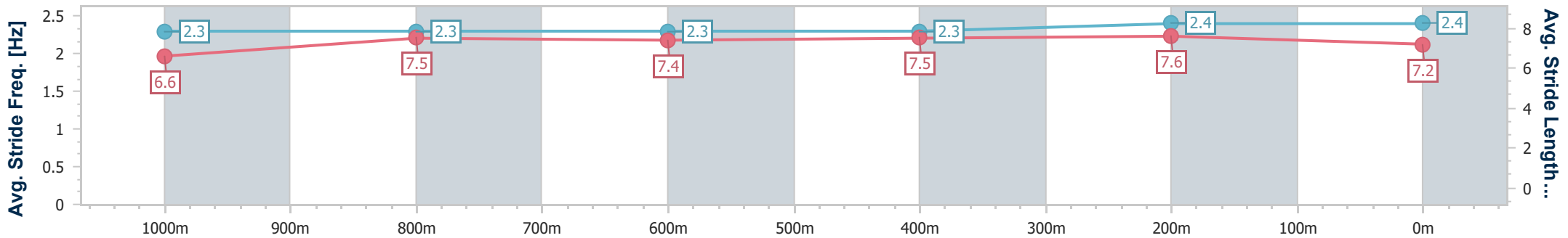
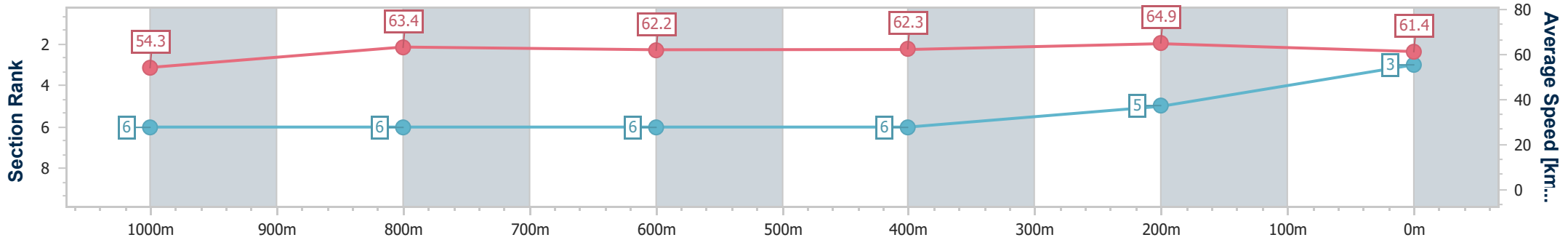


Doomben QLD Professional
Race 1: GALLOPERS SPORTS CLUB QTIS Two-Year-Old Handicap - 1200m
 01 April 2023 - 11:53
 Track Rating: Soft 7, Weather: Overcast, Rail Position: +3.5m Entire Course



BRISBANE RACING CLUB

Section	Overall	1000m	800m	600m	400m	200m								
Section Times	1:10.98 [3] (0:13.25)	0:57.73 [6] (0:11.45)	0:46.28 [6] (0:11.76)	0:34.52 [6] (0:11.66)	0:22.86 [6] (0:11.12)	0:11.74 [5] (0:11.74)								
Average Speed [km/h]	54.3	63.4	62.2	62.3	64.9	61.4								
Top Speed [km/h]	65.3	65.5	63.5	65.0	66.5	64.5								
Avg. Dist. to Rail [m]	5.4	3.4	3.0	1.8	3.1	7.5								
Avg. Stride Freq. [Hz]	2.3	2.3	2.3	2.3	2.4	2.4								
Avg. Stride Length [m]	6.6	7.5	7.4	7.5	7.6	7.2								



- [] Ranking at each section and finish
- .-.- No data available at this section
- NA No data available



Horse/Jockey Name	Zelgaria
Final Rank	4
Fastest Section Time (Section)	0:11.25 (400m)
Top Speed [km/h] (Section)	68.8 (Overall)
Race State	Finished



Doomben QLD Professional
Race 1: GALLOPERS SPORTS CLUB QTIS Two-Year-Old
Handicap - 1200m

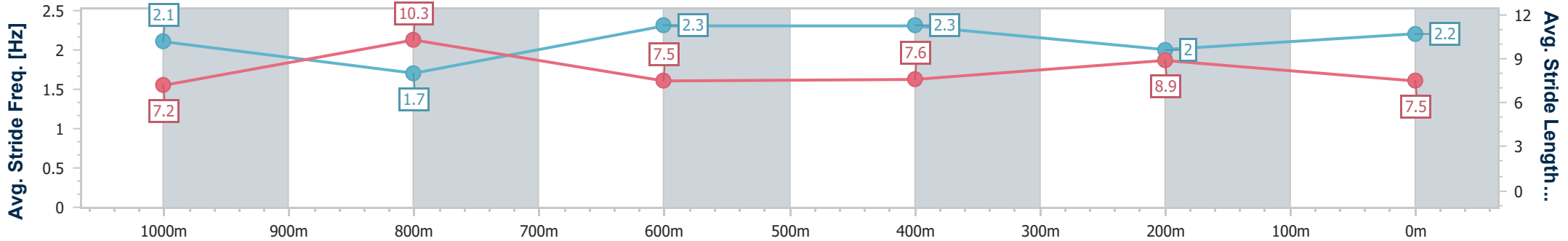
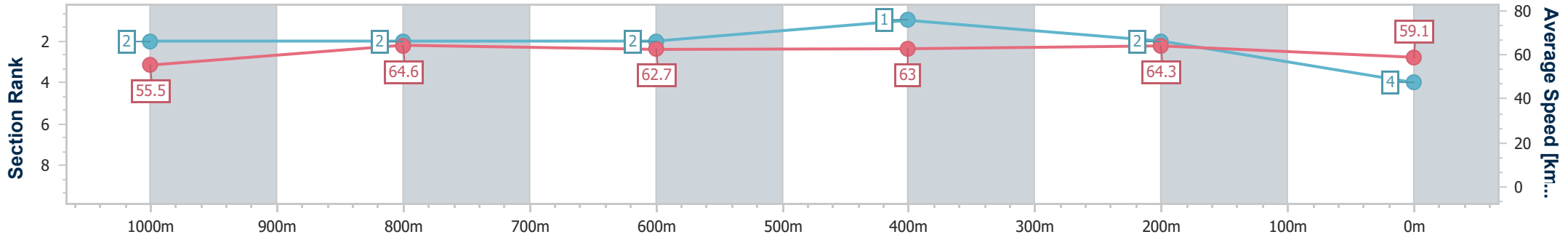


01 April 2023 - 11:53

BRISBANE RACING CLUB

Track Rating: Soft 7, Weather: Overcast, Rail Position: +3.5m Entire Course

Section	Overall	1000m	800m	600m	400m	200m								
Section Times	1:11.16 [4] (0:13.00)	0:58.16 [2] (0:11.26)	0:46.90 [2] (0:11.82)	0:35.08 [2] (0:11.66)	0:23.42 [1] (0:11.25)	0:12.17 [2] (0:12.17)								
Average Speed [km/h]	55.5	64.6	62.7	63.0	64.3	59.1								
Top Speed [km/h]	68.8	68.1	64.2	64.2	65.2	63.3								
Avg. Dist. to Rail [m]	8.4	5.5	5.1	3.4	2.5	4.3								
Avg. Stride Freq. [Hz]	2.1	1.7	2.3	2.3	2.0	2.2								
Avg. Stride Length [m]	7.2	10.3	7.5	7.6	8.9	7.5								



- [] Ranking at each section and finish
- .-.- No data available at this section
- NA No data available



Horse/Jockey Name	More Than You
Final Rank	5
Fastest Section Time (Section)	0:11.21 (400m)
Top Speed [km/h] (Section)	66.4 (1000m)
Race State	Finished

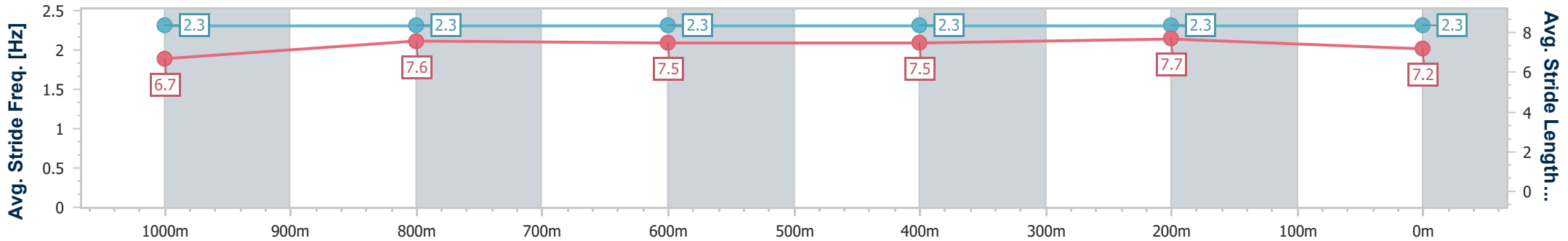
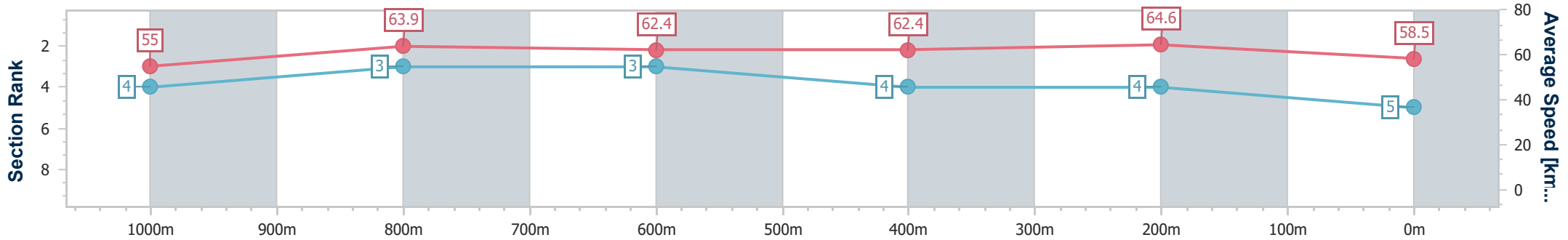


Doomben QLD Professional
Race 1: GALLOPERS SPORTS CLUB QTIS Two-Year-Old Handicap - 1200m
 01 April 2023 - 11:53
 Track Rating: Soft 7, Weather: Overcast, Rail Position: +3.5m Entire Course



BRISBANE RACING CLUB

Section	Overall	1000m	800m	600m	400m	200m								
Section Times	1:11.49 [5] (0:13.10)	0:58.39 [4] (0:11.36)	0:47.03 [3] (0:11.79)	0:35.24 [3] (0:11.74)	0:23.50 [4] (0:11.21)	0:12.29 [4] (0:12.29)								
Average Speed [km/h]	55.0	63.9	62.4	62.4	64.6	58.5								
Top Speed [km/h]	65.3	66.4	62.9	64.1	66.1	63.7								
Avg. Dist. to Rail [m]	4.1	3.5	4.1	3.2	2.8	3.7								
Avg. Stride Freq. [Hz]	2.3	2.3	2.3	2.3	2.3	2.3								
Avg. Stride Length [m]	6.7	7.6	7.5	7.5	7.7	7.2								



- [] Ranking at each section and finish
- .-.- No data available at this section
- NA No data available



Horse/Jockey Name	Alola
Final Rank	6
Fastest Section Time (Section)	0:11.20 (400m)
Top Speed [km/h] (Section)	66.6 (Overall)
Race State	Finished

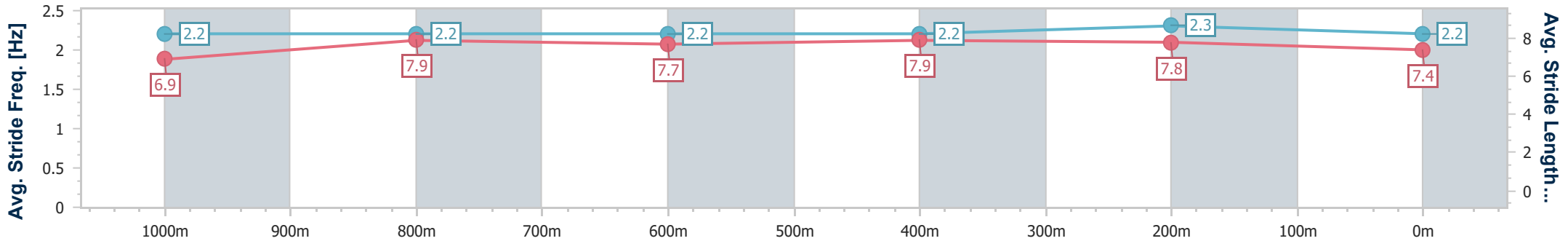
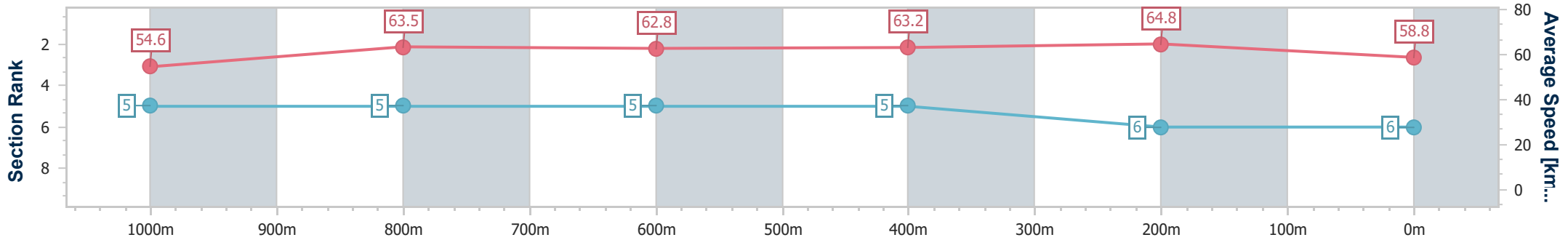


Doomben QLD Professional
Race 1: GALLOPERS SPORTS CLUB QTIS Two-Year-Old Handicap - 1200m
 01 April 2023 - 11:53
 Track Rating: Soft 7, Weather: Overcast, Rail Position: +3.5m Entire Course



BRISBANE RACING CLUB

Section	Overall	1000m	800m	600m	400m	200m
Section Times	1:11.60 [6] (0:13.18)	0:58.42 [5] (0:11.48)	0:46.94 [5] (0:11.83)	0:35.11 [5] (0:11.67)	0:23.44 [5] (0:11.20)	0:12.24 [6] (0:12.24)
Average Speed [km/h]	54.6	63.5	62.8	63.2	64.8	58.8
Top Speed [km/h]	66.6	65.9	64.0	64.3	65.8	63.4
Avg. Dist. to Rail [m]	7.1	5.4	5.7	4.4	4.4	7.0
Avg. Stride Freq. [Hz]	2.2	2.2	2.2	2.2	2.3	2.2
Avg. Stride Length [m]	6.9	7.9	7.7	7.9	7.8	7.4



- [] Ranking at each section and finish
- .-.- No data available at this section
- NA No data available