



Doomben QLD Professional

Race 9: LADBROKES MARKET CONTROL BENCHMARK 70 Handicap - 1615m

01 April 2023 - 17:02



BRISBANE
RACING CLUB

Track Rating: Soft 6, Weather: Overcast, Rail Position: +3.5m Entire Course

Section		Overall	1400m	1200m	1000m	800m	600m	400m	Last 600m				
Field Times		1:37.73 (0:14.84)	1:22.89 (0:12.01)	1:10.88 (0:11.45)	0:59.43 (0:11.54)	0:47.89 (0:12.13)	0:35.76 (0:12.06)	0:23.70 (0:11.72)	0:35.76				
Rank	TAB Horse/Jockey	Barrier	Top Speed [km/h]	Fastest Section									Distance Travelled [m]
1	15 ULTIMATE PRIDE Damien Thornton	2	67.0 200m	0:11.28 400m	1:37.73 [1] (0:15.59)	1:22.14 [7] (0:11.96)	1:10.18 [9] (0:11.70)	0:58.48 [9] (0:11.70)	0:46.78 [9] (0:12.12)	0:34.66 [10] (0:11.56)	0:23.10 [8] (0:11.28)	0:34.66	
2	4 MAGIC CONQUEROR Larry Cassidy	3	65.9 1200m	0:11.47 1200m	1:38.06 [2] (0:14.84)	1:23.22 [1] (0:12.01)	1:11.21 [1] (0:11.47)	0:59.74 [2] (0:11.63)	0:48.11 [2] (0:12.07)	0:36.04 [2] (0:12.01)	0:24.03 [1] (0:11.72)	0:36.04	-8
3	17 FINSCEAL Kyle Wilson-Taylor	8	66.6 200m	0:11.31 400m	1:38.16 [3] (0:15.78)	1:22.38 [10] (0:11.94)	1:10.44 [11] (0:11.82)	0:58.62 [11] (0:11.58)	0:47.04 [11] (0:12.09)	0:34.95 [11] (0:11.57)	0:23.38 [9] (0:11.31)	0:34.95	-1
4	9 TENZING James Orman	7	65.7 Overall	0:11.44 1000m	1:38.19 [4] (0:15.50)	1:22.69 [6] (0:11.80)	1:10.89 [7] (0:11.76)	0:59.13 [8] (0:11.44)	0:47.69 [7] (0:11.99)	0:35.70 [7] (0:11.97)	0:23.73 [7] (0:11.75)	0:35.70	-7
5	8 TELEPHONE BOOTH Angela Jones	4	66.2 200m	0:11.52 1200m	1:38.26 [5] (0:14.95)	1:23.31 [2] (0:11.91)	1:11.40 [2] (0:11.52)	0:59.88 [3] (0:11.66)	0:48.22 [4] (0:12.21)	0:36.01 [4] (0:12.08)	0:23.93 [5] (0:11.70)	0:36.01	+2
6	12 VEANDECHANCE Jim Byrne	1	64.6 Overall	0:11.49 1000m	1:38.26 [6] (0:15.16)	1:23.10 [4] (0:11.95)	1:11.15 [5] (0:11.65)	0:59.50 [5] (0:11.49)	0:48.01 [5] (0:12.00)	0:36.01 [5] (0:11.96)	0:24.05 [3] (0:11.76)	0:36.01	-8
7	5 SEMAPHORE GIRL Mark Du Plessis	11	66.7 200m	0:11.49 400m	1:38.34 [7] (0:16.12)	1:22.22 [13] (0:11.64)	1:10.58 [12] (0:11.94)	0:58.64 [12] (0:11.54)	0:47.10 [12] (0:11.98)	0:35.12 [12] (0:11.82)	0:23.30 [11] (0:11.49)	0:35.12	-6
8	7 SMOKEY DIAMOND Andrew Mallyon	5	64.9 200m	0:11.50 400m	1:38.47 [8] (0:15.33)	1:23.14 [5] (0:11.85)	1:11.29 [6] (0:11.78)	0:59.51 [7] (0:11.67)	0:47.84 [8] (0:12.24)	0:35.60 [8] (0:11.89)	0:23.71 [10] (0:11.50)	0:35.60	-8
9	2 CLYDE Marnu Potgieter	13	65.7 1400m	0:11.33 1200m	1:38.66 [9] (0:15.62)	1:23.04 [8] (0:11.47)	1:11.57 [4] (0:11.33)	1:00.24 [4] (0:11.56)	0:48.68 [3] (0:12.15)	0:36.53 [3] (0:12.13)	0:24.40 [4] (0:11.77)	0:36.53	+1
10	6 MERSEYSIDE Nikita Beriman	9	65.1 200m	0:11.37 400m	1:38.68 [10] (0:15.97)	1:22.71 [12] (0:11.99)	1:10.72 [13] (0:11.91)	0:58.81 [13] (0:11.50)	0:47.31 [13] (0:12.10)	0:35.21 [13] (0:11.77)	0:23.44 [13] (0:11.37)	0:35.21	-2

Scratched: Charge On (#1), Chasing Jackley (#3), Emmy Regina (#10), Amore Primus (#11), Vivenzo (#16)



Doomben QLD Professional
Race 9: LADBROKES MARKET CONTROL BENCHMARK 70 Handicap - 1615m
01 April 2023 - 17:02



BRISBANE
RACING CLUB

Track Rating: Soft 6, Weather: Overcast, Rail Position: +3.5m Entire Course

Section	Overall	1400m	1200m	1000m	800m	600m	400m	Last 600m
Field Times	1:37.73 (0:14.84)	1:22.89 (0:12.01)	1:10.88 (0:11.45)	0:59.43 (0:11.54)	0:47.89 (0:12.13)	0:35.76 (0:12.06)	0:23.70 (0:11.72)	0:35.76

Rank	TAB	Horse/Jockey	Barrier	Top Speed [km/h]	Fastest Section	Overall	1400m	1200m	1000m	800m	600m	400m	Last 600m	Distance Travelled [m]
11	14	TOOTS IS TOPS Melea Castle	14	65.6	0:11.41	1:38.71 [11] (0:15.71)	1:23.00 [9] (0:11.73)	1:11.27 [8] (0:11.51)	0:59.76 [6] (0:11.41)	0:48.35 [6] (0:12.11)	0:36.24 [6] (0:11.98)	0:24.26 [6] (0:11.84)	0:36.24	-2
12	13	GIVEITALLALI Rikki Jamieson	6	67.6	0:11.25	1:39.34 [12] (0:15.15)	1:24.19 [3] (0:11.90)	1:12.29 [3] (0:11.25)	1:01.04 [1] (0:11.54)	0:49.50 [1] (0:12.13)	0:37.37 [1] (0:12.10)	0:25.27 [2] (0:12.15)	0:37.37	-2
13	19	POINT THE WAGON Tegan Harrison	15	63.9	0:11.45	1:39.39 [13] (0:16.36)	1:23.03 [14] (0:11.91)	1:11.12 [14] (0:12.17)	0:58.95 [14] (0:11.45)	0:47.50 [14] (0:11.89)	0:35.61 [14] (0:11.75)	0:23.86 [14] (0:11.73)	0:35.61	-1
14	18	FLYBRIDGE Sean Cormack	10	63.5	0:11.53	1:45.03 [14] (0:15.81)	1:29.22 [11] (0:11.75)	1:17.47 [10] (0:11.88)	1:05.59 [10] (0:11.53)	0:54.06 [10] (0:12.02)	0:42.04 [9] (0:12.14)	0:29.90 [12] (0:13.09)	0:42.04	-8

Scratched: Charge On (#1), Chasing Jackley (#3), Emmy Regina (#10), Amore Primus (#11), Vincenzo (#16)



Doomben QLD Professional
Race 9: LADBROKES MARKET CONTROL BENCHMARK 70 Handicap - 1615m
01 April 2023 - 17:02



Track Rating: Soft 6, Weather: Overcast, Rail Position: +3.5m Entire Course

Section				200m				Last 600m	
Field Times				0:11.98 (0:11.98)				0:35.76	
Rank	TAB	Horse/Jockey	Barrier	Top Speed [km/h]	Fastest Section	Margin			Distance Travelled [m]
1	15	ULTIMATE PRIDE Damien Thornton	2	67.0 200m	0:11.28 400m (0:11.82)	0:11.82 [2]	1:37.73		0:34.66
2	4	MAGIC CONQUEROR Larry Cassidy	3	65.9 1200m	0:11.47 1200m (0:12.31)	0:12.31 [1]	1.96L		0:36.04 -8
3	17	FINSCEAL Kyle Wilson-Taylor	8	66.6 200m	0:11.31 400m (0:12.07)	0:12.07 [6]	2.53L		0:34.95 -1
4	9	TENZING James Orman	7	65.7 Overall	0:11.44 1000m (0:11.98)	0:11.98 [8]	2.71L		0:35.70 -7
5	8	TELEPHONE BOOTH Angela Jones	4	66.2 200m	0:11.52 1200m (0:12.23)	0:12.23 [5]	3.15L		0:36.01 +2
6	12	VEANDECHANCE Jim Byrne	1	64.6 Overall	0:11.49 1000m (0:12.29)	0:12.29 [3]	3.16L		0:36.01 -8
7	5	SEMAPHORE GIRL Mark Du Plessis	11	66.7 200m	0:11.49 400m (0:11.81)	0:11.81 [12]	3.61L		0:35.12 -6
8	7	SMOKEY DIAMOND Andrew Mallyon	5	64.9 200m	0:11.50 400m (0:12.21)	0:12.21 [10]	4.37L		0:35.60 -8
9	2	CLYDE Marnu Potgieter	13	65.7 1400m	0:11.33 1200m (0:12.63)	0:12.63 [4]	5.51L		0:36.53 +1
10	6	MERSEYSIDE Nikita Beriman	9	65.1 200m	0:11.37 400m (0:12.07)	0:12.07 [11]	5.62L		0:35.21 -2

Scratched: Charge On (#1), Chasing Jackley (#3), Emmy Regina (#10), Amore Primus (#11), Vivenzo (#16)

[] Ranking at each section and finish
 -:-:- No data available at this section
 NA No data available

SCN Saddle cloth number
 DNF Did not finish
 DNT Did not track



Doomben QLD Professional
Race 9: LADBROKES MARKET CONTROL BENCHMARK 70 Handicap - 1615m
01 April 2023 - 17:02



Track Rating: Soft 6, Weather: Overcast, Rail Position: +3.5m Entire Course

Section				200m				Last 600m	
Field Times				0:11.98 (0:11.98)				0:35.76	
Rank	TAB Horse/Jockey	Barrier	Top Speed [km/h]	Fastest Section	Margin				Distance Travelled [m]
11	14 TOOTS IS TOPS Melea Castle	14	65.6 1000m	0:11.41 1000m	0:12.42 [9] (0:12.42)	5.77L		0:36.24	-2
12	13 GIVEITALLALI Rikki Jamieson	6	67.6 1000m	0:11.25 1200m	0:13.12 [7] (0:13.12)	9.47L		0:37.37	-2
13	19 POINT THE WAGON Tegan Harrison	15	63.9 1000m	0:11.45 1000m	0:12.13 [13] (0:12.13)	9.8L		0:35.61	-1
14	18 FLYBRIDGE Sean Cormack	10	63.5 1400m	0:11.53 1000m	0:16.81 [14] (0:16.81)	42.95L		0:42.04	-8

Scratched: Charge On (#1), Chasing Jackley (#3), Emmy Regina (#10), Amore Primus (#11), Vivenzo (#16)



Horse/Jockey Name	Ultimate Pride
Final Rank	1
Fastest Section Time (Section)	0:11.28 (400m)
Top Speed [km/h] (Section)	67.0 (200m)
Race State	Finished

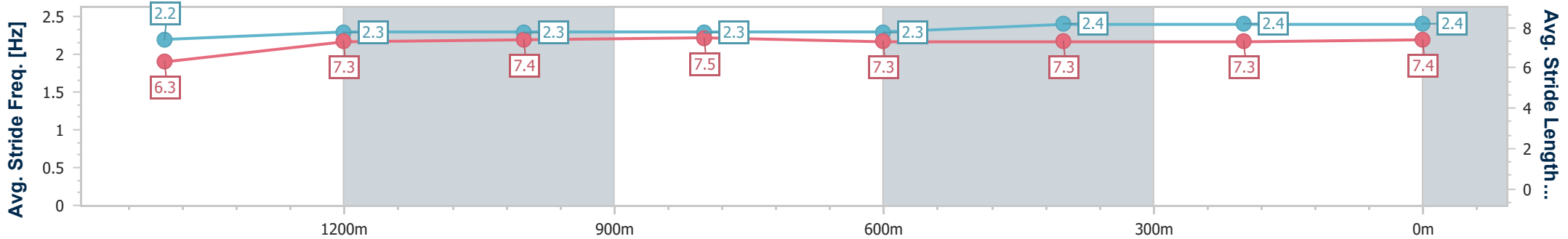
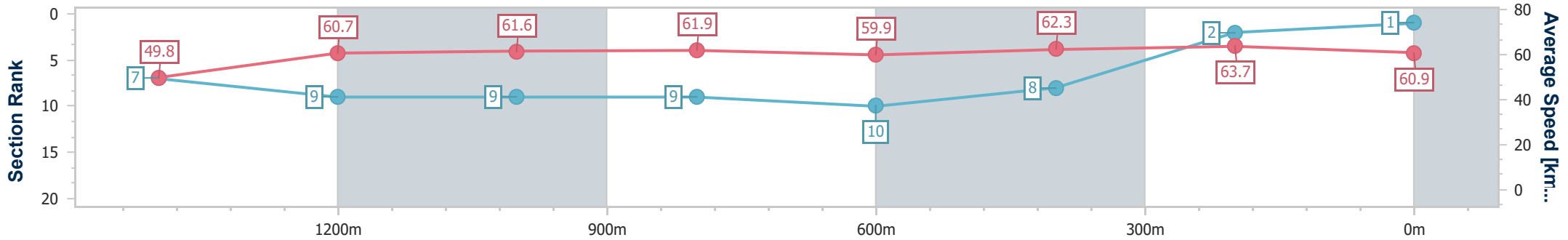


Doomben QLD Professional
Race 9: LADBROKES MARKET CONTROL BENCHMARK 70
 Handicap - 1615m
 01 April 2023 - 17:02
 Track Rating: Soft 6, Weather: Overcast, Rail Position: +3.5m Entire Course



BRISBANE
RACING CLUB

Section	Overall	1400m	1200m	1000m	800m	600m	400m	200m						
Section Times	1:37.73 [1] (0:15.59)	1:22.14 [7] (0:11.96)	1:10.18 [9] (0:11.70)	0:58.48 [9] (0:11.70)	0:46.78 [9] (0:12.12)	0:34.66 [10] (0:11.56)	0:23.10 [8] (0:11.28)	0:11.82 [2] (0:11.82)						
Average Speed [km/h]	49.8	60.7	61.6	61.9	59.9	62.3	63.7	60.9						
Top Speed [km/h]	60.0	62.2	63.0	63.1	62.4	63.5	65.3	67.0						
Avg. Dist. to Rail [m]	0.8	1.6	3.4	3.0	1.3	0.5	1.9	3.3						
Avg. Stride Freq. [Hz]	2.2	2.3	2.3	2.3	2.3	2.4	2.4	2.4						
Avg. Stride Length [m]	6.3	7.3	7.4	7.5	7.3	7.3	7.3	7.4						



- [] Ranking at each section and finish
- .-.- No data available at this section
- NA No data available



Horse/Jockey Name	Magic Conqueror
Final Rank	2
Fastest Section Time (Section)	0:11.47 (1200m)
Top Speed [km/h] (Section)	65.9 (1200m)
Race State	Finished

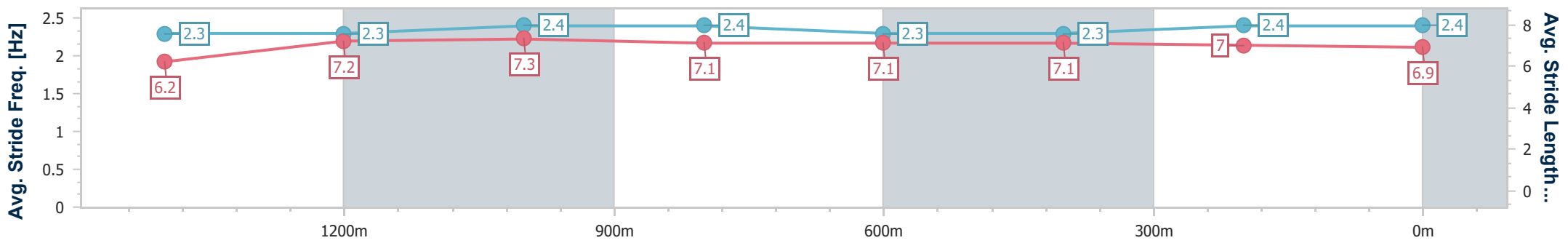
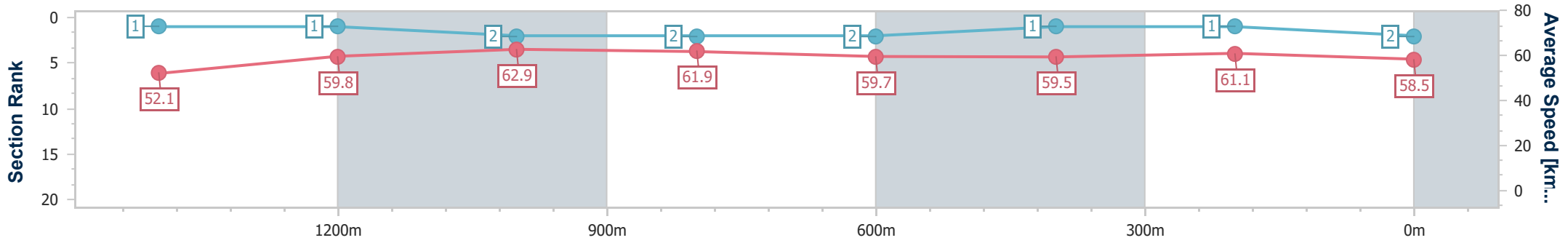


Doomben QLD Professional
 Race 9: LADBROKES MARKET CONTROL BENCHMARK 70
 Handicap - 1615m
 01 April 2023 - 17:02
 Track Rating: Soft 6, Weather: Overcast, Rail Position: +3.5m Entire Course



BRISBANE RACING CLUB

Section	Overall	1400m	1200m	1000m	800m	600m	400m	200m						
Section Times	1:38.06 [2] (0:14.84)	1:23.22 [1] (0:12.01)	1:11.21 [1] (0:11.47)	0:59.74 [2] (0:11.63)	0:48.11 [2] (0:12.07)	0:36.04 [2] (0:12.01)	0:24.03 [1] (0:11.72)	0:12.31 [1] (0:12.31)						
Average Speed [km/h]	52.1	59.8	62.9	61.9	59.7	59.5	61.1	58.5						
Top Speed [km/h]	63.9	62.5	65.9	64.9	60.7	60.7	62.5	63.5						
Avg. Dist. to Rail [m]	1.0	0.4	0.4	0.5	0.4	1.1	2.1	0.7						
Avg. Stride Freq. [Hz]	2.3	2.3	2.4	2.4	2.3	2.3	2.4	2.4						
Avg. Stride Length [m]	6.2	7.2	7.3	7.1	7.1	7.1	7.0	6.9						



- [] Ranking at each section and finish
- .-.- No data available at this section
- NA No data available



Horse/Jockey Name	Finsceal
Final Rank	3
Fastest Section Time (Section)	0:11.31 (400m)
Top Speed [km/h] (Section)	66.6 (200m)
Race State	Finished

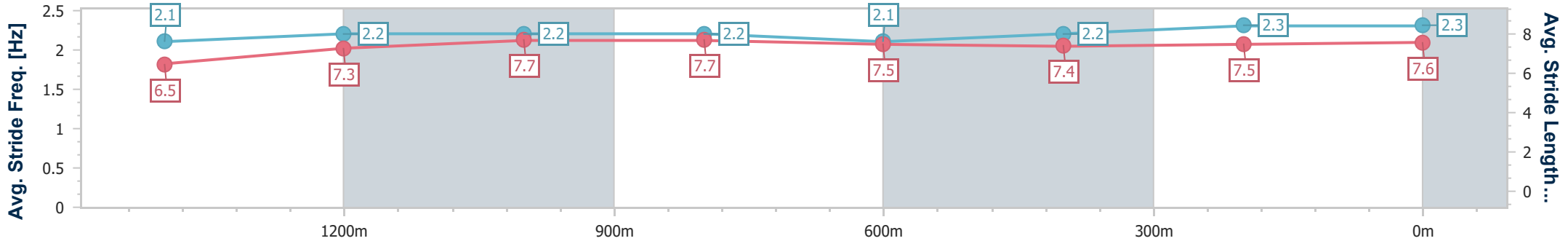
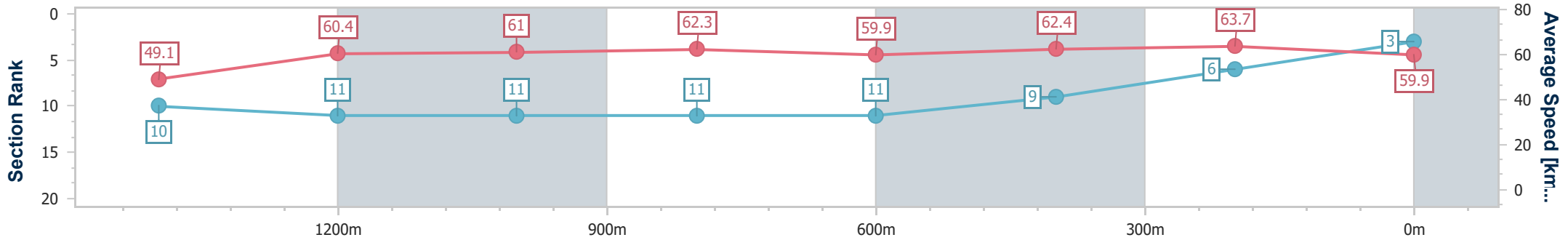


Doomben QLD Professional
Race 9: LADBROKES MARKET CONTROL BENCHMARK 70
 Handicap - 1615m
 01 April 2023 - 17:02
 Track Rating: Soft 6, Weather: Overcast, Rail Position: +3.5m Entire Course



BRISBANE
RACING CLUB

Section	Overall	1400m	1200m	1000m	800m	600m	400m	200m						
Section Times	1:38.16 [3] (0:15.78)	1:22.38 [10] (0:11.94)	1:10.44 [11] (0:11.82)	0:58.62 [11] (0:11.58)	0:47.04 [11] (0:12.09)	0:34.95 [11] (0:11.57)	0:23.38 [9] (0:11.31)	0:12.07 [6] (0:12.07)						
Average Speed [km/h]	49.1	60.4	61.0	62.3	59.9	62.4	63.7	59.9						
Top Speed [km/h]	62.8	61.6	62.8	63.3	61.5	63.6	64.5	66.6						
Avg. Dist. to Rail [m]	3.4	0.7	1.6	1.4	0.7	0.5	3.1	5.1						
Avg. Stride Freq. [Hz]	2.1	2.2	2.2	2.2	2.1	2.2	2.3	2.3						
Avg. Stride Length [m]	6.5	7.3	7.7	7.7	7.5	7.4	7.5	7.6						



- [] Ranking at each section and finish
- .-.- No data available at this section
- NA No data available



Horse/Jockey Name	Tenzing
Final Rank	4
Fastest Section Time (Section)	0:11.44 (1000m)
Top Speed [km/h] (Section)	65.7 (Overall)
Race State	Finished

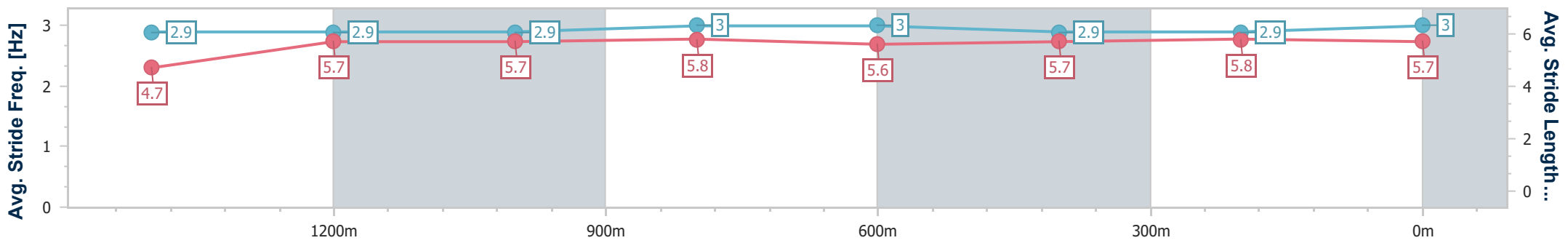
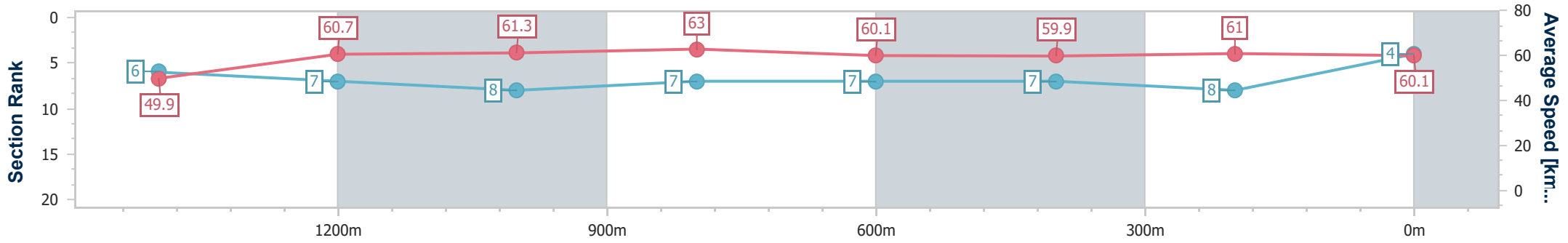


Doomben QLD Professional
Race 9: LADBROKES MARKET CONTROL BENCHMARK 70
Handicap - 1615m
 01 April 2023 - 17:02
 Track Rating: Soft 6, Weather: Overcast, Rail Position: +3.5m Entire Course



BRISBANE RACING CLUB

Section	Overall	1400m	1200m	1000m	800m	600m	400m	200m						
Section Times	1:38.19 [4] (0:15.50)	1:22.69 [6] (0:11.80)	1:10.89 [7] (0:11.76)	0:59.13 [8] (0:11.44)	0:47.69 [7] (0:11.99)	0:35.70 [7] (0:11.97)	0:23.73 [7] (0:11.75)	0:11.98 [8] (0:11.98)						
Average Speed [km/h]	49.9	60.7	61.3	63.0	60.1	59.9	61.0	60.1						
Top Speed [km/h]	65.7	63.0	63.1	64.3	61.5	62.5	62.6	64.7						
Avg. Dist. to Rail [m]	3.3	0.5	0.4	0.4	0.3	0.9	1.5	2.5						
Avg. Stride Freq. [Hz]	2.9	2.9	2.9	3.0	3.0	2.9	2.9	3.0						
Avg. Stride Length [m]	4.7	5.7	5.7	5.8	5.6	5.7	5.8	5.7						



- [] Ranking at each section and finish
- .-.- No data available at this section
- NA No data available



Horse/Jockey Name	Telephone Booth
Final Rank	5
Fastest Section Time (Section)	0:11.52 (1200m)
Top Speed [km/h] (Section)	66.2 (200m)
Race State	Finished

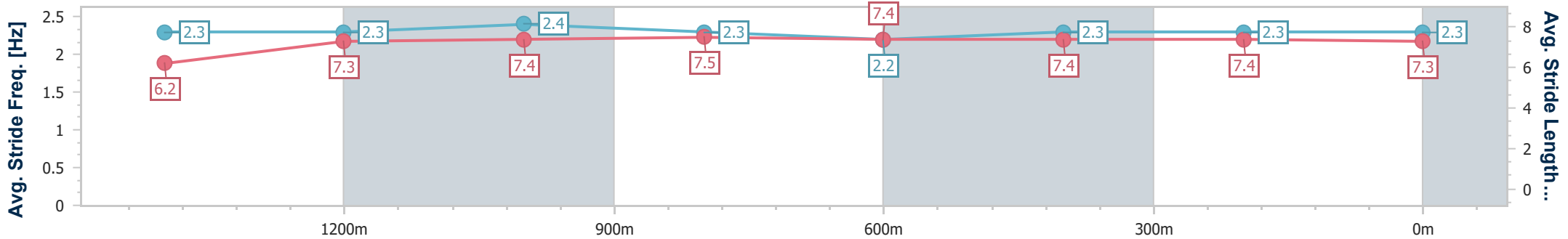
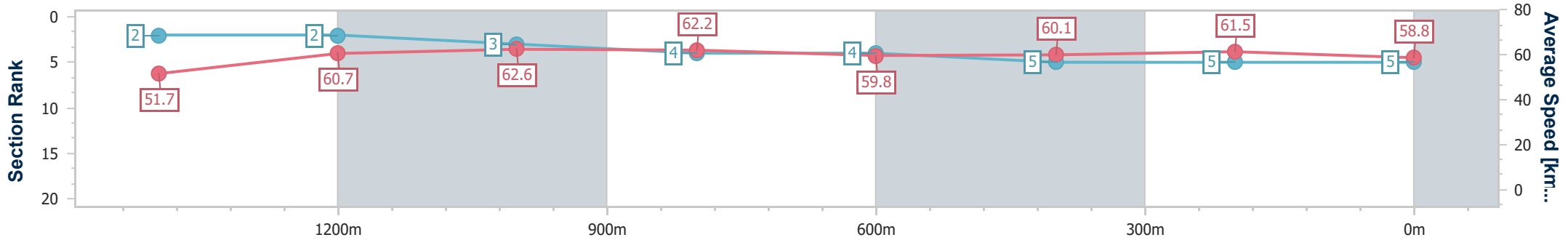


Doomben QLD Professional
Race 9: LADBROKES MARKET CONTROL BENCHMARK 70
 Handicap - 1615m
 01 April 2023 - 17:02
 Track Rating: Soft 6, Weather: Overcast, Rail Position: +3.5m Entire Course



BRISBANE
RACING CLUB

Section	Overall	1400m	1200m	1000m	800m	600m	400m	200m						
Section Times	1:38.26 [5] (0:14.95)	1:23.31 [2] (0:11.91)	1:11.40 [2] (0:11.52)	0:59.88 [3] (0:11.66)	0:48.22 [4] (0:12.21)	0:36.01 [4] (0:12.08)	0:23.93 [5] (0:11.70)	0:12.23 [5] (0:12.23)						
Average Speed [km/h]	51.7	60.7	62.6	62.2	59.8	60.1	61.5	58.8						
Top Speed [km/h]	63.5	64.5	64.7	64.4	60.8	61.2	62.2	66.2						
Avg. Dist. to Rail [m]	1.4	0.8	2.2	2.8	3.0	1.1	0.9	2.0						
Avg. Stride Freq. [Hz]	2.3	2.3	2.4	2.3	2.2	2.3	2.3	2.3						
Avg. Stride Length [m]	6.2	7.3	7.4	7.5	7.4	7.4	7.4	7.3						



- [] Ranking at each section and finish
- .-.- No data available at this section
- NA No data available



Horse/Jockey Name	Veandechance
Final Rank	6
Fastest Section Time (Section)	0:11.49 (1000m)
Top Speed [km/h] (Section)	64.6 (Overall)
Race State	Finished

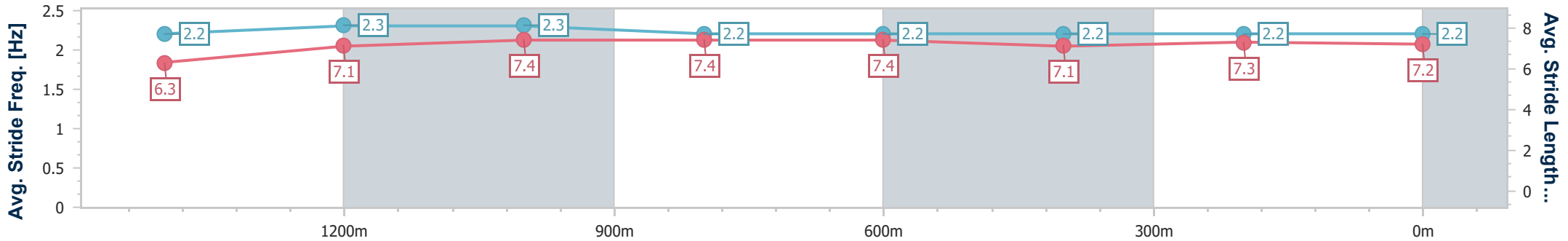
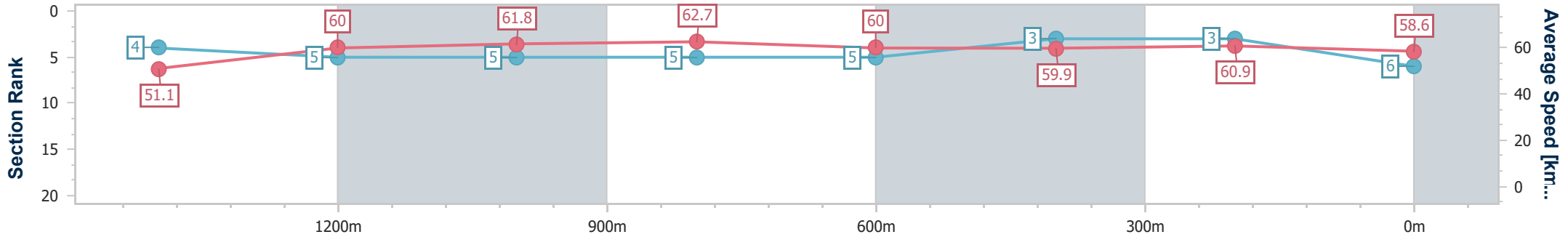


Doomben QLD Professional
 Race 9: LADBROKES MARKET CONTROL BENCHMARK 70
 Handicap - 1615m
 01 April 2023 - 17:02
 Track Rating: Soft 6, Weather: Overcast, Rail Position: +3.5m Entire Course



BRISBANE RACING CLUB

Section	Overall	1400m	1200m	1000m	800m	600m	400m	200m
Section Times	1:38.26 [6] (0:15.16)	1:23.10 [4] (0:11.95)	1:11.15 [5] (0:11.65)	0:59.50 [5] (0:11.49)	0:48.01 [5] (0:12.00)	0:36.01 [5] (0:11.96)	0:24.05 [3] (0:11.76)	0:12.29 [3] (0:12.29)
Average Speed [km/h]	51.1	60.0	61.8	62.7	60.0	59.9	60.9	58.6
Top Speed [km/h]	64.6	62.0	63.7	63.7	61.3	61.2	62.0	61.4
Avg. Dist. to Rail [m]	1.4	0.5	0.5	0.6	0.2	1.1	1.4	0.5
Avg. Stride Freq. [Hz]	2.2	2.3	2.3	2.2	2.2	2.2	2.2	2.2
Avg. Stride Length [m]	6.3	7.1	7.4	7.4	7.4	7.1	7.3	7.2



- [] Ranking at each section and finish
- .-.- No data available at this section
- NA No data available



Horse/Jockey Name	Semaphore Girl
Final Rank	7
Fastest Section Time (Section)	0:11.49 (400m)
Top Speed [km/h] (Section)	66.7 (200m)
Race State	Finished

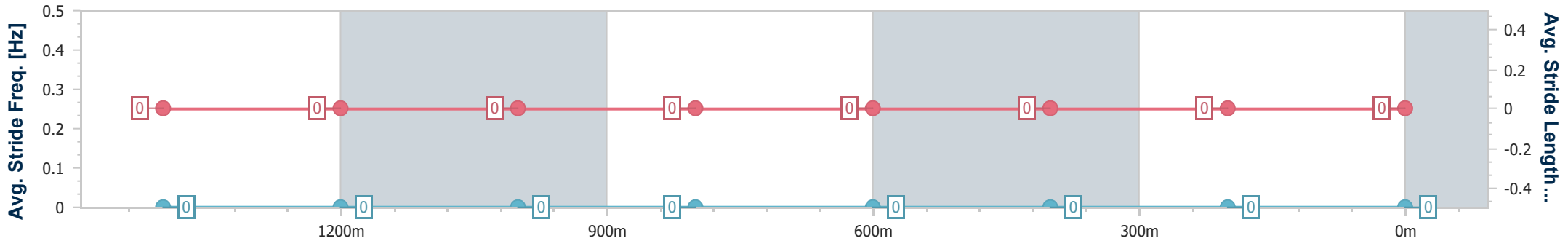
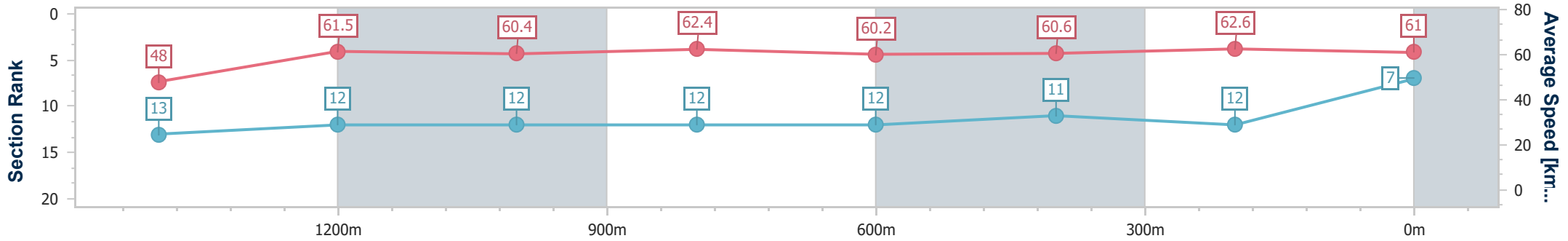


Doomben QLD Professional
Race 9: LADBROKES MARKET CONTROL BENCHMARK 70
Handicap - 1615m
01 April 2023 - 17:02
Track Rating: Soft 6, Weather: Overcast, Rail Position: +3.5m Entire Course



BRISBANE RACING CLUB

Section	Overall	1400m	1200m	1000m	800m	600m	400m	200m						
Section Times	1:38.34 [7] (0:16.12)	1:22.22 [13] (0:11.64)	1:10.58 [12] (0:11.94)	0:58.64 [12] (0:11.54)	0:47.10 [12] (0:11.98)	0:35.12 [12] (0:11.82)	0:23.30 [11] (0:11.49)	0:11.81 [12] (0:11.81)						
Average Speed [km/h]	48.0	61.5	60.4	62.4	60.2	60.6	62.6	61.0						
Top Speed [km/h]	62.2	62.9	62.5	63.1	62.3	62.2	64.0	66.7						
Avg. Dist. to Rail [m]	4.9	0.8	0.7	0.7	0.4	0.8	2.9	6.2						
Avg. Stride Freq. [Hz]	--	--	--	--	--	--	--	--						
Avg. Stride Length [m]	--	--	--	--	--	--	--	--						



- [] Ranking at each section and finish
- No data available at this section
- NA No data available



Horse/Jockey Name	Smokey Diamond
Final Rank	8
Fastest Section Time (Section)	0:11.50 (400m)
Top Speed [km/h] (Section)	64.9 (200m)
Race State	Finished

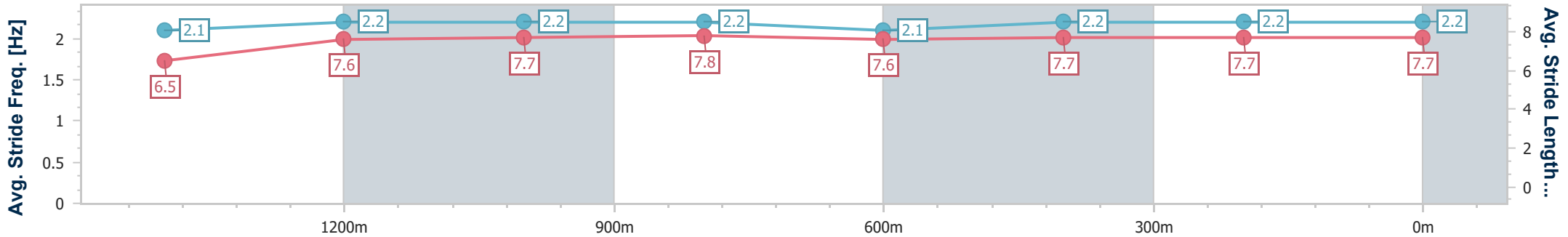
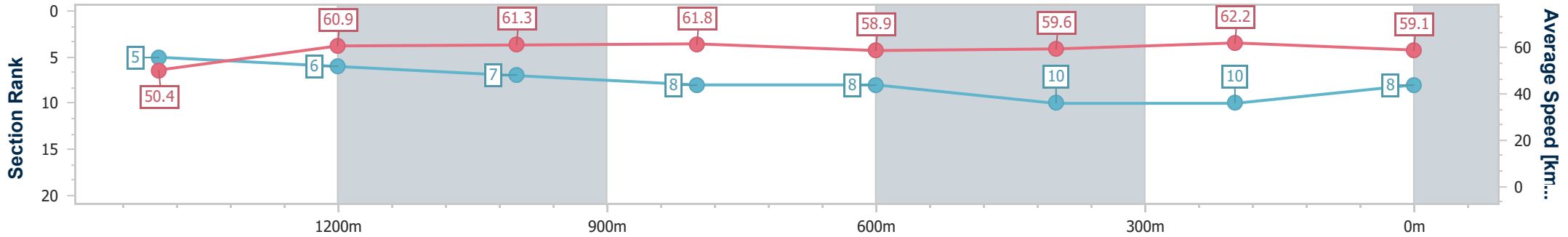


Doomben QLD Professional
 Race 9: LADBROKES MARKET CONTROL BENCHMARK 70
 Handicap - 1615m
 01 April 2023 - 17:02
 Track Rating: Soft 6, Weather: Overcast, Rail Position: +3.5m Entire Course



BRISBANE RACING CLUB

Section	Overall	1400m	1200m	1000m	800m	600m	400m	200m
Section Times	1:38.47 [8] (0:15.33)	1:23.14 [5] (0:11.85)	1:11.29 [6] (0:11.78)	0:59.51 [7] (0:11.67)	0:47.84 [8] (0:12.24)	0:35.60 [8] (0:11.89)	0:23.71 [10] (0:11.50)	0:12.21 [10] (0:12.21)
Average Speed [km/h]	50.4	60.9	61.3	61.8	58.9	59.6	62.2	59.1
Top Speed [km/h]	61.6	62.7	62.5	63.3	60.6	60.5	63.8	64.9
Avg. Dist. to Rail [m]	2.1	0.6	1.5	1.2	0.5	2.3	1.9	3.5
Avg. Stride Freq. [Hz]	2.1	2.2	2.2	2.2	2.1	2.2	2.2	2.2
Avg. Stride Length [m]	6.5	7.6	7.7	7.8	7.6	7.7	7.7	7.7



- [] Ranking at each section and finish
- .-.- No data available at this section
- NA No data available



Horse/Jockey Name	Clyde
Final Rank	9
Fastest Section Time (Section)	0:11.33 (1200m)
Top Speed [km/h] (Section)	65.7 (1400m)
Race State	Finished

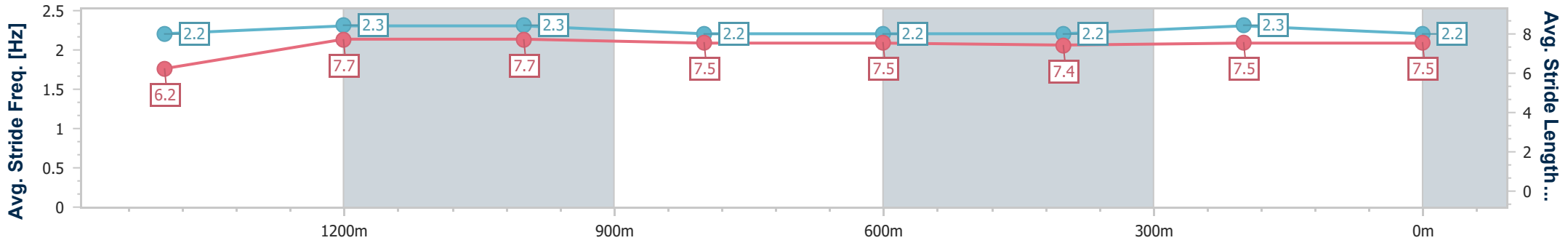
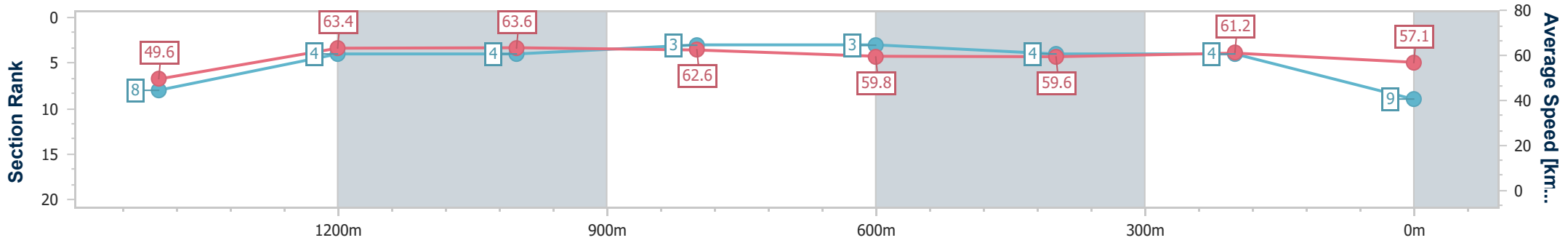


Doomben QLD Professional
 Race 9: LADBROKES MARKET CONTROL BENCHMARK 70
 Handicap - 1615m
 01 April 2023 - 17:02
 Track Rating: Soft 6, Weather: Overcast, Rail Position: +3.5m Entire Course



BRISBANE
 RACING CLUB

Section	Overall	1400m	1200m	1000m	800m	600m	400m	200m					
Section Times	1:38.66 [9] (0:15.62)	1:23.04 [8] (0:11.47)	1:11.57 [4] (0:11.33)	1:00.24 [4] (0:11.56)	0:48.68 [3] (0:12.15)	0:36.53 [3] (0:12.13)	0:24.40 [4] (0:11.77)	0:12.63 [4] (0:12.63)					
Average Speed [km/h]	49.6	63.4	63.6	62.6	59.8	59.6	61.2	57.1					
Top Speed [km/h]	64.8	65.7	64.5	65.2	60.4	60.8	62.5	64.6					
Avg. Dist. to Rail [m]	6.3	1.4	3.0	2.3	1.7	0.5	1.4	3.9					
Avg. Stride Freq. [Hz]	2.2	2.3	2.3	2.2	2.2	2.2	2.3	2.2					
Avg. Stride Length [m]	6.2	7.7	7.7	7.5	7.5	7.4	7.5	7.5					



- [] Ranking at each section and finish
- .-.- No data available at this section
- NA No data available



Horse/Jockey Name	Merseyside
Final Rank	10
Fastest Section Time (Section)	0:11.37 (400m)
Top Speed [km/h] (Section)	65.1 (200m)
Race State	Finished

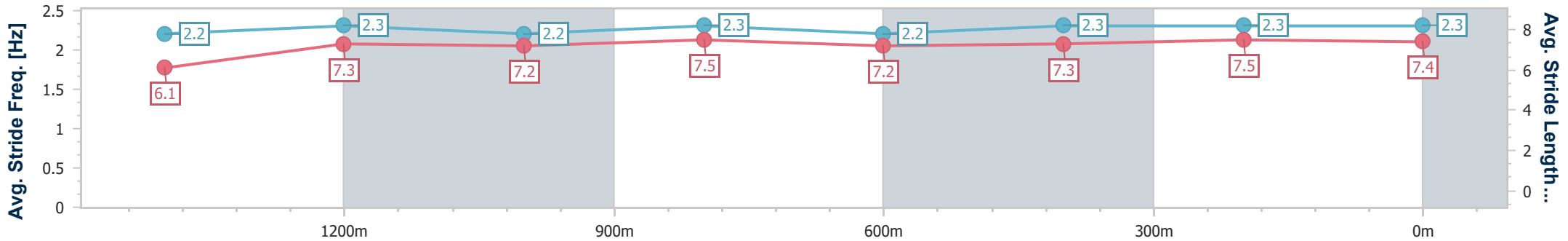
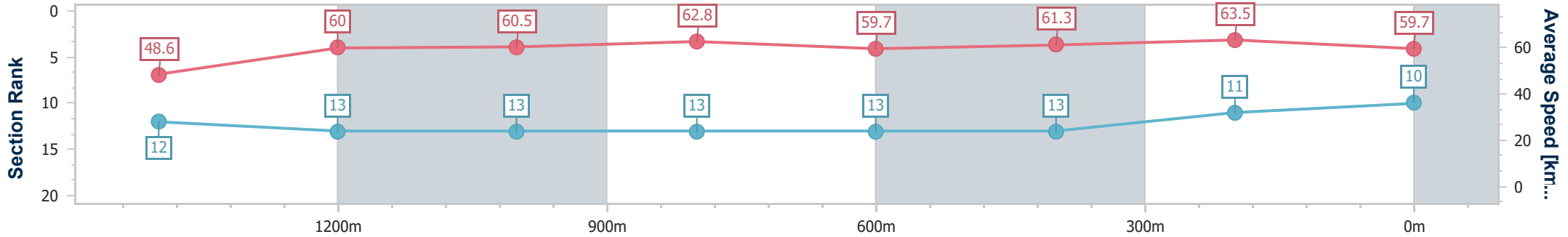


Doomben QLD Professional
Race 9: LADBROKES MARKET CONTROL BENCHMARK 70
Handicap - 1615m
 01 April 2023 - 17:02
 Track Rating: Soft 6, Weather: Overcast, Rail Position: +3.5m Entire Course



BRISBANE RACING CLUB

Section	Overall	1400m	1200m	1000m	800m	600m	400m	200m						
Section Times	1:38.68 [10] (0:15.97)	1:22.71 [12] (0:11.99)	1:10.72 [13] (0:11.91)	0:58.81 [13] (0:11.50)	0:47.31 [13] (0:12.10)	0:35.21 [13] (0:11.77)	0:23.44 [13] (0:11.37)	0:12.07 [11] (0:12.07)						
Average Speed [km/h]	48.6	60.0	60.5	62.8	59.7	61.3	63.5	59.7						
Top Speed [km/h]	61.2	61.6	63.0	63.4	61.6	63.0	64.3	65.1						
Avg. Dist. to Rail [m]	4.1	0.2	1.5	1.4	0.6	0.3	2.8	5.7						
Avg. Stride Freq. [Hz]	2.2	2.3	2.2	2.3	2.2	2.3	2.3	2.3						
Avg. Stride Length [m]	6.1	7.3	7.2	7.5	7.2	7.3	7.5	7.4						



- [] Ranking at each section and finish
- .-.- No data available at this section
- NA No data available



Horse/Jockey Name	Toots Is Tops
Final Rank	11
Fastest Section Time (Section)	0:11.41 (1000m)
Top Speed [km/h] (Section)	65.6 (1000m)
Race State	Finished

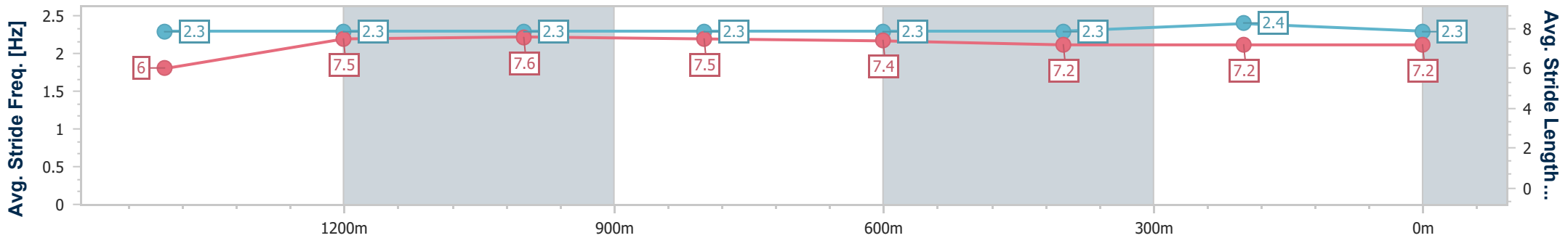
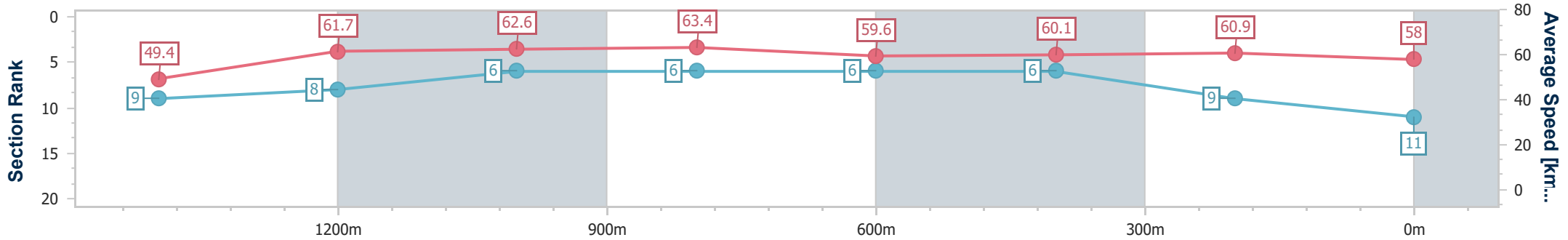


Doomben QLD Professional
 Race 9: LADBROKES MARKET CONTROL BENCHMARK 70
 Handicap - 1615m
 01 April 2023 - 17:02
 Track Rating: Soft 6, Weather: Overcast, Rail Position: +3.5m Entire Course



BRISBANE RACING CLUB

Section	Overall	1400m	1200m	1000m	800m	600m	400m	200m						
Section Times	1:38.71 [11] (0:15.71)	1:23.00 [9] (0:11.73)	1:11.27 [8] (0:11.51)	0:59.76 [6] (0:11.41)	0:48.35 [6] (0:12.11)	0:36.24 [6] (0:11.98)	0:24.26 [6] (0:11.84)	0:12.42 [9] (0:12.42)						
Average Speed [km/h]	49.4	61.7	62.6	63.4	59.6	60.1	60.9	58.0						
Top Speed [km/h]	62.4	62.8	64.5	65.6	60.7	62.3	62.4	63.8						
Avg. Dist. to Rail [m]	5.4	1.0	2.5	1.9	0.5	0.3	0.9	2.5						
Avg. Stride Freq. [Hz]	2.3	2.3	2.3	2.3	2.3	2.3	2.4	2.3						
Avg. Stride Length [m]	6.0	7.5	7.6	7.5	7.4	7.2	7.2	7.2						



- [] Ranking at each section and finish
- .-.- No data available at this section
- NA No data available



Horse/Jockey Name	Giveitallali
Final Rank	12
Fastest Section Time (Section)	0:11.25 (1200m)
Top Speed [km/h] (Section)	67.6 (1000m)
Race State	Finished

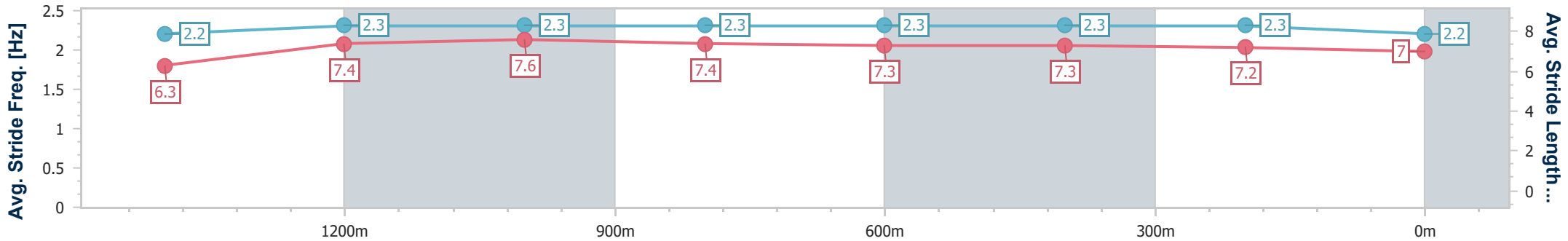
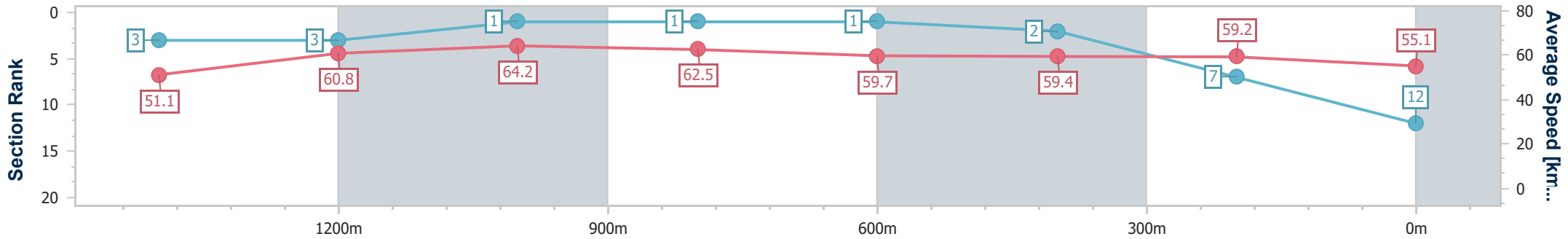


Doomben QLD Professional
 Race 9: LADBROKES MARKET CONTROL BENCHMARK 70
 Handicap - 1615m
 01 April 2023 - 17:02
 Track Rating: Soft 6, Weather: Overcast, Rail Position: +3.5m Entire Course



BRISBANE RACING CLUB

Section	Overall	1400m	1200m	1000m	800m	600m	400m	200m						
Section Times	1:39.34 [12] (0:15.15)	1:24.19 [3] (0:11.90)	1:12.29 [3] (0:11.25)	1:01.04 [1] (0:11.54)	0:49.50 [1] (0:12.13)	0:37.37 [1] (0:12.10)	0:25.27 [2] (0:12.15)	0:13.12 [7] (0:13.12)						
Average Speed [km/h]	51.1	60.8	64.2	62.5	59.7	59.4	59.2	55.1						
Top Speed [km/h]	65.0	64.4	66.4	67.6	60.5	59.7	60.3	62.6						
Avg. Dist. to Rail [m]	2.4	0.9	2.6	1.6	1.2	0.5	0.9	1.1						
Avg. Stride Freq. [Hz]	2.2	2.3	2.3	2.3	2.3	2.3	2.3	2.2						
Avg. Stride Length [m]	6.3	7.4	7.6	7.4	7.3	7.3	7.2	7.0						



- [] Ranking at each section and finish
- .-.- No data available at this section
- NA No data available



Horse/Jockey Name	Point The Wagon
Final Rank	13
Fastest Section Time (Section)	0:11.45 (1000m)
Top Speed [km/h] (Section)	63.9 (1000m)
Race State	Finished

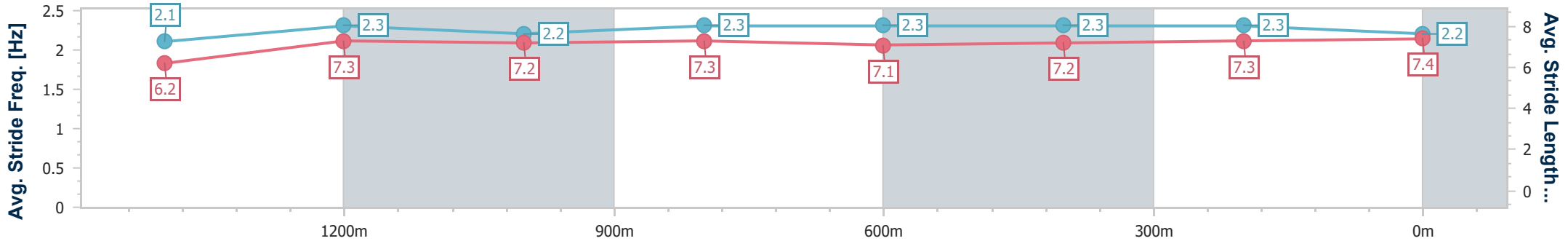
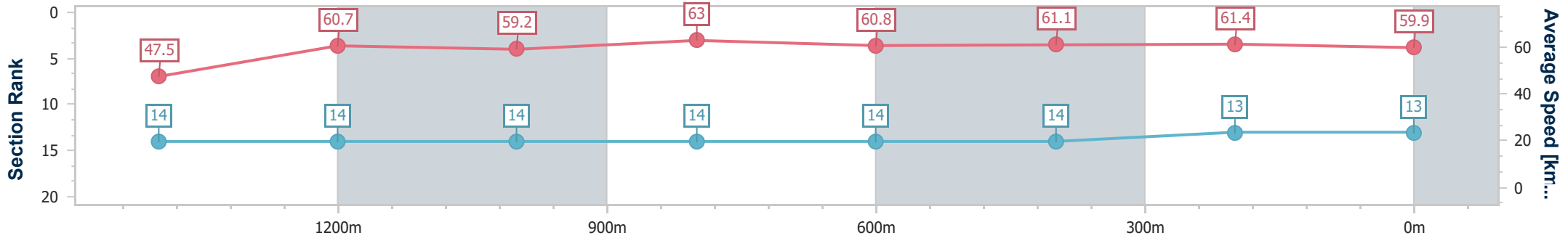


Doomben QLD Professional
 Race 9: LADBROKES MARKET CONTROL BENCHMARK 70
 Handicap - 1615m
 01 April 2023 - 17:02
 Track Rating: Soft 6, Weather: Overcast, Rail Position: +3.5m Entire Course



BRISBANE
 RACING CLUB

Section	Overall	1400m	1200m	1000m	800m	600m	400m	200m						
Section Times	1:39.39 [13] (0:16.36)	1:23.03 [14] (0:11.91)	1:11.12 [14] (0:12.17)	0:58.95 [14] (0:11.45)	0:47.50 [14] (0:11.89)	0:35.61 [14] (0:11.75)	0:23.86 [14] (0:11.73)	0:12.13 [13] (0:12.13)						
Average Speed [km/h]	47.5	60.7	59.2	63.0	60.8	61.1	61.4	59.9						
Top Speed [km/h]	62.0	63.3	61.7	63.9	62.7	61.6	62.0	63.6						
Avg. Dist. to Rail [m]	7.2	0.8	1.2	1.2	0.6	0.5	2.0	5.0						
Avg. Stride Freq. [Hz]	2.1	2.3	2.2	2.3	2.3	2.3	2.3	2.2						
Avg. Stride Length [m]	6.2	7.3	7.2	7.3	7.1	7.2	7.3	7.4						



- [] Ranking at each section and finish
- .-.- No data available at this section
- NA No data available



Horse/Jockey Name	Flybridge
Final Rank	14
Fastest Section Time (Section)	0:11.53 (1000m)
Top Speed [km/h] (Section)	63.5 (1400m)
Race State	Finished

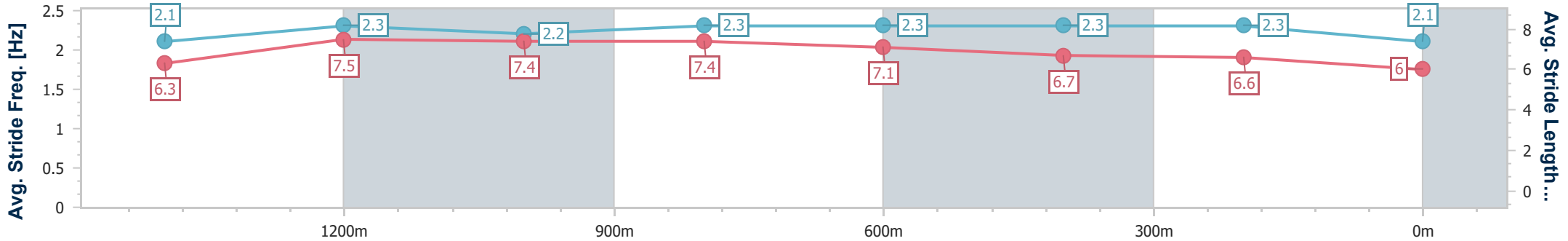
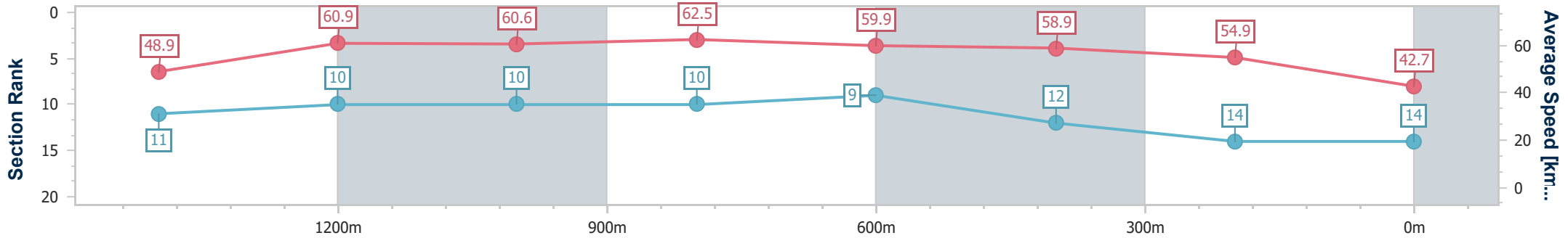


Doomben QLD Professional
 Race 9: LADBROKES MARKET CONTROL BENCHMARK 70
 Handicap - 1615m
 01 April 2023 - 17:02
 Track Rating: Soft 6, Weather: Overcast, Rail Position: +3.5m Entire Course



BRISBANE RACING CLUB

Section	Overall	1400m	1200m	1000m	800m	600m	400m	200m					
Section Times	1:45.03 [14] (0:15.81)	1:29.22 [11] (0:11.75)	1:17.47 [10] (0:11.88)	1:05.59 [10] (0:11.53)	0:54.06 [10] (0:12.02)	0:42.04 [9] (0:12.14)	0:29.90 [12] (0:13.09)	0:16.81 [14] (0:16.81)					
Average Speed [km/h]	48.9	60.9	60.6	62.5	59.9	58.9	54.9	42.7					
Top Speed [km/h]	62.7	63.5	62.5	63.4	61.4	60.1	57.9	52.4					
Avg. Dist. to Rail [m]	3.8	1.0	0.7	0.5	0.2	0.9	1.3	1.9					
Avg. Stride Freq. [Hz]	2.1	2.3	2.2	2.3	2.3	2.3	2.3	2.1					
Avg. Stride Length [m]	6.3	7.5	7.4	7.4	7.1	6.7	6.6	6.0					



- [] Ranking at each section and finish
- .-.- No data available at this section
- NA No data available