



**Ipswich QLD Professional**  
**Race 1: FOLLOW @IPSWICHTURFCLUB RATINGS BAND 0 - 65**  
**Handicap - 1710m**  
**05 April 2023 - 12:32**



Track Rating: Good 4, Weather: Fine, Rail Position: +10M Entire

Section	Field Times	Overall	1600m	1400m	1200m	1000m	800m	600m	Last 600m				
		1:43.58 (0:08.99)	1:34.59 (0:10.90)	1:23.69 (0:11.13)	1:12.56 (0:12.22)	1:00.34 (0:12.34)	0:48.00 (0:12.42)	0:35.58 (0:11.77)	0:35.58				
Rank	TAB Horse/Jockey	Barrier	Top Speed [km/h]	Fastest Section	Distance Travelled [m]								
1	6 ORIGINAL GLAZE Georgina Cartwright	6	67.0 1600m	0:08.99 Overall	1:43.58 [1] (0:08.99)	1:34.59 [1] (0:10.90)	1:23.69 [1] (0:11.13)	1:12.56 [1] (0:12.22)	1:00.34 [1] (0:12.34)	0:48.00 [1] (0:12.42)	0:35.58 [1] (0:11.77)	0:35.58	
2	3 PORT MOURANT Mark Du Plessis	5	66.2 1600m	0:09.75 Overall	1:43.90 [2] (0:09.75)	1:34.15 [6] (0:11.08)	1:23.07 [6] (0:11.06)	1:12.01 [6] (0:12.05)	0:59.96 [6] (0:12.24)	0:47.72 [6] (0:12.24)	0:35.48 [5] (0:11.71)	0:35.48	+0
3	1 CHOIR BOY Jake Molloy	3	66.6 1600m	0:09.27 Overall	1:43.98 [3] (0:09.27)	1:34.71 [3] (0:10.80)	1:23.91 [3] (0:11.23)	1:12.68 [3] (0:12.21)	1:00.47 [3] (0:12.33)	0:48.14 [3] (0:12.40)	0:35.74 [3] (0:11.88)	0:35.74	-2
4	2 VIVENZO Noel Callow	2	66.2 1600m	0:09.41 Overall	1:44.09 [4] (0:09.41)	1:34.68 [5] (0:10.98)	1:23.70 [5] (0:11.18)	1:12.52 [4] (0:12.17)	1:00.35 [4] (0:12.32)	0:48.03 [4] (0:12.32)	0:35.71 [4] (0:11.72)	0:35.71	+2
5	5 PUNT YOUR WAY OUT James Orman	1	66.8 1600m	0:09.39 Overall	1:44.20 [5] (0:09.39)	1:34.81 [4] (0:10.95)	1:23.86 [4] (0:11.29)	1:12.57 [5] (0:12.17)	1:00.40 [5] (0:12.32)	0:48.08 [5] (0:12.40)	0:35.68 [6] (0:11.78)	0:35.68	-2
6	4 COUNT ON ME Ben Thompson	4	66.9 1600m	0:09.08 Overall	1:44.59 [6] (0:09.08)	1:35.51 [2] (0:10.94)	1:24.57 [2] (0:11.26)	1:13.31 [2] (0:12.15)	1:01.16 [2] (0:12.30)	0:48.86 [2] (0:12.37)	0:36.49 [2] (0:11.90)	0:36.49	-1

[ ] Ranking at each section and finish  
 -:-:-:- No data available at this section  
 NA No data available

SCN Saddle cloth number  
 DNF Did not finish  
 DNT Did not track



**Ipswich QLD Professional**  
**Race 1: FOLLOW @IPSWICHTURFCLUB RATINGS BAND 0 - 65**  
**Handicap - 1710m**  
**05 April 2023 - 12:32**



Track Rating: Good 4, Weather: Fine, Rail Position: +10M Entire

Section				400m	200m			Last 600m		
Field Times				0:23.81 (0:11.70)	0:12.11 (0:12.11)			0:35.58		
Rank	TAB	Horse/Jockey	Barrier	Top Speed [km/h]	Fastest Section	Margin				Distance Travelled [m]
1	6	<b>ORIGINAL GLAZE</b> Georgina Cartwright	6	67.0 1600m	0:08.99 Overall	0:23.81 [1] (0:11.70)	0:12.11 [1] (0:12.11)	1:43.58	0:35.58	
2	3	<b>PORT MOURANT</b> Mark Du Plessis	5	66.2 1600m	0:09.75 Overall	0:23.77 [4] (0:11.73)	0:12.04 [3] (0:12.04)	1.8L	0:35.48	+0
3	1	<b>CHOIR BOY</b> Jake Molloy	3	66.6 1600m	0:09.27 Overall	0:23.86 [5] (0:11.82)	0:12.04 [4] (0:12.04)	2.2L	0:35.74	-2
4	2	<b>VIVENZO</b> Noel Callow	2	66.2 1600m	0:09.41 Overall	0:23.99 [2] (0:11.73)	0:12.26 [2] (0:12.26)	2.7L	0:35.71	+2
5	5	<b>PUNT YOUR WAY OUT</b> James Orman	1	66.8 1600m	0:09.39 Overall	0:23.90 [6] (0:11.74)	0:12.16 [5] (0:12.16)	3.2L	0:35.68	-2
6	4	<b>COUNT ON ME</b> Ben Thompson	4	66.9 1600m	0:09.08 Overall	0:24.59 [3] (0:12.02)	0:12.57 [6] (0:12.57)	5.5L	0:36.49	-1

[ ] Ranking at each section and finish  
 -:-:-:- No data available at this section  
 NA No data available

SCN Saddle cloth number  
 DNF Did not finish  
 DNT Did not track



Horse/Jockey Name	Original Glaze
Final Rank	1
Fastest Section Time (Section)	0:08.99 (Overall)
Top Speed [km/h] (Section)	67.0 (1600m)
Race State	Finished

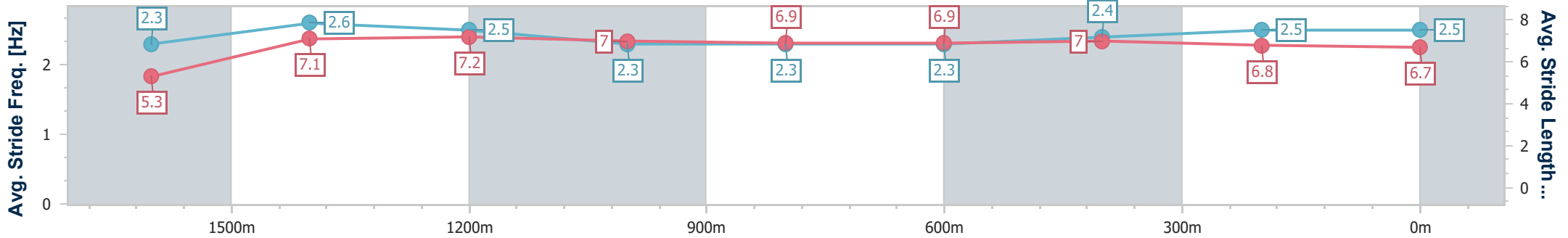
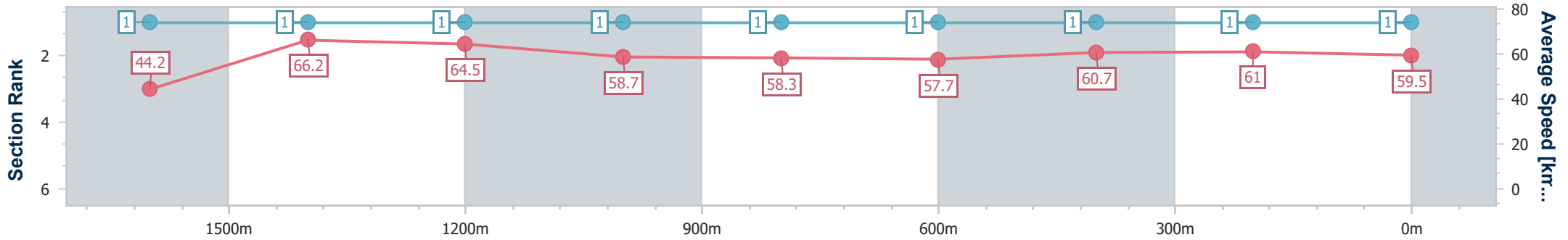


Ipswich QLD Professional  
 Race 1: FOLLOW @IPSWICHTURFCLUB RATINGS BAND 0 - 65  
 Handicap - 1710m  
 05 April 2023 - 12:32



Track Rating: Good 4, Weather: Fine, Rail Position: +10M Entire

Section	Overall	1600m	1400m	1200m	1000m	800m	600m	400m	200m
Section Times	1:43.58 [1] (0:08.99)	1:34.59 [1] (0:10.90)	1:23.69 [1] (0:11.13)	1:12.56 [1] (0:12.22)	1:00.34 [1] (0:12.34)	0:48.00 [1] (0:12.42)	0:35.58 [1] (0:11.77)	0:23.81 [1] (0:11.70)	0:12.11 [1] (0:12.11)
Average Speed [km/h]	44.2	66.2	64.5	58.7	58.3	57.7	60.7	61.0	59.5
Top Speed [km/h]	62.3	67.0	66.6	60.3	58.9	58.8	61.8	62.1	60.8
Avg. Dist. to Rail [m]	5.5	2.6	1.1	1.0	0.5	1.2	1.8	1.9	1.9
Avg. Stride Freq. [Hz]	2.3	2.6	2.5	2.3	2.3	2.3	2.4	2.5	2.5
Avg. Stride Length [m]	5.3	7.1	7.2	7.0	6.9	6.9	7.0	6.8	6.7



- [ ] Ranking at each section and finish
- .-.- No data available at this section
- NA No data available



Horse/Jockey Name	Port Mourant
Final Rank	2
Fastest Section Time (Section)	0:09.75 (Overall)
Top Speed [km/h] (Section)	66.2 (1600m)
Race State	Finished

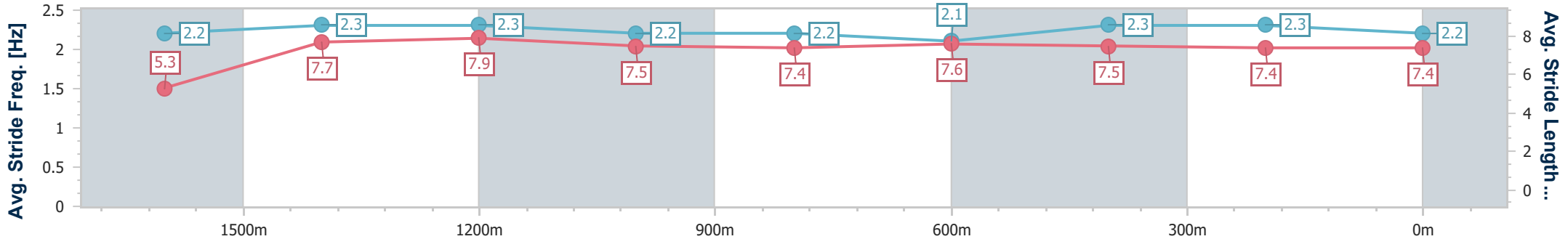
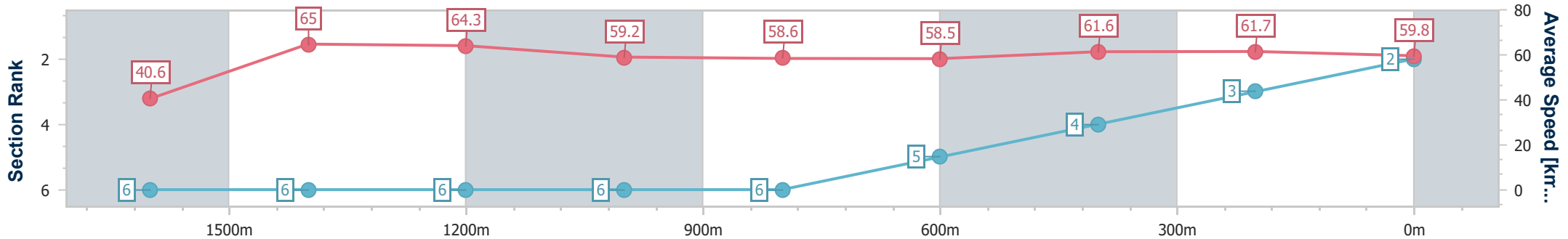


Ipswich QLD Professional  
 Race 1: FOLLOW @IPSWICHTURFCLUB RATINGS BAND 0 - 65  
 Handicap - 1710m  
 05 April 2023 - 12:32



Track Rating: Good 4, Weather: Fine, Rail Position: +10M Entire

Section	Overall	1600m	1400m	1200m	1000m	800m	600m	400m	200m
Section Times	1:43.90 [2] (0:09.75)	1:34.15 [6] (0:11.08)	1:23.07 [6] (0:11.06)	1:12.01 [6] (0:12.05)	0:59.96 [6] (0:12.24)	0:47.72 [6] (0:12.24)	0:35.48 [5] (0:11.71)	0:23.77 [4] (0:11.73)	0:12.04 [3] (0:12.04)
Average Speed [km/h]	40.6	65.0	64.3	59.2	58.6	58.5	61.6	61.7	59.8
Top Speed [km/h]	60.7	66.2	65.5	61.0	59.7	60.2	62.4	62.3	61.8
Avg. Dist. to Rail [m]	3.9	1.6	2.7	2.2	1.6	1.4	0.3	2.4	2.4
Avg. Stride Freq. [Hz]	2.2	2.3	2.3	2.2	2.2	2.1	2.3	2.3	2.2
Avg. Stride Length [m]	5.3	7.7	7.9	7.5	7.4	7.6	7.5	7.4	7.4



- [ ] Ranking at each section and finish
- .-.- No data available at this section
- NA No data available



Horse/Jockey Name	Choir Boy
Final Rank	3
Fastest Section Time (Section)	0:09.27 (Overall)
Top Speed [km/h] (Section)	66.6 (1600m)
Race State	Finished

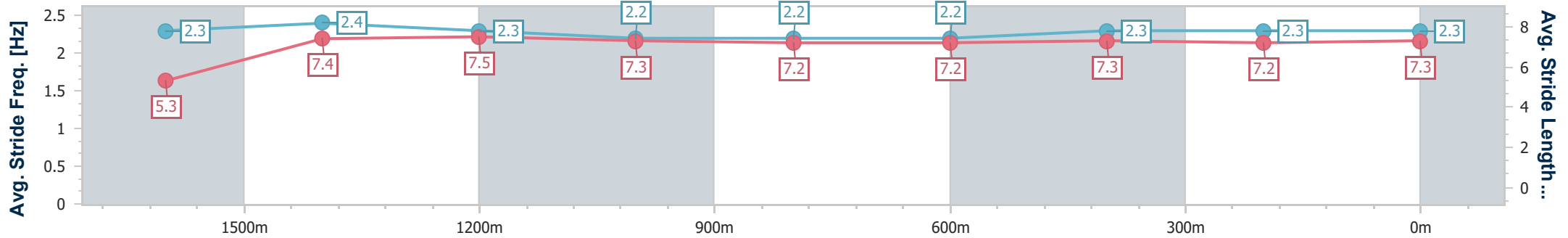
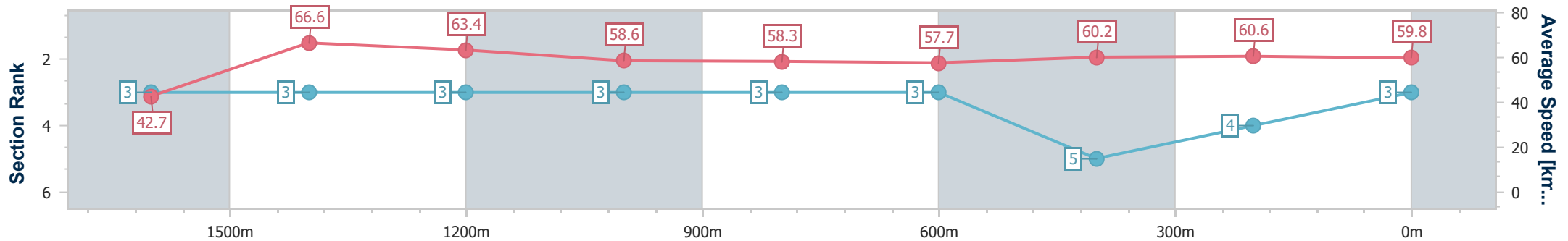


Ipswich QLD Professional  
 Race 1: FOLLOW @IPSWICHTURFCLUB RATINGS BAND 0 - 65  
 Handicap - 1710m  
 05 April 2023 - 12:32



Track Rating: Good 4, Weather: Fine, Rail Position: +10M Entire

Section	Overall	1600m	1400m	1200m	1000m	800m	600m	400m	200m
Section Times	1:43.98 [3] (0:09.27)	1:34.71 [3] (0:10.80)	1:23.91 [3] (0:11.23)	1:12.68 [3] (0:12.21)	1:00.47 [3] (0:12.33)	0:48.14 [3] (0:12.40)	0:35.74 [3] (0:11.88)	0:23.86 [5] (0:11.82)	0:12.04 [4] (0:12.04)
Average Speed [km/h]	42.7	66.6	63.4	58.6	58.3	57.7	60.2	60.6	59.8
Top Speed [km/h]	65.6	66.6	65.7	60.4	59.0	58.2	61.2	62.2	62.1
Avg. Dist. to Rail [m]	1.8	2.0	2.8	0.9	0.9	1.4	1.9	1.4	0.9
Avg. Stride Freq. [Hz]	2.3	2.4	2.3	2.2	2.2	2.2	2.3	2.3	2.3
Avg. Stride Length [m]	5.3	7.4	7.5	7.3	7.2	7.2	7.3	7.2	7.3



- [ ] Ranking at each section and finish
- .-.- No data available at this section
- NA No data available



Horse/Jockey Name	Vivenzo
Final Rank	4
Fastest Section Time (Section)	0:09.41 (Overall)
Top Speed [km/h] (Section)	66.2 (1600m)
Race State	Finished

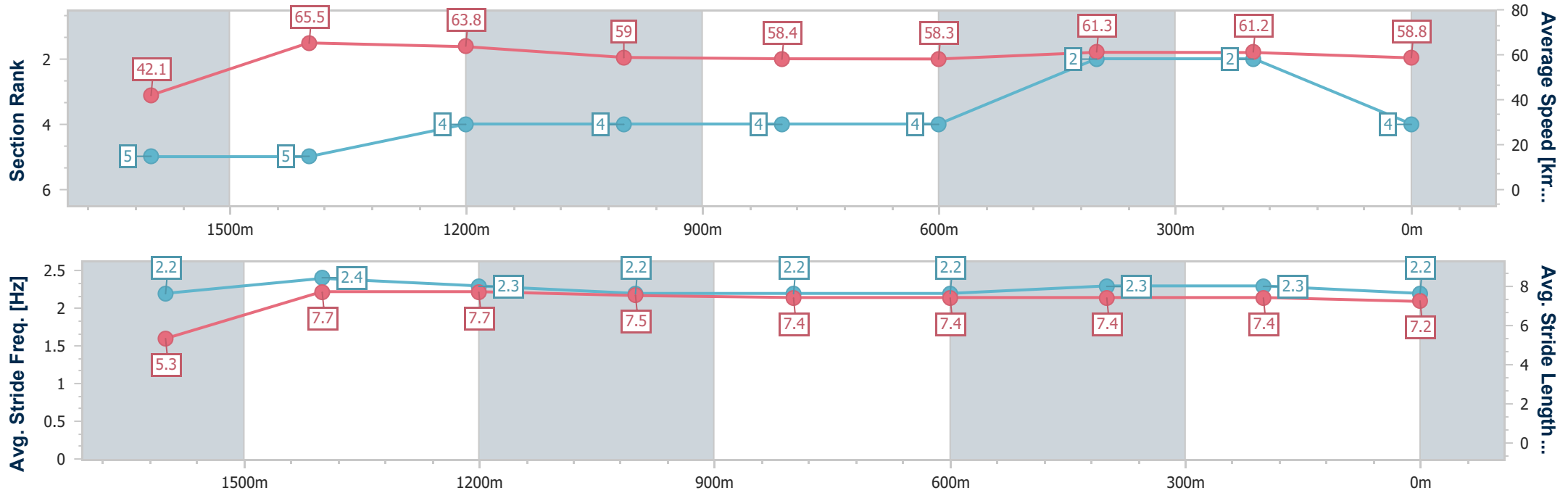


Ipswich QLD Professional  
 Race 1: FOLLOW @IPSWICHTURFCLUB RATINGS BAND 0 - 65  
 Handicap - 1710m  
 05 April 2023 - 12:32



Track Rating: Good 4, Weather: Fine, Rail Position: +10M Entire

Section	Overall	1600m	1400m	1200m	1000m	800m	600m	400m	200m
Section Times	1:44.09 [4] (0:09.41)	1:34.68 [5] (0:10.98)	1:23.70 [5] (0:11.18)	1:12.52 [4] (0:12.17)	1:00.35 [4] (0:12.32)	0:48.03 [4] (0:12.32)	0:35.71 [4] (0:11.72)	0:23.99 [2] (0:11.73)	0:12.26 [2] (0:12.26)
Average Speed [km/h]	42.1	65.5	63.8	59.0	58.4	58.3	61.3	61.2	58.8
Top Speed [km/h]	62.3	66.2	66.0	60.9	59.2	60.3	62.1	62.1	61.7
Avg. Dist. to Rail [m]	0.6	1.8	2.0	0.8	0.2	0.2	0.5	0.6	0.2
Avg. Stride Freq. [Hz]	2.2	2.4	2.3	2.2	2.2	2.2	2.3	2.3	2.2
Avg. Stride Length [m]	5.3	7.7	7.7	7.5	7.4	7.4	7.4	7.4	7.2



- [ ] Ranking at each section and finish
- .-.- No data available at this section
- NA No data available



Horse/Jockey Name	Punt Your Way Out
Final Rank	5
Fastest Section Time (Section)	0:09.39 (Overall)
Top Speed [km/h] (Section)	66.8 (1600m)
Race State	Finished

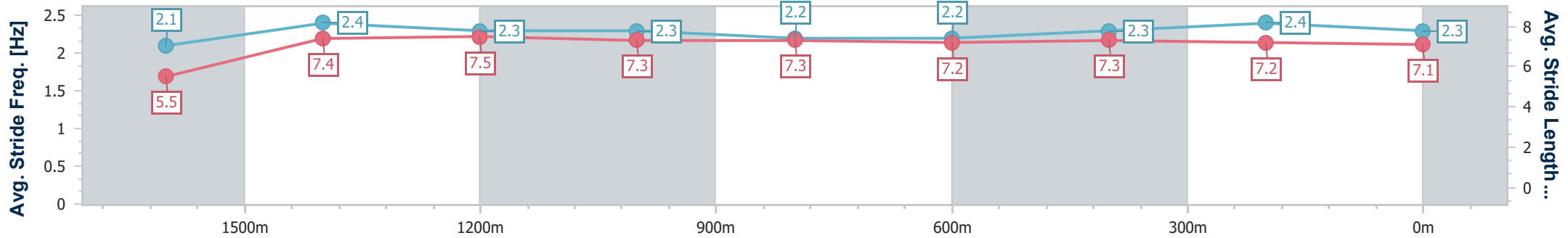
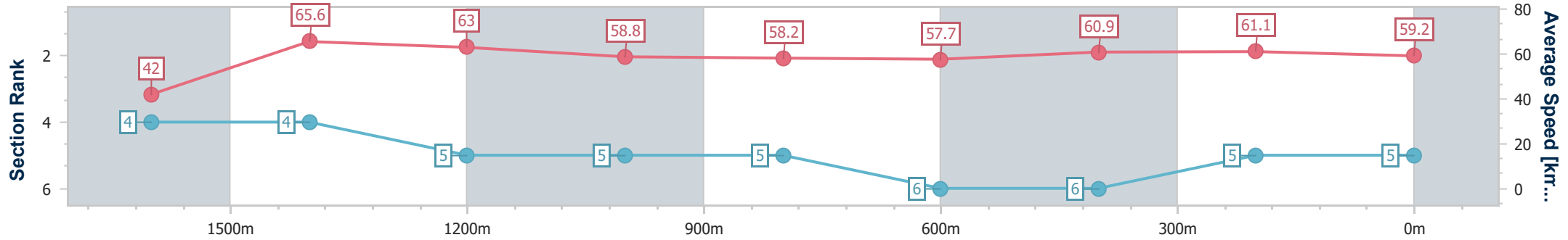


Ipswich QLD Professional  
 Race 1: FOLLOW @IPSWICHTURFCLUB RATINGS BAND 0 - 65  
 Handicap - 1710m  
 05 April 2023 - 12:32



Track Rating: Good 4, Weather: Fine, Rail Position: +10M Entire

Section	Overall	1600m	1400m	1200m	1000m	800m	600m	400m	200m
Section Times	1:44.20 [5] (0:09.39)	1:34.81 [4] (0:10.95)	1:23.86 [4] (0:11.29)	1:12.57 [5] (0:12.17)	1:00.40 [5] (0:12.32)	0:48.08 [5] (0:12.40)	0:35.68 [6] (0:11.78)	0:23.90 [6] (0:11.74)	0:12.16 [5] (0:12.16)
Average Speed [km/h]	42.0	65.6	63.0	58.8	58.2	57.7	60.9	61.1	59.2
Top Speed [km/h]	64.0	66.8	65.7	60.7	59.1	59.5	61.9	62.0	61.3
Avg. Dist. to Rail [m]	1.1	2.4	2.9	1.6	1.1	1.7	1.1	0.9	1.6
Avg. Stride Freq. [Hz]	2.1	2.4	2.3	2.3	2.2	2.2	2.3	2.4	2.3
Avg. Stride Length [m]	5.5	7.4	7.5	7.3	7.3	7.2	7.3	7.2	7.1



- [ ] Ranking at each section and finish
- .-.- No data available at this section
- NA No data available



Horse/Jockey Name	Count On Me
Final Rank	6
Fastest Section Time (Section)	0:09.08 (Overall)
Top Speed [km/h] (Section)	66.9 (1600m)
Race State	Finished

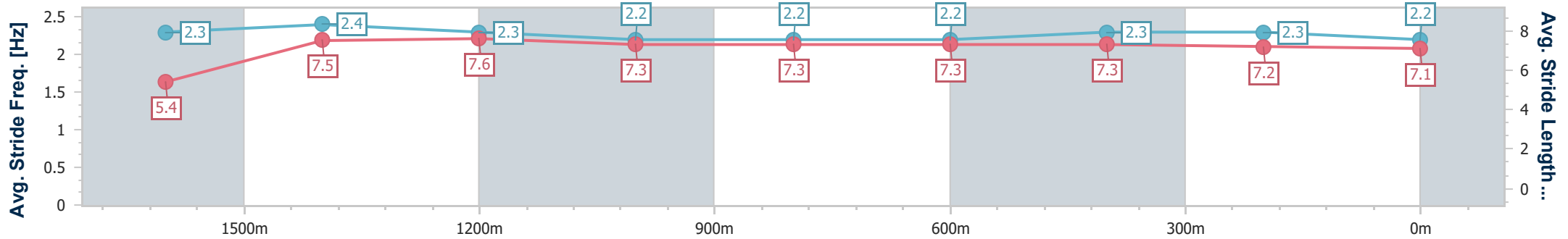
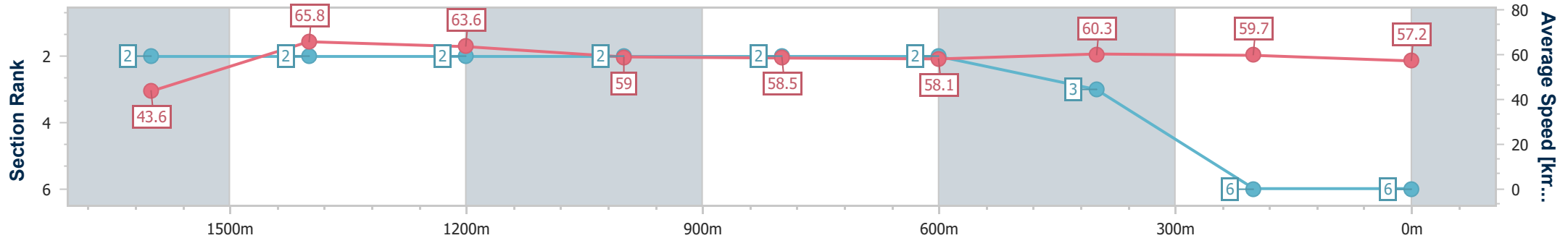


Ipswich QLD Professional  
 Race 1: FOLLOW @IPSWICHTURFCLUB RATINGS BAND 0 - 65  
 Handicap - 1710m  
 05 April 2023 - 12:32



Track Rating: Good 4, Weather: Fine, Rail Position: +10M Entire

Section	Overall	1600m	1400m	1200m	1000m	800m	600m	400m	200m
Section Times	1:44.59 [6] (0:09.08)	1:35.51 [2] (0:10.94)	1:24.57 [2] (0:11.26)	1:13.31 [2] (0:12.15)	1:01.16 [2] (0:12.30)	0:48.86 [2] (0:12.37)	0:36.49 [2] (0:11.90)	0:24.59 [3] (0:12.02)	0:12.57 [6] (0:12.57)
Average Speed [km/h]	43.6	65.8	63.6	59.0	58.5	58.1	60.3	59.7	57.2
Top Speed [km/h]	63.4	66.9	65.8	60.6	59.2	58.9	60.8	60.5	59.5
Avg. Dist. to Rail [m]	2.7	0.4	1.4	0.7	0.2	0.6	0.6	0.7	0.2
Avg. Stride Freq. [Hz]	2.3	2.4	2.3	2.2	2.2	2.2	2.3	2.3	2.2
Avg. Stride Length [m]	5.4	7.5	7.6	7.3	7.3	7.3	7.3	7.2	7.1



- [ ] Ranking at each section and finish
- .-.- No data available at this section
- NA No data available