



# Doomben QLD Professional

## Race 6: LADBROKES ODDDS SURGE QTIS Three-Year-Old Handicap - 1050m

08 April 2023 - 14:47



BRISBANE  
RACING CLUB

Track Rating: Soft 6, Weather: Fine, Rail Position: +5.5m Entire Course

Section		Overall	1000m	800m	600m	400m	200m	Last 600m					
Field Times		1:01.29 (0:04.68)	0:56.61 (0:10.45)	0:46.16 (0:10.72)	0:35.44 (0:11.51)	0:23.93 (0:11.49)	0:12.44 (0:12.44)	0:35.44					
Rank	TAB Horse/Jockey	Barrier	Top Speed [km/h]	Fastest Section	Margin							Distance Travelled [m]	
1	2 CHINNY BOOM Ben Thompson	1	70.3 800m	0:04.73 Overall	1:01.29 [1] (0:04.73)	0:56.56 [2] (0:10.58)	0:45.98 [3] (0:10.80)	0:35.18 [4] (0:11.47)	0:23.71 [4] (0:11.53)	0:12.18 [5] (0:12.18)	1:01.29	0:35.18	
2	4 BEAST MODE Jim Byrne	4	70.6 800m	0:04.96 Overall	1:01.46 [2] (0:04.96)	0:56.50 [5] (0:10.79)	0:45.71 [6] (0:10.70)	0:35.01 [6] (0:11.39)	0:23.62 [6] (0:11.15)	0:12.47 [3] (0:12.47)	1.01L	0:35.01	+0
3	10 GOBLIN' DE QUO Taylor Marshall	5	71.8 1000m	0:04.91 Overall	1:01.53 [3] (0:04.91)	0:56.62 [4] (0:10.50)	0:46.12 [4] (0:10.68)	0:35.44 [3] (0:11.42)	0:24.02 [2] (0:11.38)	0:12.64 [2] (0:12.64)	1.46L	0:35.44	+0
4	1 EXO LADY Melea Castle	7	69.9 800m	0:05.07 Overall	1:01.58 [4] (0:05.07)	0:56.51 [6] (0:11.07)	0:45.44 [7] (0:10.61)	0:34.83 [7] (0:11.20)	0:23.63 [7] (0:11.21)	0:12.42 [6] (0:12.42)	1.71L	0:34.83	-5
5	3 FLAMING CONQUEST Georgina Cartwright	10	71.4 1000m	0:04.68 Overall	1:01.86 [5] (0:04.68)	0:57.18 [1] (0:10.45)	0:46.73 [1] (0:10.72)	0:36.01 [1] (0:11.51)	0:24.50 [1] (0:11.49)	0:13.01 [1] (0:13.01)	3.38L	0:36.01	+0
6	7 RUBY CHICKS Nikita Beriman	2	72.6 1000m	0:05.12 Overall	1:02.01 [6] (0:05.12)	0:56.89 [7] (0:10.54)	0:46.35 [5] (0:10.67)	0:35.68 [5] (0:11.46)	0:24.22 [5] (0:11.48)	0:12.74 [7] (0:12.74)	4.25L	0:35.68	-2
7	11 LIQUOR Angela Jones	3	71.6 1000m	0:04.81 Overall	1:02.10 [7] (0:04.81)	0:57.29 [3] (0:10.40)	0:46.89 [2] (0:10.67)	0:36.22 [2] (0:11.70)	0:24.52 [3] (0:11.41)	0:13.11 [4] (0:13.11)	4.79L	0:36.22	-6

Scratched: Richon (#9), Controlocracy (#8), Billionair Baby (#5), Deb's Ellie (#6)



Horse/Jockey Name	Chinny Boom
Final Rank	1
Fastest Section Time (Section)	0:04.73 (Overall)
Top Speed [km/h] (Section)	70.3 (800m)
Race State	Finished

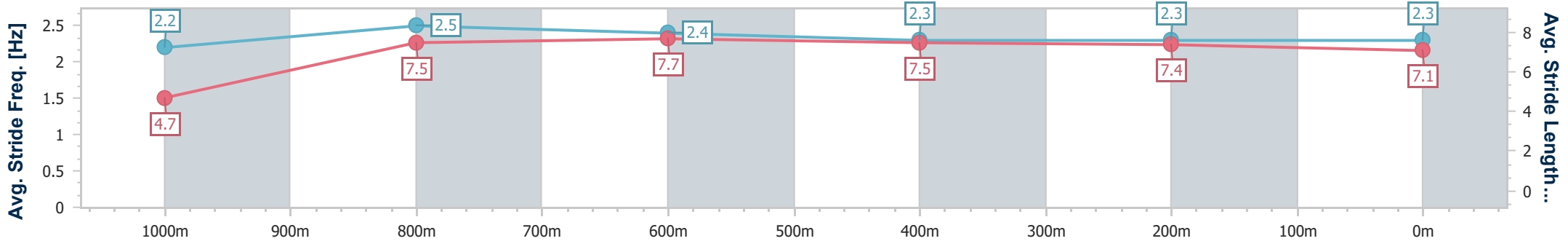
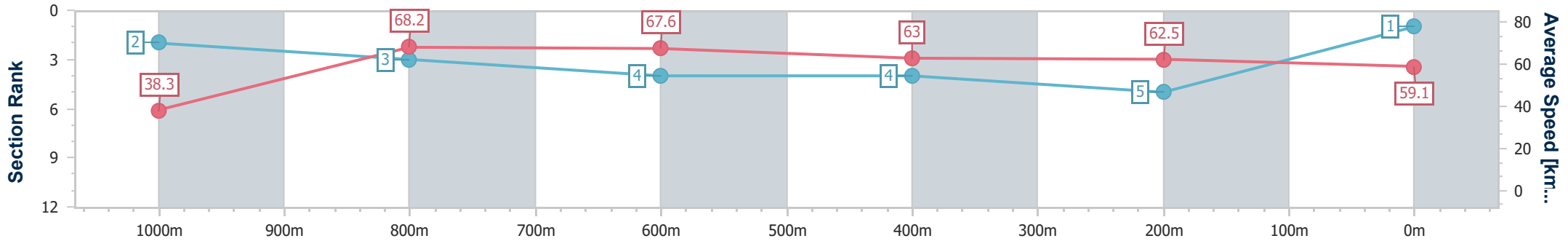


**Doomben QLD Professional**  
**Race 6: LADBROKES ODDDS SURGE QTIS Three-Year-Old Handicap - 1050m**  
 08 April 2023 - 14:47  
 Track Rating: Soft 6, Weather: Fine, Rail Position: +5.5m Entire Course



BRISBANE  
RACING CLUB

Section	Overall	1000m	800m	600m	400m	200m
Section Times	1:01.29 [1] (0:04.73)	0:56.56 [2] (0:10.58)	0:45.98 [3] (0:10.80)	0:35.18 [4] (0:11.47)	0:23.71 [4] (0:11.53)	0:12.18 [5] (0:12.18)
Average Speed [km/h]	38.3	68.2	67.6	63.0	62.5	59.1
Top Speed [km/h]	59.8	70.3	70.3	65.5	63.4	61.6
Avg. Dist. to Rail [m]	1.4	1.1	2.6	1.4	0.5	1.1
Avg. Stride Freq. [Hz]	2.2	2.5	2.4	2.3	2.3	2.3
Avg. Stride Length [m]	4.7	7.5	7.7	7.5	7.4	7.1



- [ ] Ranking at each section and finish
- .-.- No data available at this section
- NA No data available



Horse/Jockey Name	Beast Mode
Final Rank	2
Fastest Section Time (Section)	0:04.96 (Overall)
Top Speed [km/h] (Section)	70.6 (800m)
Race State	Finished

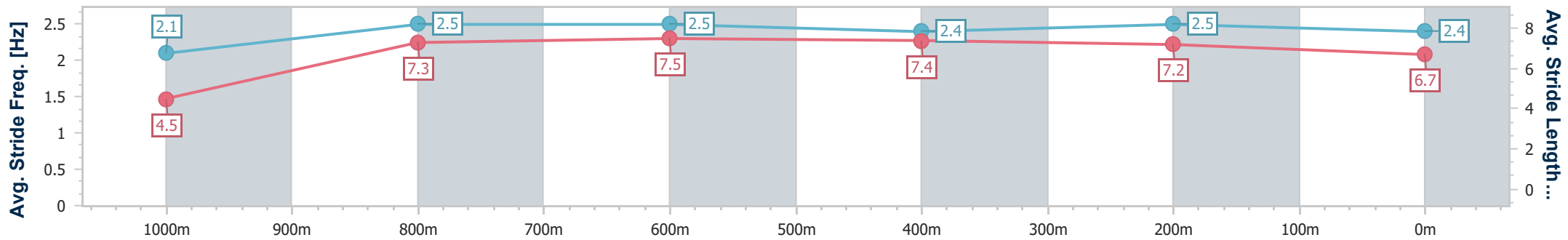
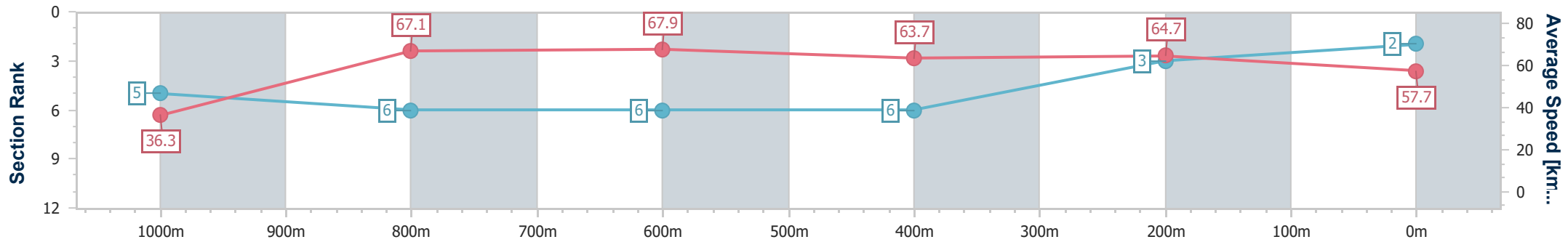


**Doomben QLD Professional**  
**Race 6: LADBROKES ODDDS SURGE QTIS Three-Year-Old Handicap - 1050m**  
 08 April 2023 - 14:47  
 Track Rating: Soft 6, Weather: Fine, Rail Position: +5.5m Entire Course



BRISBANE  
RACING CLUB

Section	Overall	1000m	800m	600m	400m	200m								
Section Times	1:01.46 [2] (0:04.96)	0:56.50 [5] (0:10.79)	0:45.71 [6] (0:10.70)	0:35.01 [6] (0:11.39)	0:23.62 [6] (0:11.15)	0:12.47 [3] (0:12.47)								
Average Speed [km/h]	36.3	67.1	67.9	63.7	64.7	57.7								
Top Speed [km/h]	58.0	70.6	70.6	67.1	65.9	63.5								
Avg. Dist. to Rail [m]	3.3	1.9	1.7	1.3	1.8	4.5								
Avg. Stride Freq. [Hz]	2.1	2.5	2.5	2.4	2.5	2.4								
Avg. Stride Length [m]	4.5	7.3	7.5	7.4	7.2	6.7								



- [ ] Ranking at each section and finish
- .-.- No data available at this section
- NA No data available



Horse/Jockey Name	Goblin' De Quo
Final Rank	3
Fastest Section Time (Section)	0:04.91 (Overall)
Top Speed [km/h] (Section)	71.8 (1000m)
Race State	Finished

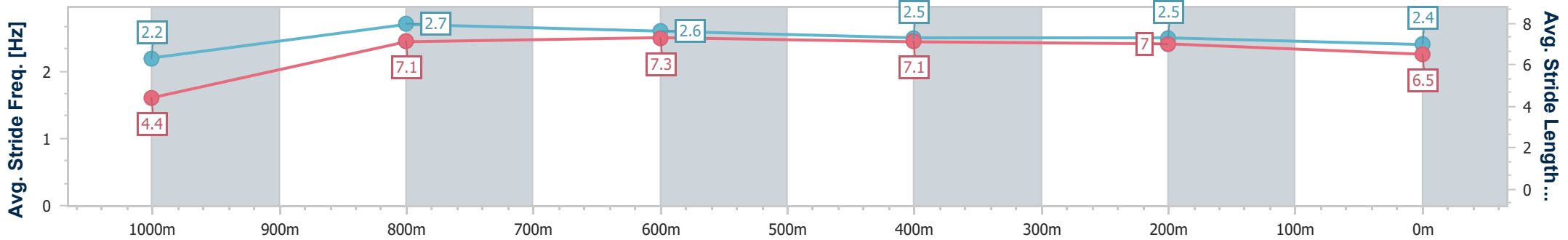
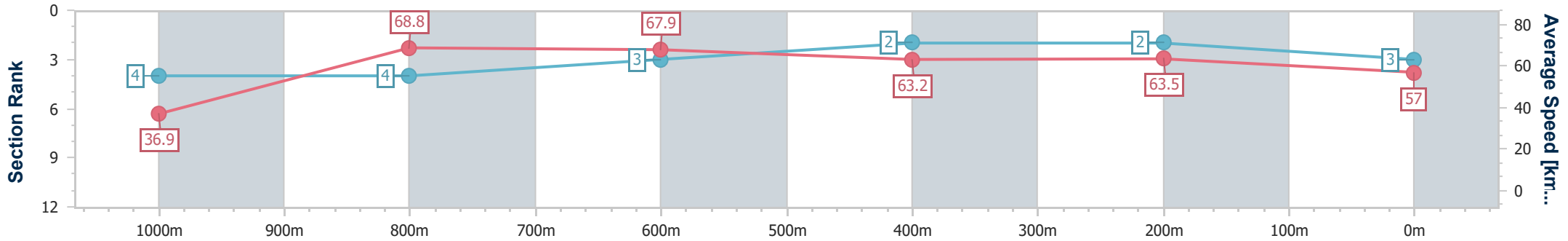


**Doomben QLD Professional**  
**Race 6: LADBROKES ODDDS SURGE QTIS Three-Year-Old Handicap - 1050m**  
 08 April 2023 - 14:47  
 Track Rating: Soft 6, Weather: Fine, Rail Position: +5.5m Entire Course



BRISBANE  
RACING CLUB

Section	Overall	1000m	800m	600m	400m	200m
Section Times	1:01.53 [3] (0:04.91)	0:56.62 [4] (0:10.50)	0:46.12 [4] (0:10.68)	0:35.44 [3] (0:11.42)	0:24.02 [2] (0:11.38)	0:12.64 [2] (0:12.64)
Average Speed [km/h]	36.9	68.8	67.9	63.2	63.5	57.0
Top Speed [km/h]	57.8	71.8	70.3	66.6	64.2	62.4
Avg. Dist. to Rail [m]	4.0	1.5	1.4	0.6	2.7	4.3
Avg. Stride Freq. [Hz]	2.2	2.7	2.6	2.5	2.5	2.4
Avg. Stride Length [m]	4.4	7.1	7.3	7.1	7.0	6.5



- [ ] Ranking at each section and finish
- .-.- No data available at this section
- NA No data available



Horse/Jockey Name	Exo Lady
Final Rank	4
Fastest Section Time (Section)	0:05.07 (Overall)
Top Speed [km/h] (Section)	69.9 (800m)
Race State	Finished

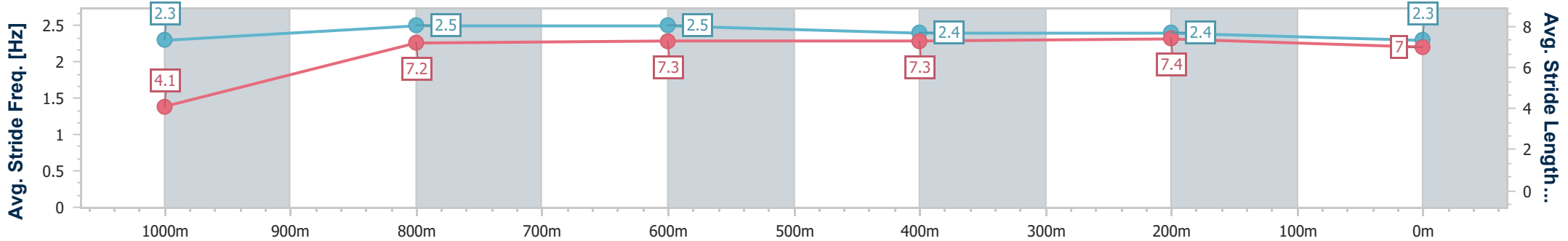
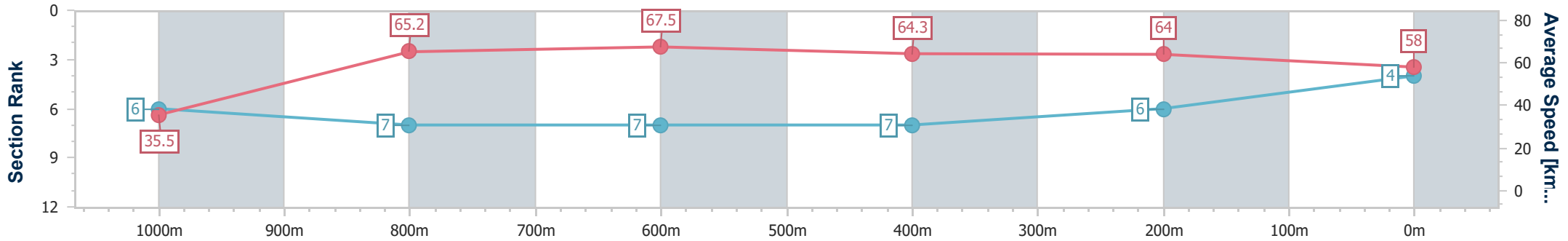


**Doomben QLD Professional**  
**Race 6: LADBROKES ODDDS SURGE QTIS Three-Year-Old Handicap - 1050m**  
 08 April 2023 - 14:47  
 Track Rating: Soft 6, Weather: Fine, Rail Position: +5.5m Entire Course



BRISBANE  
RACING CLUB

Section	Overall	1000m	800m	600m	400m	200m
Section Times	1:01.58 [4] (0:05.07)	0:56.51 [6] (0:11.07)	0:45.44 [7] (0:10.61)	0:34.83 [7] (0:11.20)	0:23.63 [7] (0:11.21)	0:12.42 [6] (0:12.42)
Average Speed [km/h]	35.5	65.2	67.5	64.3	64.0	58.0
Top Speed [km/h]	55.8	68.7	69.9	65.9	66.0	63.5
Avg. Dist. to Rail [m]	5.5	2.1	0.8	0.5	1.2	1.3
Avg. Stride Freq. [Hz]	2.3	2.5	2.5	2.4	2.4	2.3
Avg. Stride Length [m]	4.1	7.2	7.3	7.3	7.4	7.0



- [ ] Ranking at each section and finish
- .-.- No data available at this section
- NA No data available



Horse/Jockey Name	Flaming Conquest
Final Rank	5
Fastest Section Time (Section)	0:04.68 (Overall)
Top Speed [km/h] (Section)	71.4 (1000m)
Race State	Finished

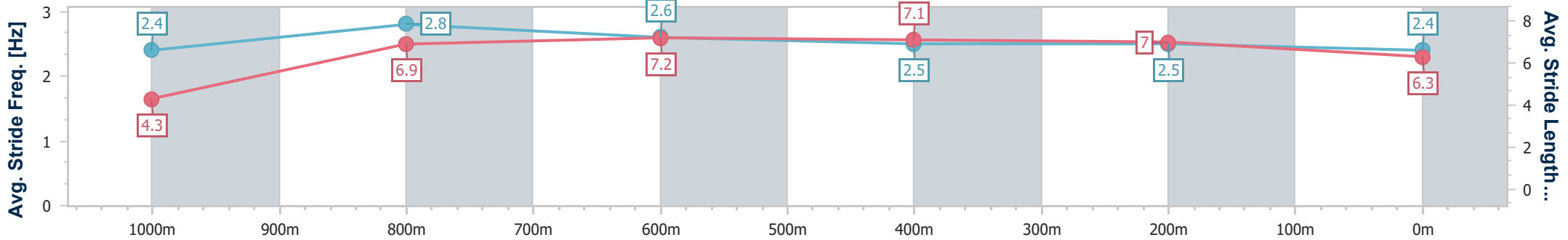
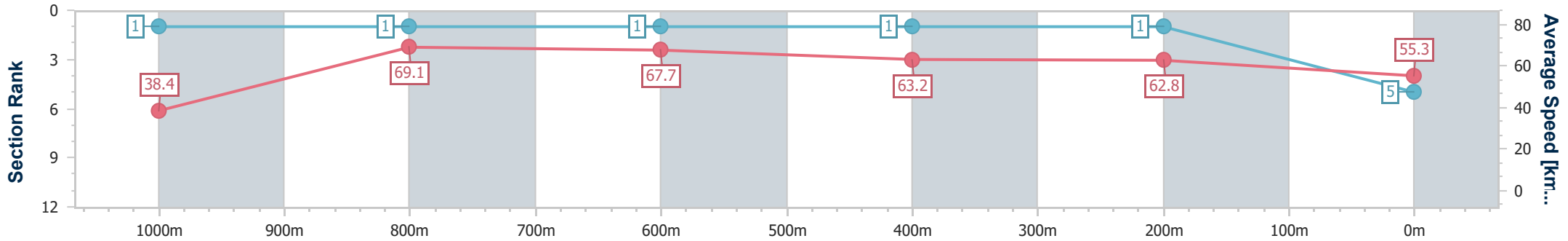


**Doomben QLD Professional**  
**Race 6: LADBROKES ODDDS SURGE QTIS Three-Year-Old Handicap - 1050m**  
 08 April 2023 - 14:47  
 Track Rating: Soft 6, Weather: Fine, Rail Position: +5.5m Entire Course



BRISBANE RACING CLUB

Section	Overall	1000m	800m	600m	400m	200m
Section Times	1:01.86 [5] (0:04.68)	0:57.18 [1] (0:10.45)	0:46.73 [1] (0:10.72)	0:36.01 [1] (0:11.51)	0:24.50 [1] (0:11.49)	0:13.01 [1] (0:13.01)
Average Speed [km/h]	38.4	69.1	67.7	63.2	62.8	55.3
Top Speed [km/h]	60.5	71.4	69.7	65.9	64.5	60.2
Avg. Dist. to Rail [m]	6.0	1.9	1.3	2.0	0.5	1.2
Avg. Stride Freq. [Hz]	2.4	2.8	2.6	2.5	2.5	2.4
Avg. Stride Length [m]	4.3	6.9	7.2	7.1	7.0	6.3



- [ ] Ranking at each section and finish
- .-.- No data available at this section
- NA No data available



Horse/Jockey Name	Ruby Chicks
Final Rank	6
Fastest Section Time (Section)	0:05.12 (Overall)
Top Speed [km/h] (Section)	72.6 (1000m)
Race State	Finished

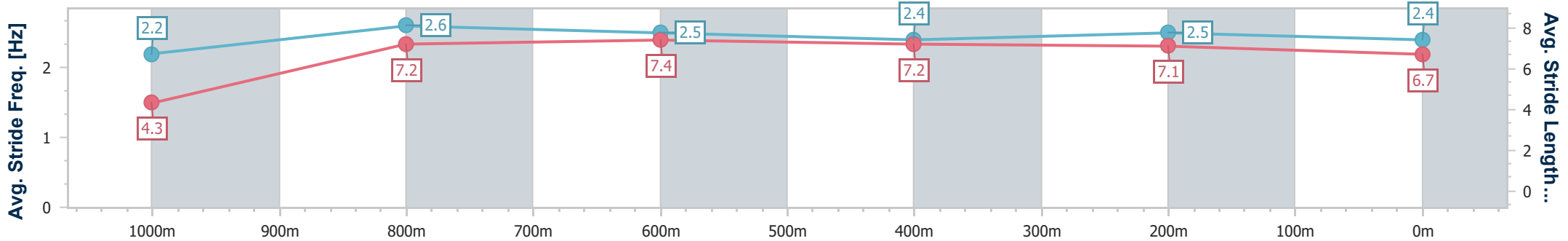
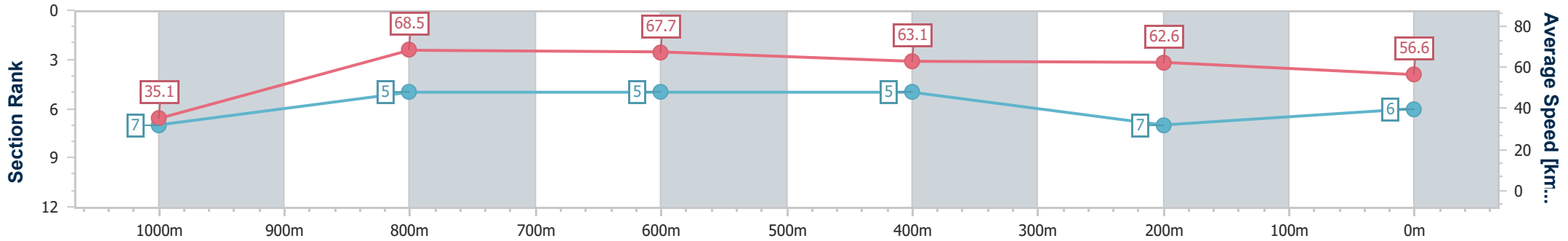


**Doomben QLD Professional**  
**Race 6: LADBROKES ODDDS SURGE QTIS Three-Year-Old Handicap - 1050m**  
 08 April 2023 - 14:47  
 Track Rating: Soft 6, Weather: Fine, Rail Position: +5.5m Entire Course



BRISBANE RACING CLUB

Section	Overall	1000m	800m	600m	400m	200m
Section Times	1:02.01 [6] (0:05.12)	0:56.89 [7] (0:10.54)	0:46.35 [5] (0:10.67)	0:35.68 [5] (0:11.46)	0:24.22 [5] (0:11.48)	0:12.74 [7] (0:12.74)
Average Speed [km/h]	35.1	68.5	67.7	63.1	62.6	56.6
Top Speed [km/h]	58.8	72.6	71.1	66.3	63.5	60.5
Avg. Dist. to Rail [m]	1.6	0.7	1.0	0.8	0.9	1.9
Avg. Stride Freq. [Hz]	2.2	2.6	2.5	2.4	2.5	2.4
Avg. Stride Length [m]	4.3	7.2	7.4	7.2	7.1	6.7



- [ ] Ranking at each section and finish
- .-.- No data available at this section
- NA No data available



Horse/Jockey Name	Liquor
Final Rank	7
Fastest Section Time (Section)	0:04.81 (Overall)
Top Speed [km/h] (Section)	71.6 (1000m)
Race State	Finished

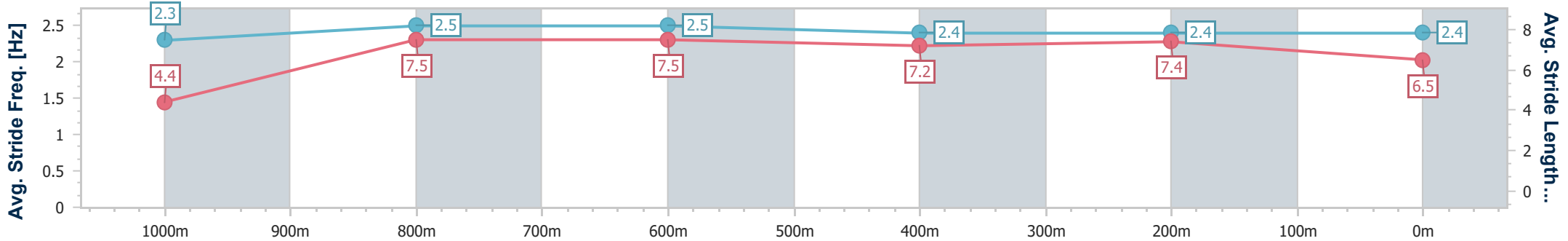
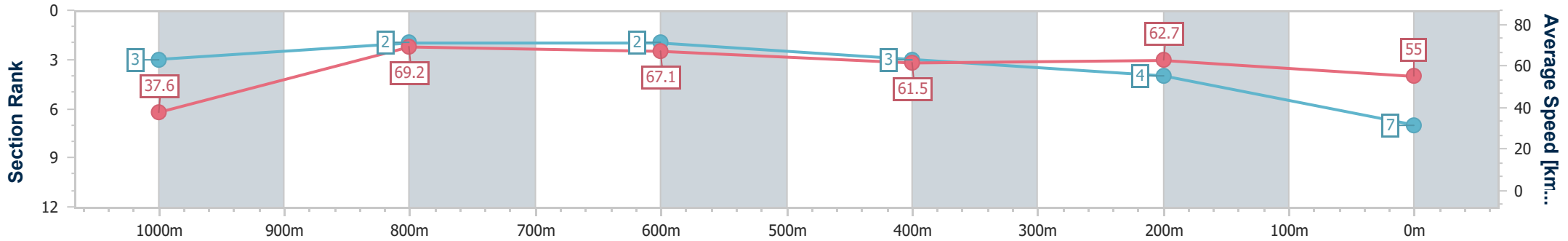


**Doomben QLD Professional**  
**Race 6: LADBROKES ODDDS SURGE QTIS Three-Year-Old Handicap - 1050m**  
 08 April 2023 - 14:47  
 Track Rating: Soft 6, Weather: Fine, Rail Position: +5.5m Entire Course



BRISBANE RACING CLUB

Section	Overall	1000m	800m	600m	400m	200m
Section Times	1:02.10 [7] (0:04.81)	0:57.29 [3] (0:10.40)	0:46.89 [2] (0:10.67)	0:36.22 [2] (0:11.70)	0:24.52 [3] (0:11.41)	0:13.11 [4] (0:13.11)
Average Speed [km/h]	37.6	69.2	67.1	61.5	62.7	55.0
Top Speed [km/h]	62.3	71.6	69.8	64.7	64.6	59.2
Avg. Dist. to Rail [m]	2.4	0.9	1.0	0.6	1.5	0.2
Avg. Stride Freq. [Hz]	2.3	2.5	2.5	2.4	2.4	2.4
Avg. Stride Length [m]	4.4	7.5	7.5	7.2	7.4	6.5



- [ ] Ranking at each section and finish
- .-.- No data available at this section
- NA No data available