



# Doomben QLD Professional

## Race 4: MOUNT FRANKLIN QTIS BENCHMARK 68 Handicap - 1660m

12 April 2023 - 13:43



BRISBANE  
RACING CLUB

Track Rating: Good 4, Weather: Fine, Rail Position: +10.5m Entire Course

Section	Field Times	Overall	1400m	1200m	1000m	800m	600m	400m	Last 600m				
		1:40.52 (0:17.34)	1:23.18 (0:11.85)	1:11.33 (0:12.08)	0:59.25 (0:12.26)	0:46.99 (0:12.21)	0:34.78 (0:11.74)	0:23.04 (0:11.29)	0:34.78				
Rank	TAB Horse/Jockey	Barrier	Top Speed [km/h]	Fastest Section					Distance Travelled [m]				
1	5 TELEPHONE BOOTH Angela Jones	5	65.3 Overall	0:11.32 400m	1:40.52 [1] (0:17.34)	1:23.18 [1] (0:11.85)	1:11.33 [1] (0:12.08)	0:59.25 [1] (0:12.26)	0:46.99 [1] (0:12.21)	0:34.78 [1] (0:11.74)	0:23.04 [1] (0:11.32)	0:34.78	
2	10 GREEK STAR Taylor Marshall	12	65.4 400m	0:11.18 400m	1:40.53 [2] (0:17.69)	1:22.84 [2] (0:11.61)	1:11.23 [2] (0:12.09)	0:59.14 [2] (0:12.31)	0:46.83 [2] (0:12.17)	0:34.66 [2] (0:11.72)	0:22.94 [2] (0:11.18)	0:34.66	+2
3	6 HILLCREST AVENUE Brodie Loy	10	65.8 400m	0:11.17 400m	1:40.60 [3] (0:17.79)	1:22.81 [3] (0:11.84)	1:10.97 [3] (0:12.12)	0:58.85 [3] (0:12.38)	0:46.47 [3] (0:12.19)	0:34.28 [3] (0:11.73)	0:22.55 [4] (0:11.17)	0:34.28	+0
4	7 CARBONETTI James Orman	13	66.6 200m	0:10.89 400m	1:40.68 [4] (0:18.31)	1:22.37 [8] (0:11.86)	1:10.51 [8] (0:12.06)	0:58.45 [7] (0:12.26)	0:46.19 [7] (0:12.09)	0:34.10 [7] (0:11.43)	0:22.67 [6] (0:10.89)	0:34.10	+5
5	8 FINSCEAL Justin Huxtable	14	65.7 400m	0:11.16 400m	1:40.68 [5] (0:17.80)	1:22.88 [4] (0:11.80)	1:11.08 [4] (0:12.11)	0:58.97 [4] (0:12.33)	0:46.64 [4] (0:12.18)	0:34.46 [4] (0:11.63)	0:22.83 [3] (0:11.16)	0:34.46	+4
6	1 YANGARI Damien Thornton	4	66.2 400m	0:11.06 400m	1:40.73 [6] (0:18.01)	1:22.72 [6] (0:11.86)	1:10.86 [6] (0:12.06)	0:58.80 [6] (0:12.23)	0:46.57 [5] (0:12.15)	0:34.42 [5] (0:11.55)	0:22.87 [5] (0:11.06)	0:34.42	+4
7	4 SMOKEY DIAMOND Jake Molloy	2	65.7 400m	0:11.13 400m	1:40.93 [7] (0:17.96)	1:22.97 [5] (0:11.84)	1:11.13 [5] (0:12.11)	0:59.02 [5] (0:12.26)	0:46.76 [6] (0:12.21)	0:34.55 [6] (0:11.75)	0:22.80 [7] (0:11.13)	0:34.55	+0
8	3 KISS MY MILLO Marnu Potgieter	11	66.8 400m	0:10.93 400m	1:40.95 [8] (0:18.59)	1:22.36 [9] (0:11.76)	1:10.60 [9] (0:12.09)	0:58.51 [9] (0:12.29)	0:46.22 [9] (0:12.04)	0:34.18 [9] (0:11.60)	0:22.58 [9] (0:10.93)	0:34.18	-1
9	9 EXOLAY Andrew Mallyon	8	66.4 400m	0:10.99 400m	1:41.60 [9] (0:18.12)	1:23.48 [7] (0:11.92)	1:11.56 [7] (0:12.12)	0:59.44 [8] (0:12.25)	0:47.19 [8] (0:12.07)	0:35.12 [8] (0:11.65)	0:23.47 [8] (0:10.99)	0:35.12	+2

Scratched: Daring Man (#2), Giveitallali (#11), The Golden Soul (#12), Private Banker (#13), Nina Artie (#14)



# Doomben QLD Professional

## Race 4: MOUNT FRANKLIN QTIS BENCHMARK 68 Handicap - 1660m

12 April 2023 - 13:43



BRISBANE  
RACING CLUB

Track Rating: Good 4, Weather: Fine, Rail Position: +10.5m Entire Course

Section				200m				Last 600m	
Field Times				0:11.75 (0:11.75)				0:34.78	
Rank	TAB Horse/Jockey	Barrier	Top Speed [km/h]	Fastest Section	Margin				Distance Travelled [m]
1	5 TELEPHONE BOOTH Angela Jones	5	65.3 Overall	0:11.32 400m	0:11.72 [3] (0:11.72)	1:40.52		0:34.78	
2	10 GREEK STAR Taylor Marshall	12	65.4 400m	0:11.18 400m	0:11.76 [1] (0:11.76)	0.11L		0:34.66	+2
3	6 HILLCREST AVENUE Brodie Loy	10	65.8 400m	0:11.17 400m	0:11.38 [6] (0:11.38)	0.49L		0:34.28	+0
4	7 CARBONETTI James Orman	13	66.6 200m	0:10.89 400m	0:11.78 [2] (0:11.78)	0.94L		0:34.10	+5
5	8 FINSCEAL Justin Huxtable	14	65.7 400m	0:11.16 400m	0:11.67 [5] (0:11.67)	0.98L		0:34.46	+4
6	1 YANGARI Damien Thornton	4	66.2 400m	0:11.06 400m	0:11.81 [4] (0:11.81)	1.28L		0:34.42	+4
7	4 SMOKEY DIAMOND Jake Molloy	2	65.7 400m	0:11.13 400m	0:11.67 [9] (0:11.67)	2.45L		0:34.55	+0
8	3 KISS MY MILLO Marnu Potgieter	11	66.8 400m	0:10.93 400m	0:11.65 [8] (0:11.65)	2.54L		0:34.18	-1
9	9 EXOLAY Andrew Mallyon	8	66.4 400m	0:10.99 400m	0:12.48 [7] (0:12.48)	6.35L		0:35.12	+2

Scratched: Daring Man (#2), Giveitallali (#11), The Golden Soul (#12), Private Banker (#13), Nina Artie (#14)



Horse/Jockey Name	Telephone Booth
Final Rank	1
Fastest Section Time (Section)	0:11.32 (400m)
Top Speed [km/h] (Section)	65.3 (Overall)
Race State	Finished

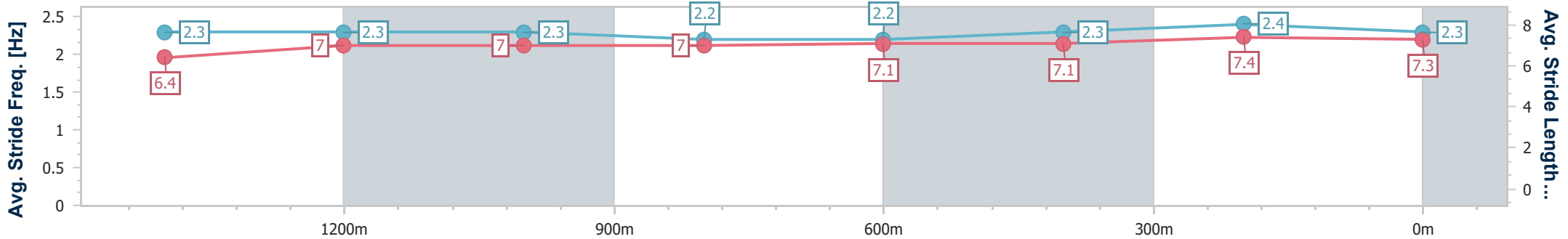
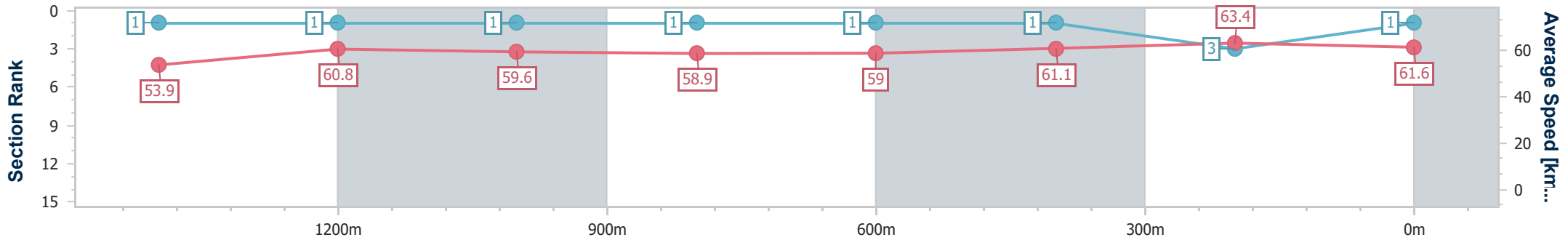


**Doomben QLD Professional**  
**Race 4: MOUNT FRANKLIN QTIS BENCHMARK 68 Handicap - 1660m**  
 12 April 2023 - 13:43  
 Track Rating: Good 4, Weather: Fine, Rail Position: +10.5m Entire Course



BRISBANE RACING CLUB

Section	Overall	1400m	1200m	1000m	800m	600m	400m	200m
Section Times	1:40.52 [1] (0:17.34)	1:23.18 [1] (0:11.85)	1:11.33 [1] (0:12.08)	0:59.25 [1] (0:12.26)	0:46.99 [1] (0:12.21)	0:34.78 [1] (0:11.74)	0:23.04 [1] (0:11.32)	0:11.72 [3] (0:11.72)
Average Speed [km/h]	53.9	60.8	59.6	58.9	59.0	61.1	63.4	61.6
Top Speed [km/h]	65.3	62.2	60.5	59.8	60.6	62.2	64.8	63.7
Avg. Dist. to Rail [m]	0.7	0.4	0.6	0.8	0.5	0.8	1.3	2.0
Avg. Stride Freq. [Hz]	2.3	2.3	2.3	2.2	2.2	2.3	2.4	2.3
Avg. Stride Length [m]	6.4	7.0	7.0	7.0	7.1	7.1	7.4	7.3



- [ ] Ranking at each section and finish
- .-.- No data available at this section
- NA No data available



Horse/Jockey Name	Greek Star
Final Rank	2
Fastest Section Time (Section)	0:11.18 (400m)
Top Speed [km/h] (Section)	65.4 (400m)
Race State	Finished

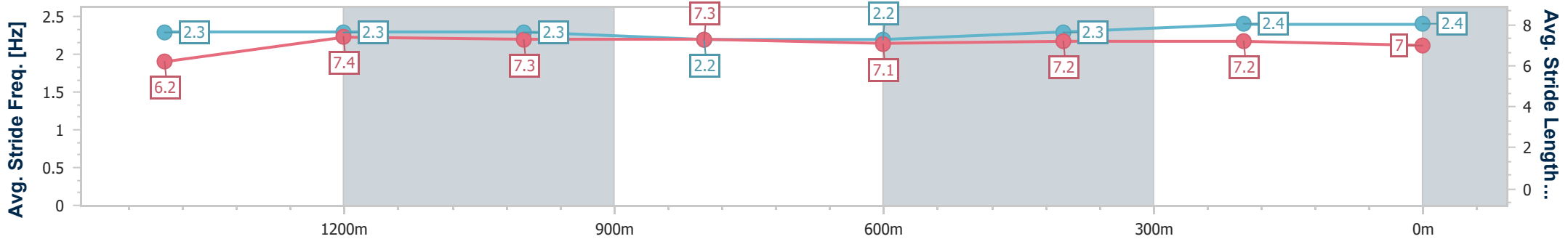
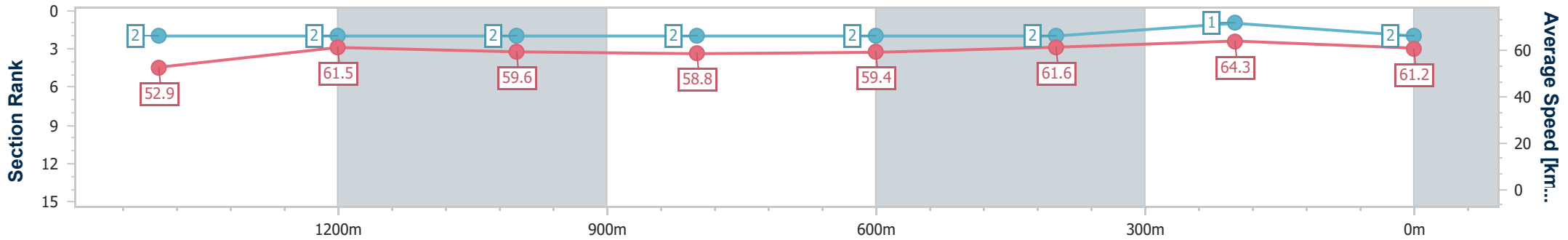


**Doomben QLD Professional**  
**Race 4: MOUNT FRANKLIN QTIS BENCHMARK 68 Handicap - 1660m**  
 12 April 2023 - 13:43  
 Track Rating: Good 4, Weather: Fine, Rail Position: +10.5m Entire Course



BRISBANE  
RACING CLUB

Section	Overall	1400m	1200m	1000m	800m	600m	400m	200m						
Section Times	1:40.53 [2] (0:17.69)	1:22.84 [2] (0:11.61)	1:11.23 [2] (0:12.09)	0:59.14 [2] (0:12.31)	0:46.83 [2] (0:12.17)	0:34.66 [2] (0:11.72)	0:22.94 [2] (0:11.18)	0:11.76 [1] (0:11.76)						
Average Speed [km/h]	52.9	61.5	59.6	58.8	59.4	61.6	64.3	61.2						
Top Speed [km/h]	64.0	62.7	60.3	59.9	60.6	62.9	65.4	63.8						
Avg. Dist. to Rail [m]	1.3	1.3	1.0	1.8	1.2	0.5	0.8	0.7						
Avg. Stride Freq. [Hz]	2.3	2.3	2.3	2.2	2.2	2.3	2.4	2.4						
Avg. Stride Length [m]	6.2	7.4	7.3	7.3	7.1	7.2	7.2	7.0						



- [ ] Ranking at each section and finish
- .-.- No data available at this section
- NA No data available



Horse/Jockey Name	Hillcrest Avenue
Final Rank	3
Fastest Section Time (Section)	0:11.17 (400m)
Top Speed [km/h] (Section)	65.8 (400m)
Race State	Finished

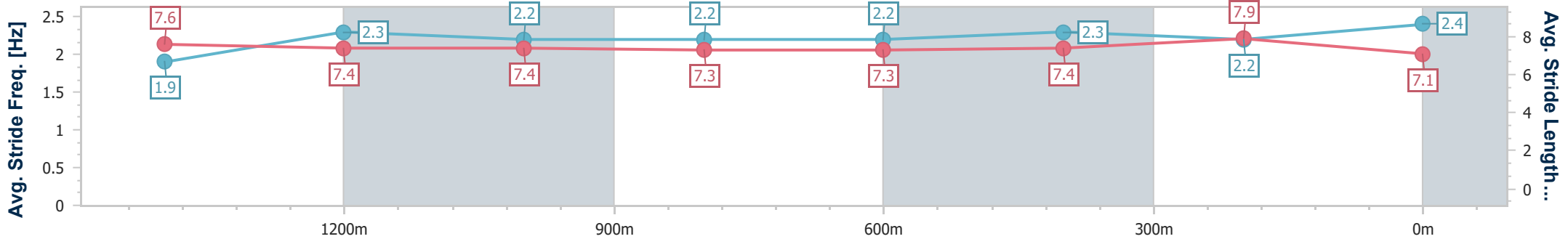
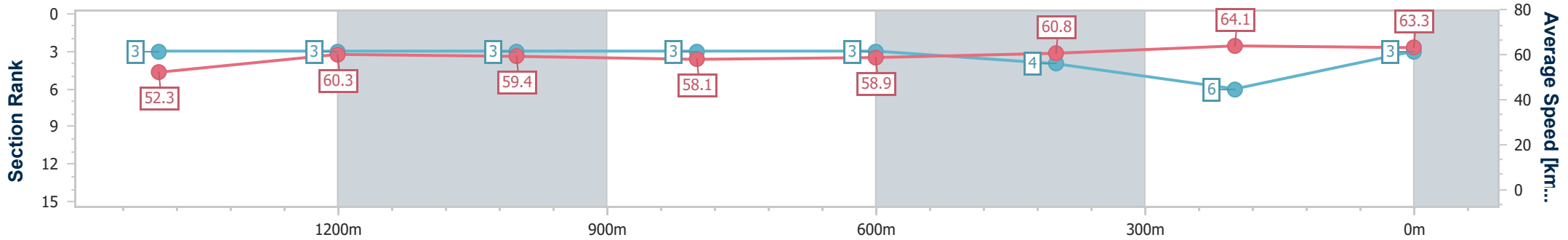


**Doomben QLD Professional**  
**Race 4: MOUNT FRANKLIN QTIS BENCHMARK 68 Handicap - 1660m**  
 12 April 2023 - 13:43  
 Track Rating: Good 4, Weather: Fine, Rail Position: +10.5m Entire Course



BRISBANE RACING CLUB

Section	Overall	1400m	1200m	1000m	800m	600m	400m	200m						
Section Times	1:40.60 [3] (0:17.79)	1:22.81 [3] (0:11.84)	1:10.97 [3] (0:12.12)	0:58.85 [3] (0:12.38)	0:46.47 [3] (0:12.19)	0:34.28 [3] (0:11.73)	0:22.55 [4] (0:11.17)	0:11.38 [6] (0:11.38)						
Average Speed [km/h]	52.3	60.3	59.4	58.1	58.9	60.8	64.1	63.3						
Top Speed [km/h]	64.5	63.6	60.3	59.7	59.9	63.3	65.8	65.5						
Avg. Dist. to Rail [m]	1.5	1.4	0.3	0.4	0.6	1.6	1.6	4.2						
Avg. Stride Freq. [Hz]	1.9	2.3	2.2	2.2	2.2	2.3	2.2	2.4						
Avg. Stride Length [m]	7.6	7.4	7.4	7.3	7.3	7.4	7.9	7.1						



- [ ] Ranking at each section and finish
- .-.- No data available at this section
- NA No data available



Horse/Jockey Name	Carbonetti
Final Rank	4
Fastest Section Time (Section)	0:10.89 (400m)
Top Speed [km/h] (Section)	66.6 (200m)
Race State	Finished

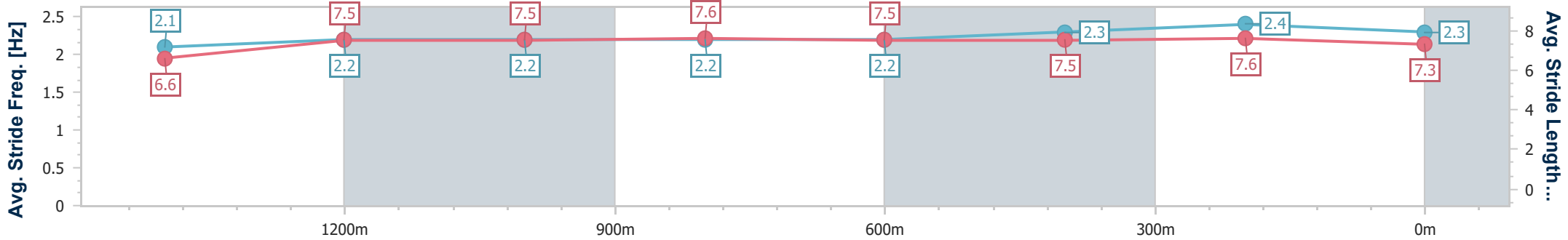
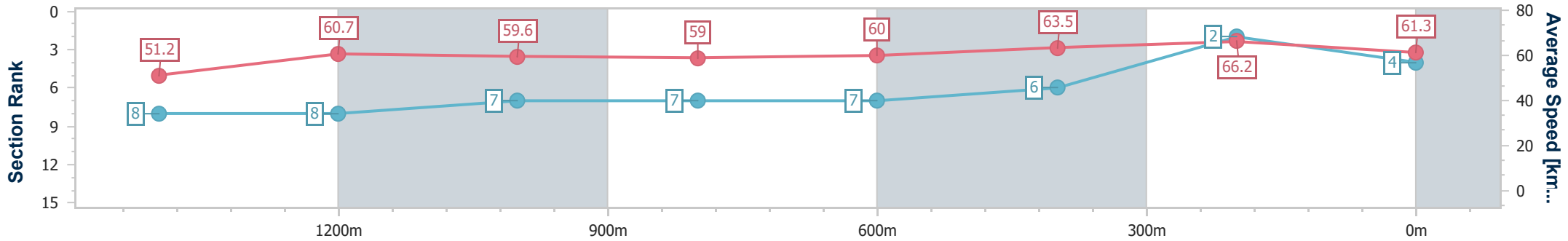


**Doomben QLD Professional**  
**Race 4: MOUNT FRANKLIN QTIS BENCHMARK 68 Handicap - 1660m**  
 12 April 2023 - 13:43  
 Track Rating: Good 4, Weather: Fine, Rail Position: +10.5m Entire Course



BRISBANE  
RACING CLUB

Section	Overall	1400m	1200m	1000m	800m	600m	400m	200m						
Section Times	1:40.68 [4] (0:18.31)	1:22.37 [8] (0:11.86)	1:10.51 [8] (0:12.06)	0:58.45 [7] (0:12.26)	0:46.19 [7] (0:12.09)	0:34.10 [7] (0:11.43)	0:22.67 [6] (0:10.89)	0:11.78 [2] (0:11.78)						
Average Speed [km/h]	51.2	60.7	59.6	59.0	60.0	63.5	66.2	61.3						
Top Speed [km/h]	65.8	65.7	61.2	59.7	61.3	66.1	66.6	66.6						
Avg. Dist. to Rail [m]	1.6	0.9	1.6	1.6	1.4	1.5	2.9	3.2						
Avg. Stride Freq. [Hz]	2.1	2.2	2.2	2.2	2.2	2.3	2.4	2.3						
Avg. Stride Length [m]	6.6	7.5	7.5	7.6	7.5	7.5	7.6	7.3						



- [ ] Ranking at each section and finish
- .-.- No data available at this section
- NA No data available



Horse/Jockey Name	Finsceal
Final Rank	5
Fastest Section Time (Section)	0:11.16 (400m)
Top Speed [km/h] (Section)	65.7 (400m)
Race State	Finished

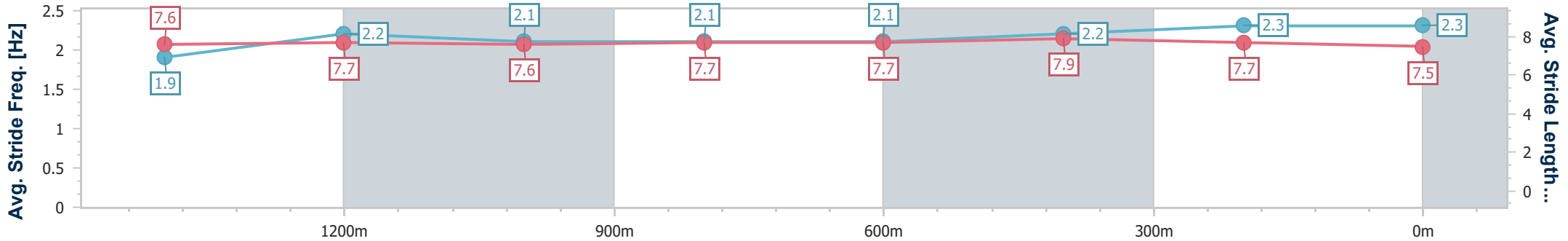
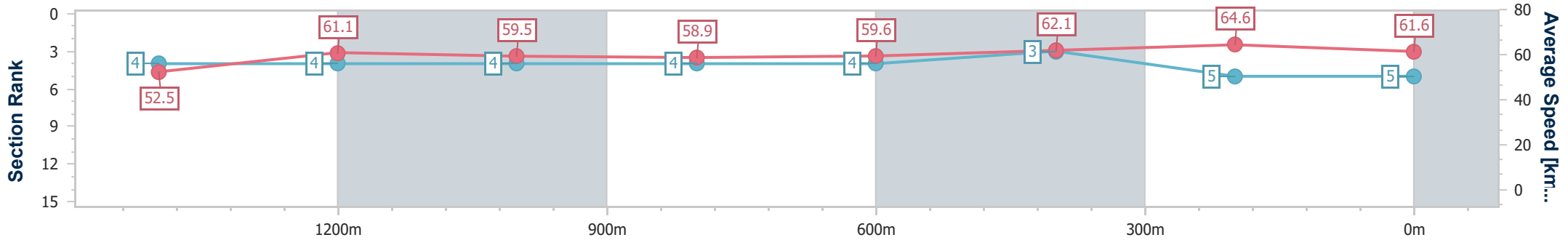


**Doomben QLD Professional**  
**Race 4: MOUNT FRANKLIN QTIS BENCHMARK 68 Handicap - 1660m**  
 12 April 2023 - 13:43  
 Track Rating: Good 4, Weather: Fine, Rail Position: +10.5m Entire Course



BRISBANE  
RACING CLUB

Section	Overall	1400m	1200m	1000m	800m	600m	400m	200m						
Section Times	1:40.68 [5] (0:17.80)	1:22.88 [4] (0:11.80)	1:11.08 [4] (0:12.11)	0:58.97 [4] (0:12.33)	0:46.64 [4] (0:12.18)	0:34.46 [4] (0:11.63)	0:22.83 [3] (0:11.16)	0:11.67 [5] (0:11.67)						
Average Speed [km/h]	52.5	61.1	59.5	58.9	59.6	62.1	64.6	61.6						
Top Speed [km/h]	64.7	63.1	60.6	59.9	60.3	63.7	65.7	65.2						
Avg. Dist. to Rail [m]	2.0	0.6	2.3	2.7	2.0	0.7	1.2	2.0						
Avg. Stride Freq. [Hz]	1.9	2.2	2.1	2.1	2.1	2.2	2.3	2.3						
Avg. Stride Length [m]	7.6	7.7	7.6	7.7	7.7	7.9	7.7	7.5						



- [ ] Ranking at each section and finish
- .-.- No data available at this section
- NA No data available



Horse/Jockey Name	Yangari
Final Rank	6
Fastest Section Time (Section)	0:11.06 (400m)
Top Speed [km/h] (Section)	66.2 (400m)
Race State	Finished

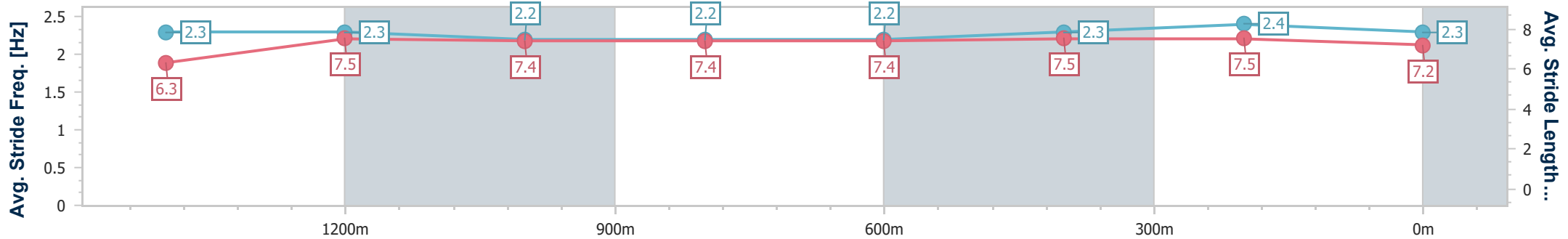
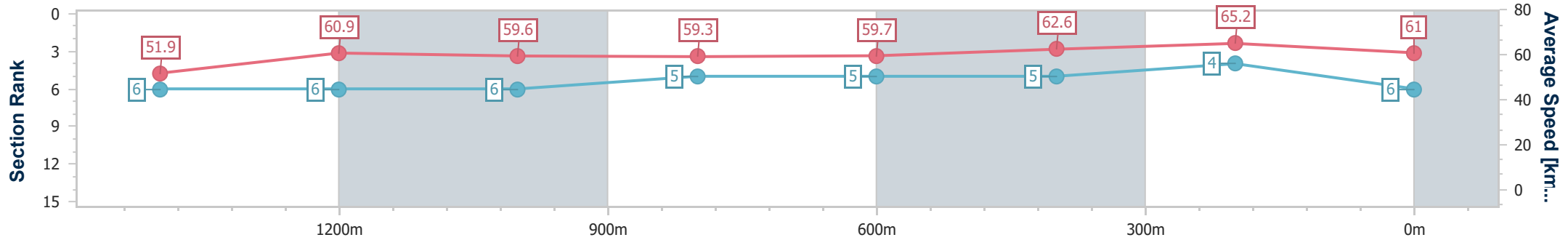


**Doomben QLD Professional**  
**Race 4: MOUNT FRANKLIN QTIS BENCHMARK 68 Handicap - 1660m**  
 12 April 2023 - 13:43  
 Track Rating: Good 4, Weather: Fine, Rail Position: +10.5m Entire Course



BRISBANE  
RACING CLUB

Section	Overall	1400m	1200m	1000m	800m	600m	400m	200m						
Section Times	1:40.73 [6] (0:18.01)	1:22.72 [6] (0:11.86)	1:10.86 [6] (0:12.06)	0:58.80 [6] (0:12.23)	0:46.57 [5] (0:12.15)	0:34.42 [5] (0:11.55)	0:22.87 [5] (0:11.06)	0:11.81 [4] (0:11.81)						
Average Speed [km/h]	51.9	60.9	59.6	59.3	59.7	62.6	65.2	61.0						
Top Speed [km/h]	63.1	62.1	61.0	59.9	60.6	65.7	66.2	64.4						
Avg. Dist. to Rail [m]	1.1	0.6	1.5	1.8	1.9	1.0	1.7	1.2						
Avg. Stride Freq. [Hz]	2.3	2.3	2.2	2.2	2.2	2.3	2.4	2.3						
Avg. Stride Length [m]	6.3	7.5	7.4	7.4	7.4	7.5	7.5	7.2						



- [ ] Ranking at each section and finish
- .-.- No data available at this section
- NA No data available





Horse/Jockey Name	Smokey Diamond
Final Rank	7
Fastest Section Time (Section)	0:11.13 (400m)
Top Speed [km/h] (Section)	65.7 (400m)
Race State	Finished

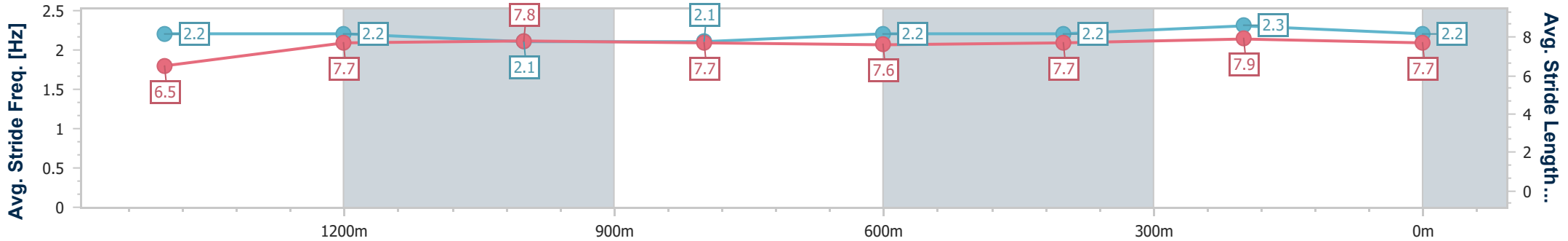
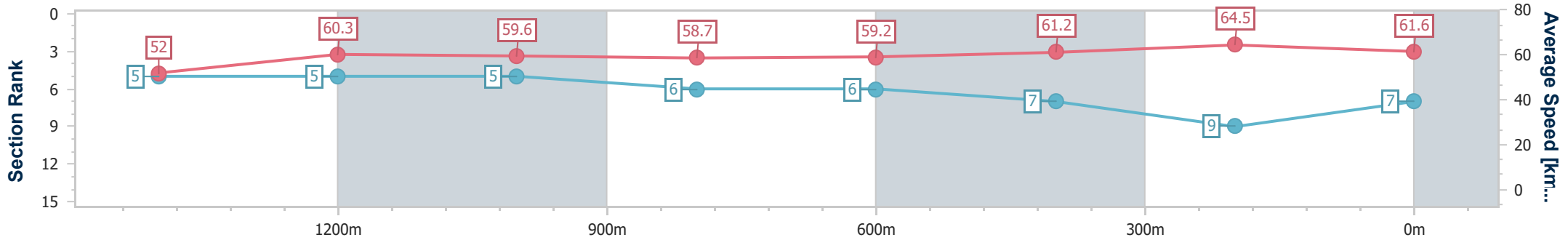


**Doomben QLD Professional**  
**Race 4: MOUNT FRANKLIN QTIS BENCHMARK 68 Handicap - 1660m**  
 12 April 2023 - 13:43  
 Track Rating: Good 4, Weather: Fine, Rail Position: +10.5m Entire Course



BRISBANE RACING CLUB

Section	Overall	1400m	1200m	1000m	800m	600m	400m	200m					
Section Times	1:40.93 [7] (0:17.96)	1:22.97 [5] (0:11.84)	1:11.13 [5] (0:12.11)	0:59.02 [5] (0:12.26)	0:46.76 [6] (0:12.21)	0:34.55 [6] (0:11.75)	0:22.80 [7] (0:11.13)	0:11.67 [9] (0:11.67)					
Average Speed [km/h]	52.0	60.3	59.6	58.7	59.2	61.2	64.5	61.6					
Top Speed [km/h]	62.3	61.5	60.2	60.1	60.6	62.8	65.7	64.0					
Avg. Dist. to Rail [m]	2.7	1.0	0.3	0.2	1.0	1.0	1.3	1.4					
Avg. Stride Freq. [Hz]	2.2	2.2	2.1	2.1	2.2	2.2	2.3	2.2					
Avg. Stride Length [m]	6.5	7.7	7.8	7.7	7.6	7.7	7.9	7.7					



- [ ] Ranking at each section and finish
- .-.- No data available at this section
- NA No data available



Horse/Jockey Name	Kiss My Millo
Final Rank	8
Fastest Section Time (Section)	0:10.93 (400m)
Top Speed [km/h] (Section)	66.8 (400m)
Race State	Finished

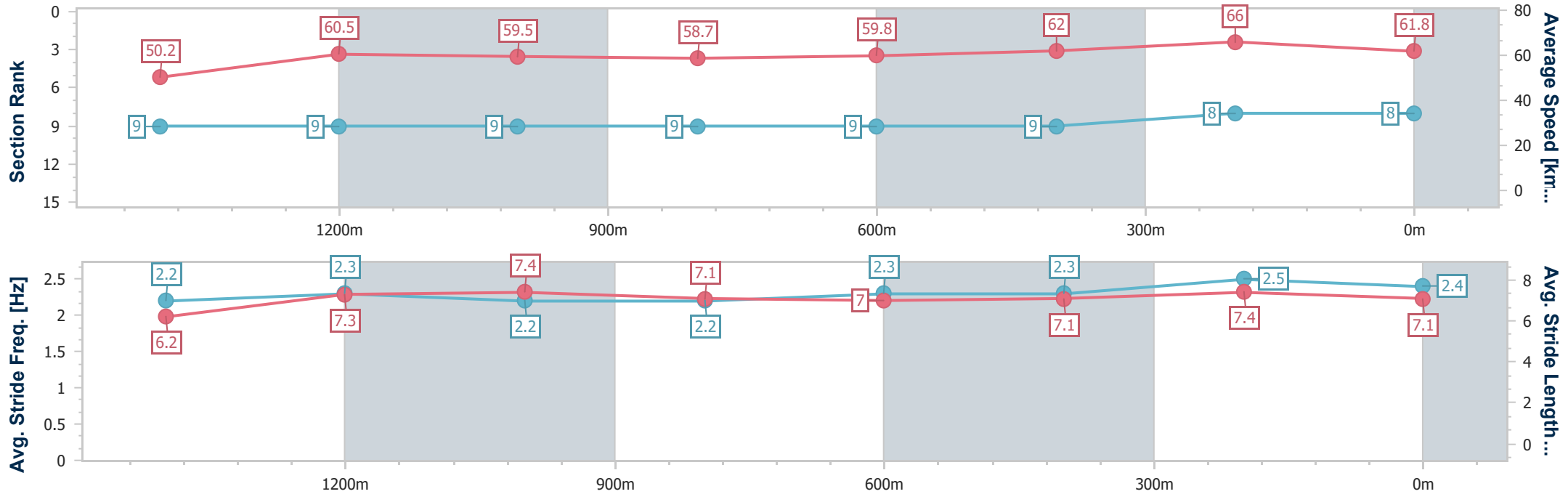


**Doomben QLD Professional**  
**Race 4: MOUNT FRANKLIN QTIS BENCHMARK 68 Handicap - 1660m**  
 12 April 2023 - 13:43  
 Track Rating: Good 4, Weather: Fine, Rail Position: +10.5m Entire Course



**BRISBANE**  
 RACING CLUB

Section	Overall	1400m	1200m	1000m	800m	600m	400m	200m						
Section Times	1:40.95 [8] (0:18.59)	1:22.36 [9] (0:11.76)	1:10.60 [9] (0:12.09)	0:58.51 [9] (0:12.29)	0:46.22 [9] (0:12.04)	0:34.18 [9] (0:11.60)	0:22.58 [9] (0:10.93)	0:11.65 [8] (0:11.65)						
Average Speed [km/h]	50.2	60.5	59.5	58.7	59.8	62.0	66.0	61.8						
Top Speed [km/h]	62.0	62.3	60.6	59.6	60.7	64.2	66.8	66.0						
Avg. Dist. to Rail [m]	2.3	1.8	0.4	0.4	0.4	0.3	2.1	2.4						
Avg. Stride Freq. [Hz]	2.2	2.3	2.2	2.2	2.3	2.3	2.5	2.4						
Avg. Stride Length [m]	6.2	7.3	7.4	7.1	7.0	7.1	7.4	7.1						



- [ ] Ranking at each section and finish
- .-.- No data available at this section
- NA No data available



Horse/Jockey Name	Exolay
Final Rank	9
Fastest Section Time (Section)	0:10.99 (400m)
Top Speed [km/h] (Section)	66.4 (400m)
Race State	Finished

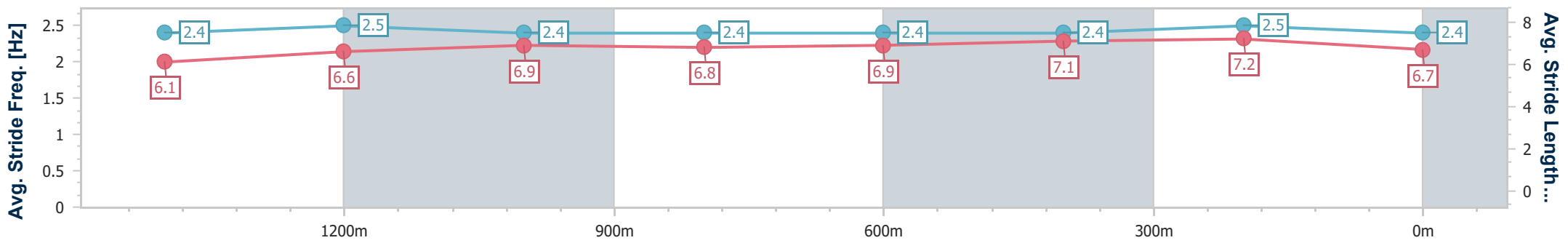
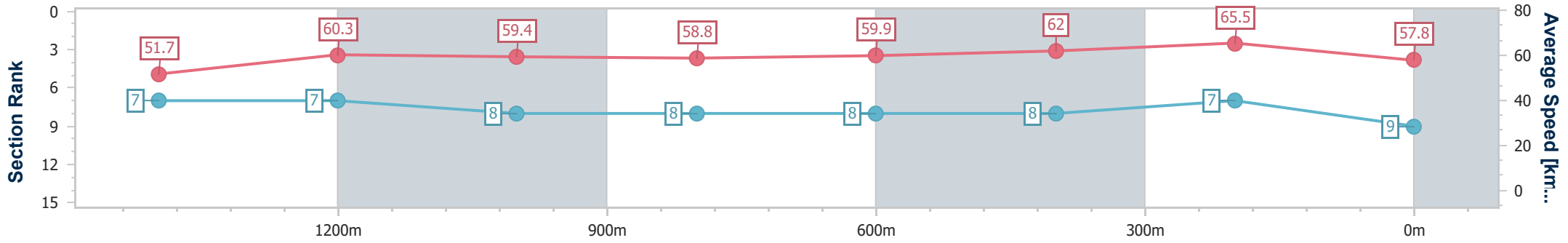


**Doomben QLD Professional**  
**Race 4: MOUNT FRANKLIN QTIS BENCHMARK 68 Handicap - 1660m**  
 12 April 2023 - 13:43  
 Track Rating: Good 4, Weather: Fine, Rail Position: +10.5m Entire Course



BRISBANE  
RACING CLUB

Section	Overall	1400m	1200m	1000m	800m	600m	400m	200m						
Section Times	1:41.60 [9] (0:18.12)	1:23.48 [7] (0:11.92)	1:11.56 [7] (0:12.12)	0:59.44 [8] (0:12.25)	0:47.19 [8] (0:12.07)	0:35.12 [8] (0:11.65)	0:23.47 [8] (0:10.99)	0:12.48 [7] (0:12.48)						
Average Speed [km/h]	51.7	60.3	59.4	58.8	59.9	62.0	65.5	57.8						
Top Speed [km/h]	63.5	61.7	60.7	60.0	61.6	64.1	66.4	64.1						
Avg. Dist. to Rail [m]	0.8	0.3	0.7	0.8	0.7	0.7	2.5	3.1						
Avg. Stride Freq. [Hz]	2.4	2.5	2.4	2.4	2.4	2.4	2.5	2.4						
Avg. Stride Length [m]	6.1	6.6	6.9	6.8	6.9	7.1	7.2	6.7						



- [ ] Ranking at each section and finish
- .-.- No data available at this section
- NA No data available