



Eagle Farm QLD Professional

Race 10: EVA AIR EVERGREEN OPEN QUALITY Handicap - 1810m

16 December 2023 - 17:42



BRISBANE
RACING CLUB

Track Rating: Soft 6, Weather: Fine, Rail Position: +2m Entire

Section														
Field Times														
	Overall	1600m	1400m	1200m	1000m	800m	600m	Last 600m						
	1:52.28 (0:14.92)	1:37.36 (0:12.31)	1:25.05 (0:12.81)	1:12.24 (0:12.56)	0:59.68 (0:12.50)	0:47.18 (0:12.17)	0:35.01 (0:11.58)	0:35.01						
Rank	TAB	Horse/Jockey	Barrier	Top Speed [km/h]	Fastest Section									Distance Travelled [m]
1	1	GREAT HOUSE Martin Harley	4	65.6 400m	0:11.20 400m	1:52.28 [1] (0:15.70)	1:36.58 [5] (0:12.43)	1:24.15 [6] (0:12.52)	1:11.63 [6] (0:12.73)	0:58.90 [6] (0:12.41)	0:46.49 [5] (0:12.16)	0:34.33 [6] (0:11.40)	0:34.33	
2	6	JETTY Robbie Dolan	8	65.7 400m	0:11.29 400m	1:52.28 [2] (0:14.92)	1:37.36 [1] (0:12.31)	1:25.05 [1] (0:12.81)	1:12.24 [1] (0:12.56)	0:59.68 [1] (0:12.50)	0:47.18 [1] (0:12.17)	0:35.01 [1] (0:11.58)	0:35.01	-3
3	3	KNIGHT'S CHOICE Jaden Lloyd	10	66.1 400m	0:11.06 400m	1:52.30 [3] (0:15.73)	1:36.57 [6] (0:12.33)	1:24.24 [5] (0:12.55)	1:11.69 [5] (0:12.74)	0:58.95 [5] (0:12.46)	0:46.49 [6] (0:12.09)	0:34.40 [5] (0:11.43)	0:34.40	-1
4	5	ROUSSEAU James Orman	7	67.2 600m	0:10.95 400m	1:52.42 [4] (0:15.92)	1:36.50 [7] (0:12.48)	1:24.02 [7] (0:12.55)	1:11.47 [7] (0:12.68)	0:58.79 [7] (0:12.44)	0:46.35 [7] (0:12.05)	0:34.30 [7] (0:11.13)	0:34.30	+2
5	7	QUALITY TIME Mark Du Plessis	9	65.0 400m	0:11.34 400m	1:52.46 [5] (0:15.27)	1:37.19 [2] (0:12.27)	1:24.92 [2] (0:12.56)	1:12.36 [2] (0:12.62)	0:59.74 [2] (0:12.45)	0:47.29 [2] (0:12.19)	0:35.10 [2] (0:11.62)	0:35.10	+2
6	2	DUNE FORTY FIVE Boris Thornton	2	64.7 400m	0:11.23 400m	1:52.58 [6] (0:15.48)	1:37.10 [3] (0:12.47)	1:24.63 [4] (0:12.52)	1:12.11 [4] (0:12.65)	0:59.46 [4] (0:12.44)	0:47.02 [4] (0:12.16)	0:34.86 [4] (0:11.42)	0:34.86	-4
7	4	MILITARY GAMBLER Damien Thornton	5	65.5 400m	0:11.25 400m	1:52.74 [7] (0:15.53)	1:37.21 [4] (0:12.39)	1:24.82 [3] (0:12.48)	1:12.34 [3] (0:12.61)	0:59.73 [3] (0:12.52)	0:47.21 [3] (0:12.17)	0:35.04 [3] (0:11.40)	0:35.04	+4

Scratched: Tea Leaves (#11), Savvy Lad (#8), Sneak Preview (#9), Phaistos (#10), Tapildoodledo (#12)

[] Ranking at each section and finish
 -:-:- No data available at this section
 NA No data available

SCN Saddle cloth number
 DNF Did not finish
 DNT Did not track



Eagle Farm QLD Professional

Race 10: EVA AIR EVERGREEN OPEN QUALITY Handicap - 1810m

16 December 2023 - 17:42



BRISBANE
RACING CLUB

Track Rating: Soft 6, Weather: Fine, Rail Position: +2m Entire

Section			400m	200m			Last 600m			
Field Times			0:23.43 (0:11.29)	0:12.14 (0:12.14)			0:35.01			
Rank	TAB	Horse/Jockey	Barrier	Top Speed [km/h]	Fastest Section	Margin		Distance Travelled [m]		
1	1	GREAT HOUSE Martin Harley	4	65.6 400m	0:11.20 400m	0:22.93 [7] (0:11.20)	0:11.73 [7] (0:11.73)	1:52.28	0:34.33	
2	6	JETTY Robbie Dolan	8	65.7 400m	0:11.29 400m	0:23.43 [1] (0:11.29)	0:12.14 [1] (0:12.14)	0.04L	0:35.01	-3
3	3	KNIGHT'S CHOICE Jaden Lloyd	10	66.1 400m	0:11.06 400m	0:22.97 [6] (0:11.06)	0:11.91 [6] (0:11.91)	0.13L	0:34.40	-1
4	5	ROUSSEAU James Orman	7	67.2 600m	0:10.95 400m	0:23.17 [5] (0:10.95)	0:12.22 [2] (0:12.22)	0.84L	0:34.30	+2
5	7	QUALITY TIME Mark Du Plessis	9	65.0 400m	0:11.34 400m	0:23.48 [2] (0:11.34)	0:12.14 [3] (0:12.14)	1.1L	0:35.10	+2
6	2	DUNE FORTY FIVE Boris Thornton	2	64.7 400m	0:11.23 400m	0:23.44 [4] (0:11.23)	0:12.21 [5] (0:12.21)	1.82L	0:34.86	-4
7	4	MILITARY GAMBLER Damien Thornton	5	65.5 400m	0:11.25 400m	0:23.64 [3] (0:11.25)	0:12.39 [4] (0:12.39)	2.73L	0:35.04	+4

Scratched: Tea Leaves (#11), Savvy Lad (#8), Sneak Preview (#9), Phaistos (#10), Tapildoodledo (#12)



Horse/Jockey Name	Great House
Final Rank	1
Fastest Section Time (Section)	0:11.20 (400m)
Top Speed [km/h] (Section)	65.6 (400m)
Race State	Finished

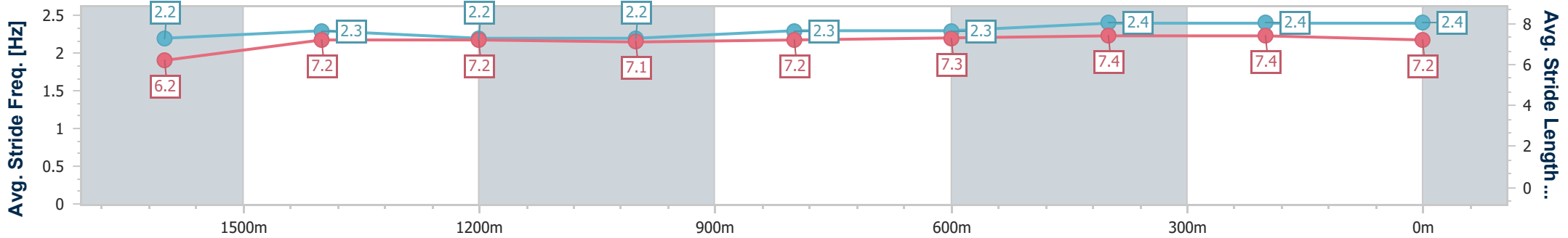
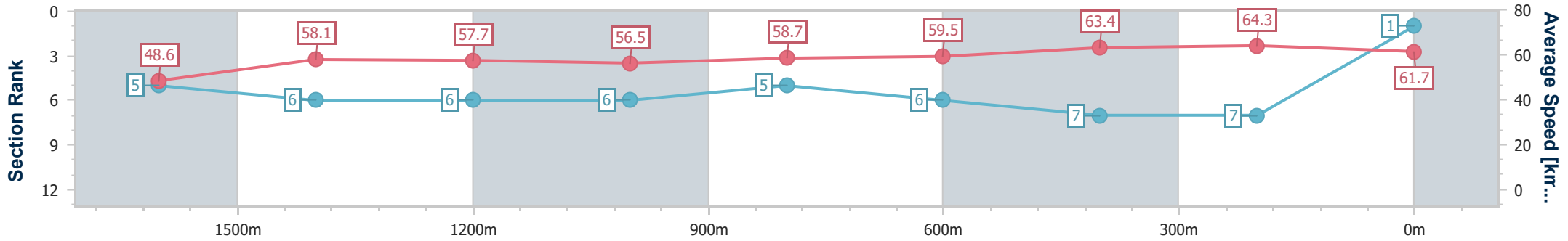


Eagle Farm QLD Professional
 Race 10: EVA AIR EVERGREEN OPEN QUALITY Handicap - 1810m
 16 December 2023 - 17:42
 Track Rating: Soft 6, Weather: Fine, Rail Position: +2m Entire



BRISBANE RACING CLUB

Section	Overall	1600m	1400m	1200m	1000m	800m	600m	400m	200m
Section Times	1:52.28 [1] (0:15.70)	1:36.58 [5] (0:12.43)	1:24.15 [6] (0:12.52)	1:11.63 [6] (0:12.73)	0:58.90 [6] (0:12.41)	0:46.49 [5] (0:12.16)	0:34.33 [6] (0:11.40)	0:22.93 [7] (0:11.20)	0:11.73 [7] (0:11.73)
Average Speed [km/h]	48.6	58.1	57.7	56.5	58.7	59.5	63.4	64.3	61.7
Top Speed [km/h]	58.1	58.7	58.6	57.5	60.4	60.8	64.9	65.6	63.0
Avg. Dist. to Rail [m]	4.0	1.2	1.4	1.7	1.7	1.2	1.1	3.3	2.4
Avg. Stride Freq. [Hz]	2.2	2.3	2.2	2.2	2.3	2.3	2.4	2.4	2.4
Avg. Stride Length [m]	6.2	7.2	7.2	7.1	7.2	7.3	7.4	7.4	7.2



- [] Ranking at each section and finish
- .-.- No data available at this section
- NA No data available



Horse/Jockey Name	Jetty
Final Rank	2
Fastest Section Time (Section)	0:11.29 (400m)
Top Speed [km/h] (Section)	65.7 (400m)
Race State	Finished



Eagle Farm QLD Professional
Race 10: EVA AIR EVERGREEN OPEN QUALITY Handicap - 1810m

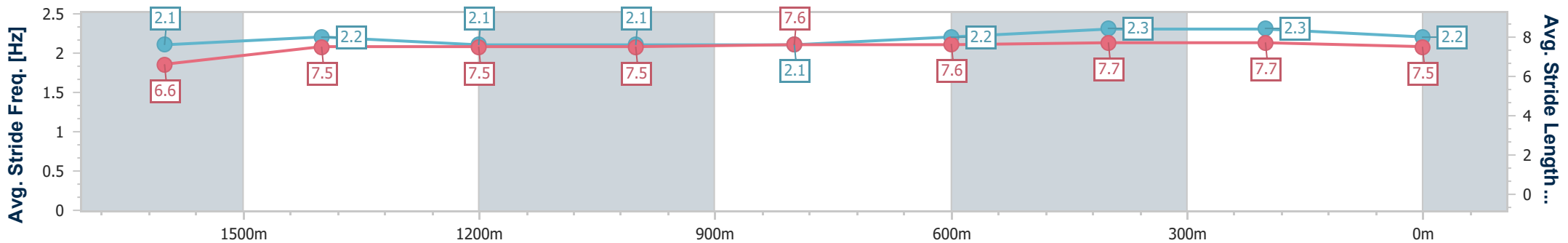
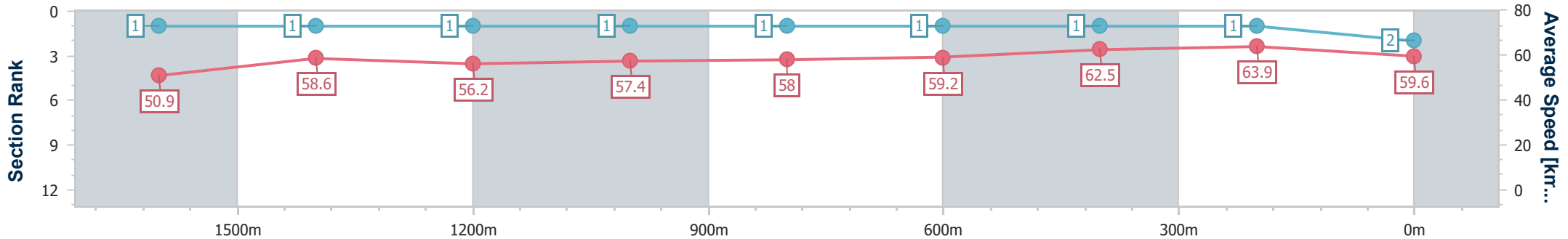
16 December 2023 - 17:42

Track Rating: Soft 6, Weather: Fine, Rail Position: +2m Entire



BRISBANE RACING CLUB

Section	Overall	1600m	1400m	1200m	1000m	800m	600m	400m	200m				
Section Times	1:52.28 [2] (0:14.92)	1:37.36 [1] (0:12.31)	1:25.05 [1] (0:12.81)	1:12.24 [1] (0:12.56)	0:59.68 [1] (0:12.50)	0:47.18 [1] (0:12.17)	0:35.01 [1] (0:11.58)	0:23.43 [1] (0:11.29)	0:12.14 [1] (0:12.14)				
Average Speed [km/h]	50.9	58.6	56.2	57.4	58.0	59.2	62.5	63.9	59.6				
Top Speed [km/h]	61.1	59.4	58.0	58.4	59.3	60.1	64.0	65.7	62.2				
Avg. Dist. to Rail [m]	4.4	0.6	1.4	1.4	1.1	0.7	0.7	4.7	6.0				
Avg. Stride Freq. [Hz]	2.1	2.2	2.1	2.1	2.1	2.2	2.3	2.3	2.2				
Avg. Stride Length [m]	6.6	7.5	7.5	7.5	7.6	7.6	7.7	7.7	7.5				



- [] Ranking at each section and finish
- .-.- No data available at this section
- NA No data available



Horse/Jockey Name	Knight's Choice
Final Rank	3
Fastest Section Time (Section)	0:11.06 (400m)
Top Speed [km/h] (Section)	66.1 (400m)
Race State	Finished



Eagle Farm QLD Professional
Race 10: EVA AIR EVERGREEN OPEN QUALITY Handicap - 1810m

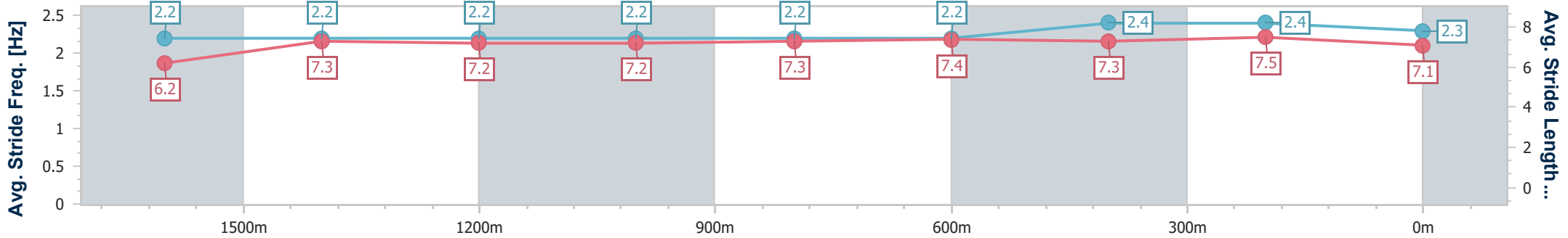
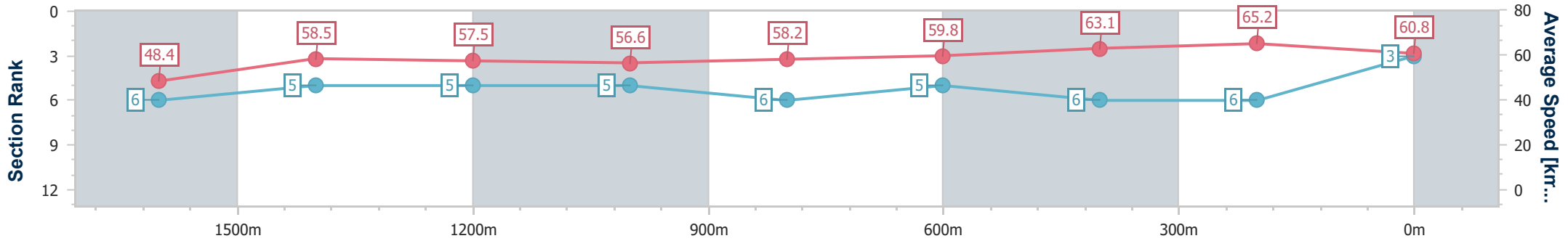
16 December 2023 - 17:42

Track Rating: Soft 6, Weather: Fine, Rail Position: +2m Entire



BRISBANE RACING CLUB

Section	Overall	1600m	1400m	1200m	1000m	800m	600m	400m	200m
Section Times	1:52.30 [3] (0:15.73)	1:36.57 [6] (0:12.33)	1:24.24 [5] (0:12.55)	1:11.69 [5] (0:12.74)	0:58.95 [5] (0:12.46)	0:46.49 [6] (0:12.09)	0:34.40 [5] (0:11.43)	0:22.97 [6] (0:11.06)	0:11.91 [6] (0:11.91)
Average Speed [km/h]	48.4	58.5	57.5	56.6	58.2	59.8	63.1	65.2	60.8
Top Speed [km/h]	58.3	59.8	58.6	57.2	60.0	60.5	65.5	66.1	63.2
Avg. Dist. to Rail [m]	6.0	0.3	0.8	1.4	1.5	1.0	0.9	6.4	5.7
Avg. Stride Freq. [Hz]	2.2	2.2	2.2	2.2	2.2	2.2	2.4	2.4	2.3
Avg. Stride Length [m]	6.2	7.3	7.2	7.2	7.3	7.4	7.3	7.5	7.1



- [] Ranking at each section and finish
- .-.- No data available at this section
- NA No data available



Horse/Jockey Name	Rousseau
Final Rank	4
Fastest Section Time (Section)	0:10.95 (400m)
Top Speed [km/h] (Section)	67.2 (600m)
Race State	Finished

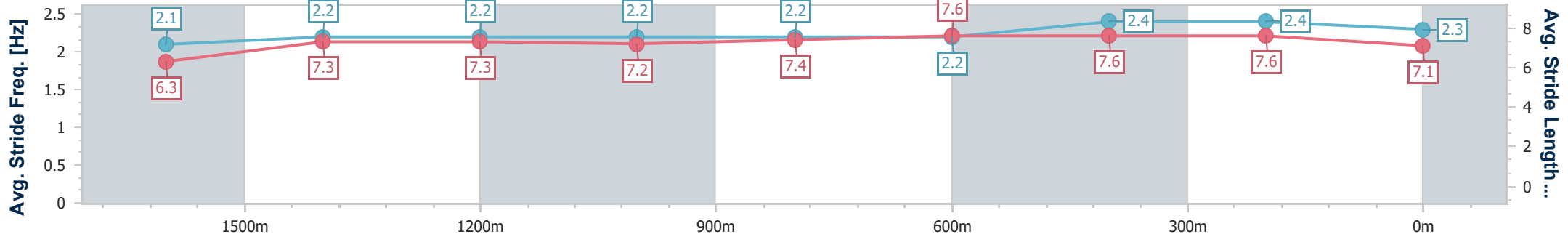
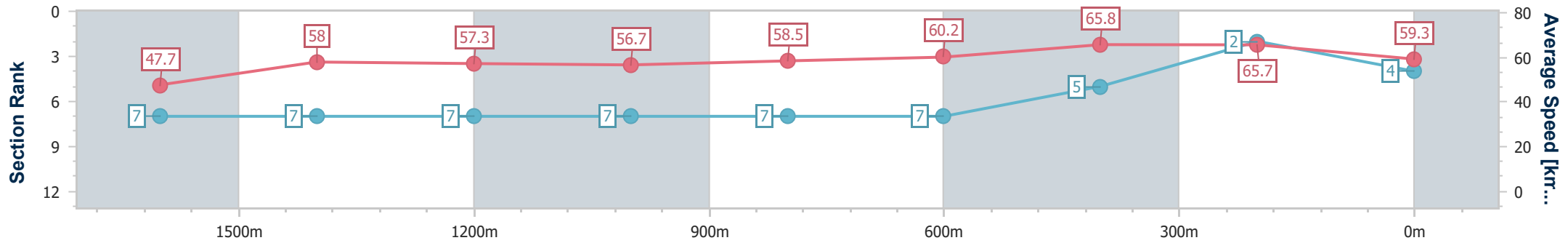


Eagle Farm QLD Professional
 Race 10: EVA AIR EVERGREEN OPEN QUALITY Handicap - 1810m
 16 December 2023 - 17:42
 Track Rating: Soft 6, Weather: Fine, Rail Position: +2m Entire



BRISBANE RACING CLUB

Section	Overall	1600m	1400m	1200m	1000m	800m	600m	400m	200m
Section Times	1:52.42 [4] (0:15.92)	1:36.50 [7] (0:12.48)	1:24.02 [7] (0:12.55)	1:11.47 [7] (0:12.68)	0:58.79 [7] (0:12.44)	0:46.35 [7] (0:12.05)	0:34.30 [7] (0:11.13)	0:23.17 [5] (0:10.95)	0:12.22 [2] (0:12.22)
Average Speed [km/h]	47.7	58.0	57.3	56.7	58.5	60.2	65.8	65.7	59.3
Top Speed [km/h]	57.9	59.1	58.2	58.6	60.8	62.5	67.2	67.0	63.0
Avg. Dist. to Rail [m]	4.4	0.8	1.3	1.5	1.8	2.0	2.9	7.7	10.5
Avg. Stride Freq. [Hz]	2.1	2.2	2.2	2.2	2.2	2.2	2.4	2.4	2.3
Avg. Stride Length [m]	6.3	7.3	7.3	7.2	7.4	7.6	7.6	7.6	7.1



- [] Ranking at each section and finish
- .-.- No data available at this section
- NA No data available



Horse/Jockey Name	Quality Time
Final Rank	5
Fastest Section Time (Section)	0:11.34 (400m)
Top Speed [km/h] (Section)	65.0 (400m)
Race State	Finished



Eagle Farm QLD Professional
Race 10: EVA AIR EVERGREEN OPEN QUALITY Handicap - 1810m

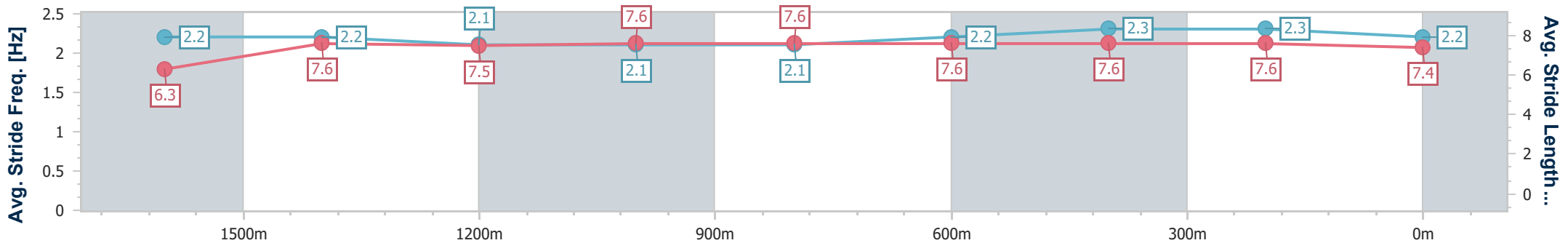
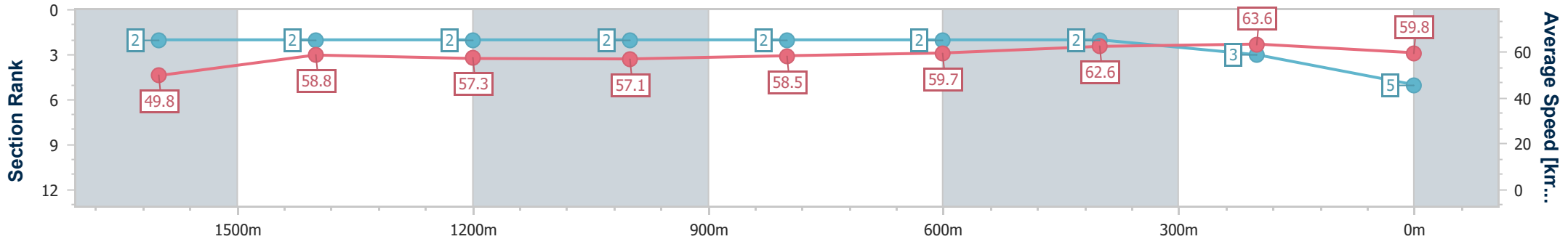
16 December 2023 - 17:42

Track Rating: Soft 6, Weather: Fine, Rail Position: +2m Entire



BRISBANE RACING CLUB

Section	Overall	1600m	1400m	1200m	1000m	800m	600m	400m	200m				
Section Times	1:52.46 [5] (0:15.27)	1:37.19 [2] (0:12.27)	1:24.92 [2] (0:12.56)	1:12.36 [2] (0:12.62)	0:59.74 [2] (0:12.45)	0:47.29 [2] (0:12.19)	0:35.10 [2] (0:11.62)	0:23.48 [2] (0:11.34)	0:12.14 [3] (0:12.14)				
Average Speed [km/h]	49.8	58.8	57.3	57.1	58.5	59.7	62.6	63.6	59.8				
Top Speed [km/h]	60.2	59.3	59.0	57.8	59.3	60.8	64.5	65.0	61.6				
Avg. Dist. to Rail [m]	5.1	0.4	1.3	1.9	2.4	2.1	2.4	7.2	8.7				
Avg. Stride Freq. [Hz]	2.2	2.2	2.1	2.1	2.1	2.2	2.3	2.3	2.2				
Avg. Stride Length [m]	6.3	7.6	7.5	7.6	7.6	7.6	7.6	7.6	7.4				



- [] Ranking at each section and finish
- .-.- No data available at this section
- NA No data available



Horse/Jockey Name	Dune Forty Five
Final Rank	6
Fastest Section Time (Section)	0:11.23 (400m)
Top Speed [km/h] (Section)	64.7 (400m)
Race State	Finished



Eagle Farm QLD Professional
Race 10: EVA AIR EVERGREEN OPEN QUALITY Handicap - 1810m

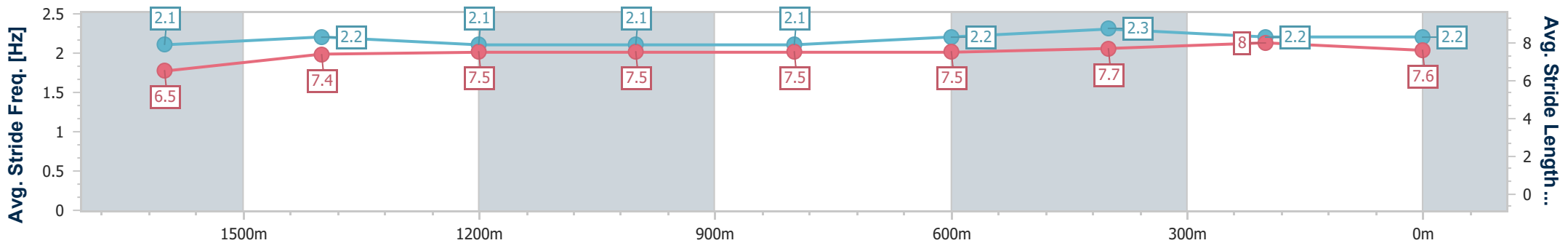
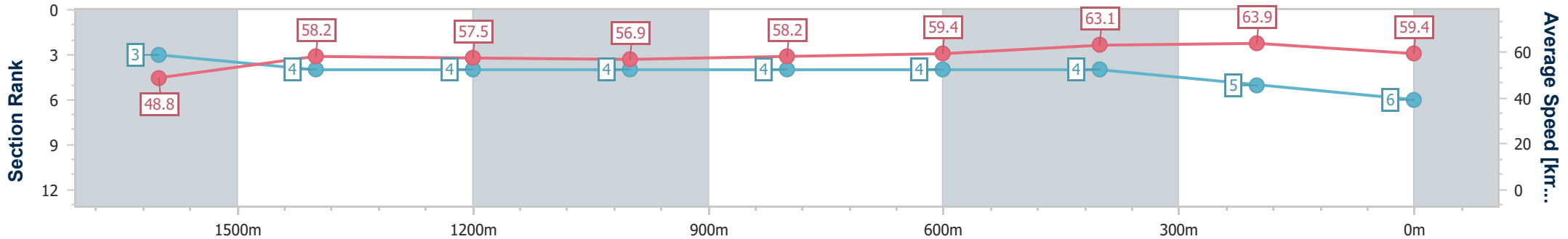
16 December 2023 - 17:42

Track Rating: Soft 6, Weather: Fine, Rail Position: +2m Entire



BRISBANE RACING CLUB

Section	Overall	1600m	1400m	1200m	1000m	800m	600m	400m	200m				
Section Times	1:52.58 [6] (0:15.48)	1:37.10 [3] (0:12.47)	1:24.63 [4] (0:12.52)	1:12.11 [4] (0:12.65)	0:59.46 [4] (0:12.44)	0:47.02 [4] (0:12.16)	0:34.86 [4] (0:11.42)	0:23.44 [4] (0:11.23)	0:12.21 [5] (0:12.21)				
Average Speed [km/h]	48.8	58.2	57.5	56.9	58.2	59.4	63.1	63.9	59.4				
Top Speed [km/h]	57.9	58.5	58.8	57.7	59.6	61.0	64.7	64.7	61.9				
Avg. Dist. to Rail [m]	3.0	1.4	1.7	1.5	0.8	1.0	0.6	4.0	4.9				
Avg. Stride Freq. [Hz]	2.1	2.2	2.1	2.1	2.1	2.2	2.3	2.2	2.2				
Avg. Stride Length [m]	6.5	7.4	7.5	7.5	7.5	7.5	7.7	8.0	7.6				



- [] Ranking at each section and finish
- .-.- No data available at this section
- NA No data available



Horse/Jockey Name	Military Gambler
Final Rank	7
Fastest Section Time (Section)	0:11.25 (400m)
Top Speed [km/h] (Section)	65.5 (400m)
Race State	Finished

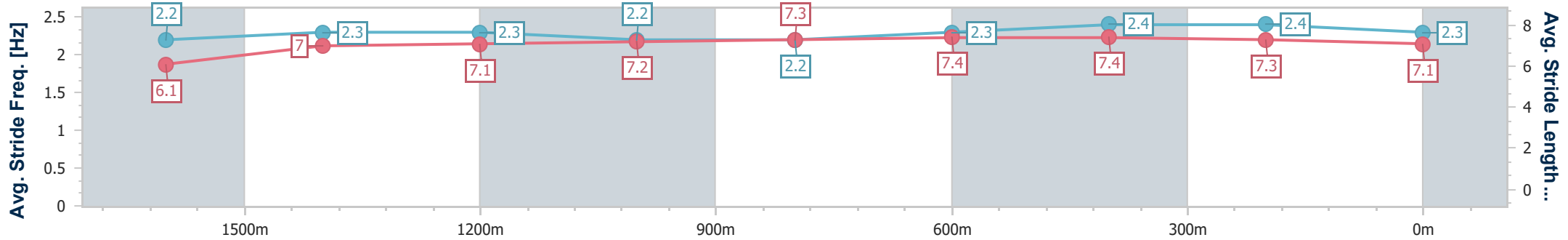
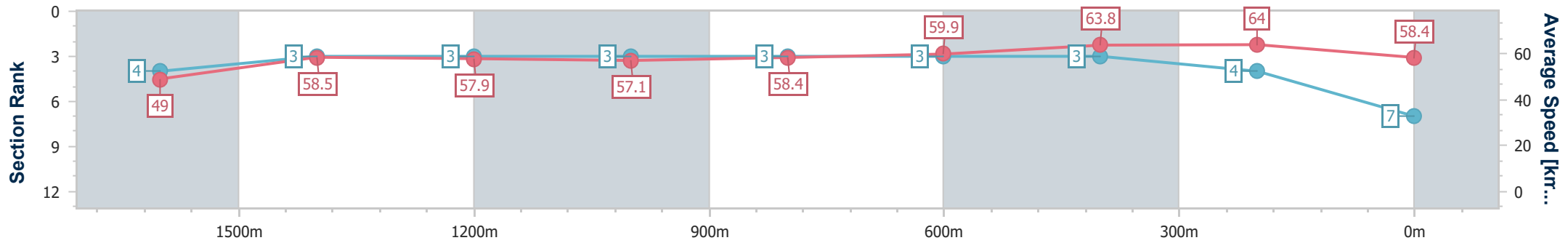


Eagle Farm QLD Professional
 Race 10: EVA AIR EVERGREEN OPEN QUALITY Handicap - 1810m
 16 December 2023 - 17:42
 Track Rating: Soft 6, Weather: Fine, Rail Position: +2m Entire



BRISBANE
RACING CLUB

Section	Overall	1600m	1400m	1200m	1000m	800m	600m	400m	200m
Section Times	1:52.74 [7] (0:15.53)	1:37.21 [4] (0:12.39)	1:24.82 [3] (0:12.48)	1:12.34 [3] (0:12.61)	0:59.73 [3] (0:12.52)	0:47.21 [3] (0:12.17)	0:35.04 [3] (0:11.40)	0:23.64 [3] (0:11.25)	0:12.39 [4] (0:12.39)
Average Speed [km/h]	49.0	58.5	57.9	57.1	58.4	59.9	63.8	64.0	58.4
Top Speed [km/h]	58.5	58.9	58.9	58.1	59.9	61.6	64.9	65.5	61.8
Avg. Dist. to Rail [m]	4.2	1.7	2.1	3.0	3.3	2.0	2.4	7.4	9.5
Avg. Stride Freq. [Hz]	2.2	2.3	2.3	2.2	2.2	2.3	2.4	2.4	2.3
Avg. Stride Length [m]	6.1	7.0	7.1	7.2	7.3	7.4	7.4	7.3	7.1



- [] Ranking at each section and finish
- .-.- No data available at this section
- NA No data available