



Doomben QLD Professional
Race 3: RACEZONE NATIONAL APPRENTICE RACE SERIES Maiden
Plate - 2000m
17 April 2024 - 12:35



BRISBANE
RACING CLUB

Track Rating: Good 4, Weather: Fine, Rail Position: +10m Entire

Section													
Field Times			Overall	1800m	1600m	1400m	1200m	1000m	800m	Last 600m			
			2:09.00 (0:17.90)	1:51.10 (0:11.83)	1:39.27 (0:12.18)	1:27.09 (0:12.91)	1:14.18 (0:12.83)	1:01.35 (0:12.79)	0:48.56 (0:12.47)	0:36.09			
Rank	TAB	Horse/Jockey	Barrier	Top Speed [km/h]	Fastest Section								Distance Travelled [m]
1	11	HATASU Casey Waddell	5	64.3 400m	0:11.44 400m	2:09.00 [1] (0:18.91)	1:50.09 [10] (0:11.97)	1:38.12 [9] (0:12.07)	1:26.05 [8] (0:13.00)	1:13.05 [10] (0:12.54)	1:00.51 [9] (0:12.93)	0:47.58 [9] (0:12.24)	0:35.34
2	6	JUNGLE JET Victoria Corver	10	62.7 400m	0:11.71 400m	2:09.29 [2] (0:19.08)	1:50.21 [11] (0:12.07)	1:38.14 [11] (0:12.14)	1:26.00 [10] (0:12.64)	1:13.36 [8] (0:12.42)	1:00.94 [8] (0:12.62)	0:48.32 [6] (0:12.37)	0:35.95 +4
3	4	ACES UP Jade Hampson	12	66.9 Overall	0:11.58 1800m	2:09.34 [3] (0:18.17)	1:51.17 [4] (0:11.58)	1:39.59 [2] (0:12.16)	1:27.43 [1] (0:12.96)	1:14.47 [2] (0:12.81)	1:01.66 [2] (0:12.79)	0:48.87 [2] (0:12.45)	0:36.42 +0
4	9	YARRA PRINCESS Cejay Graham	4	62.7 400m	0:11.71 400m	2:09.73 [4] (0:19.25)	1:50.48 [12] (0:12.21)	1:38.27 [12] (0:12.38)	1:25.89 [12] (0:12.62)	1:13.27 [12] (0:12.65)	1:00.62 [12] (0:12.68)	0:47.94 [11] (0:12.15)	0:35.79 -7
5	3	VAIN LUKE Jake Molloy	1	63.5 Overall	0:11.84 400m	2:09.99 [5] (0:18.35)	1:51.64 [5] (0:12.05)	1:39.59 [5] (0:12.22)	1:27.37 [6] (0:13.08)	1:14.29 [7] (0:12.60)	1:01.69 [7] (0:12.85)	0:48.84 [7] (0:12.35)	0:36.49 -10
6	7	IN THE PICTURE Rochelle Milnes	6	62.6 Overall	0:11.97 400m	2:10.22 [6] (0:18.62)	1:51.60 [7] (0:12.12)	1:39.48 [8] (0:12.25)	1:27.23 [9] (0:12.95)	1:14.28 [9] (0:12.56)	1:01.72 [10] (0:12.96)	0:48.76 [10] (0:12.26)	0:36.50 -12
7	10	COOL PROPHET Tahlia Fenlon	3	62.3 400m	0:11.85 400m	2:10.26 [7] (0:18.86)	1:51.40 [9] (0:12.19)	1:39.21 [10] (0:12.35)	1:26.86 [11] (0:13.01)	1:13.85 [11] (0:12.65)	1:01.20 [11] (0:12.75)	0:48.45 [12] (0:12.19)	0:36.26 -8
8	2	PUSH TURBO Marnu Potgieter	8	63.8 Overall	0:11.82 1800m	2:10.34 [8] (0:18.13)	1:52.21 [3] (0:11.82)	1:40.39 [3] (0:12.29)	1:28.10 [3] (0:13.00)	1:15.10 [3] (0:12.71)	1:02.39 [3] (0:12.96)	0:49.43 [5] (0:12.30)	0:37.13 -4
9	5	BREYTENBACH Taylor Johnstone	11	63.8 Overall	0:11.83 1800m	2:10.41 [9] (0:17.90)	1:52.51 [1] (0:11.83)	1:40.68 [1] (0:12.19)	1:28.49 [2] (0:12.90)	1:15.59 [1] (0:12.83)	1:02.76 [1] (0:12.79)	0:49.97 [1] (0:12.47)	0:37.50 -8
10	1	NO DOUBLE DIPPING Dan McGillivray	13	65.4 Overall	0:12.01 1800m	2:10.47 [10] (0:18.09)	1:52.38 [2] (0:12.01)	1:40.37 [4] (0:12.27)	1:28.10 [4] (0:13.19)	1:14.91 [5] (0:12.66)	1:02.25 [6] (0:13.01)	0:49.24 [8] (0:12.31)	0:36.93 -2

Scratched: Lazarus (#13)

[] Ranking at each section and finish
 -:-:- No data available at this section
 NA No data available

SCN Saddle cloth number
 DNF Did not finish
 DNT Did not track



Doomben QLD Professional
Race 3: RACEZONE NATIONAL APPRENTICE RACE SERIES Maiden
Plate - 2000m
17 April 2024 - 12:35



Track Rating: Good 4, Weather: Fine, Rail Position: +10m Entire

Section		Overall	1800m	1600m	1400m	1200m	1000m	800m	Last 600m
Field Times		2:09.00 (0:17.90)	1:51.10 (0:11.83)	1:39.27 (0:12.18)	1:27.09 (0:12.91)	1:14.18 (0:12.83)	1:01.35 (0:12.79)	0:48.56 (0:12.47)	0:36.09

Rank	TAB	Horse/Jockey	Barrier	Top Speed [km/h]	Fastest Section								Distance Travelled [m]	
11	12	PARIAH ON FIRE	7	63.5	0:12.03	2:10.63 [11]	1:52.24 [6]	1:40.21 [6]	1:28.13 [5]	1:15.32 [4]	1:02.58 [5]	0:49.78 [4]	0:37.48	-9
		Olivia Webb		Overall	1800m	(0:18.39)	(0:12.03)	(0:12.08)	(0:12.81)	(0:12.74)	(0:12.80)	(0:12.30)		
12	8	SISTINE CHAPEL	9	63.1	0:11.92	2:12.09 [12]	1:53.47 [7]	1:41.55 [7]	1:29.47 [7]	1:16.40 [6]	1:04.10 [4]	0:51.48 [3]	0:39.03	+2
		Bailey Wheeler		Overall	1800m	(0:18.62)	(0:11.92)	(0:12.08)	(0:13.07)	(0:12.30)	(0:12.62)	(0:12.45)		

Scratched: Lazarus (#13)

[] Ranking at each section and finish
 -:-:-:- No data available at this section
 NA No data available

SCN Saddle cloth number
 DNF Did not finish
 DNT Did not track



Doomben QLD Professional
Race 3: RACEZONE NATIONAL APPRENTICE RACE SERIES Maiden
Plate - 2000m
17 April 2024 - 12:35



Track Rating: Good 4, Weather: Fine, Rail Position: +10m Entire

Section					600m	400m	200m	Last 600m			
Field Times					0:36.09 (0:12.32)	0:23.77 (0:11.89)	0:11.88 (0:11.88)	0:36.09			
Rank	TAB Horse/Jockey	Barrier	Top Speed [km/h]	Fastest Section	Margin			Distance Travelled [m]			
1	11 HATASU Casey Waddell	5	64.3 400m	0:11.44 400m	0:35.34 [9] (0:12.15)	0:23.19 [8] (0:11.44)	0:11.75 [3] (0:11.75)	2:09.00	0:35.34		
2	6 JUNGLE JET Victoria Corver	10	62.7 400m	0:11.71 400m	0:35.95 [6] (0:12.20)	0:23.75 [5] (0:11.71)	0:12.04 [2] (0:12.04)	1.69L	0:35.95 +4		
3	4 ACES UP Jade Hampson	12	66.9 Overall	0:11.58 1800m	0:36.42 [2] (0:12.31)	0:24.11 [1] (0:11.89)	0:12.22 [1] (0:12.22)	2.01L	0:36.42 +0		
4	9 YARRA PRINCESS Cejay Graham	4	62.7 400m	0:11.71 400m	0:35.79 [11] (0:12.14)	0:23.65 [11] (0:11.71)	0:11.94 [9] (0:11.94)	4.28L	0:35.79 -7		
5	3 VAIN LUKE Jake Molloy	1	63.5 Overall	0:11.84 400m	0:36.49 [7] (0:12.32)	0:24.17 [9] (0:11.84)	0:12.33 [7] (0:12.33)	5.82L	0:36.49 -10		
6	7 IN THE PICTURE Rochelle Milnes	6	62.6 Overall	0:11.97 400m	0:36.50 [10] (0:12.25)	0:24.25 [10] (0:11.97)	0:12.28 [10] (0:12.28)	7.17L	0:36.50 -12		
7	10 COOL PROPHET Tahlia Fenlon	3	62.3 400m	0:11.85 400m	0:36.26 [12] (0:12.22)	0:24.04 [12] (0:11.85)	0:12.19 [11] (0:12.19)	7.38L	0:36.26 -8		
8	2 PUSH TURBO Marnu Potgieter	8	63.8 Overall	0:11.82 1800m	0:37.13 [5] (0:12.38)	0:24.75 [6] (0:11.97)	0:12.78 [5] (0:12.78)	7.85L	0:37.13 -4		
9	5 BREYTENBACH Taylor Johnstone	11	63.8 Overall	0:11.83 1800m	0:37.50 [1] (0:12.36)	0:25.14 [2] (0:12.13)	0:13.01 [4] (0:13.01)	8.29L	0:37.50 -8		
10	1 NO DOUBLE DIPPING Dan McGillivray	13	65.4 Overall	0:12.01 1800m	0:36.93 [8] (0:12.14)	0:24.79 [7] (0:12.05)	0:12.74 [8] (0:12.74)	8.65L	0:36.93 -2		

Scratched: Lazarus (#13)

[] Ranking at each section and finish
 -:-:- No data available at this section
 NA No data available

SCN Saddle cloth number
 DNF Did not finish
 DNT Did not track



Doomben QLD Professional
Race 3: RACEZONE NATIONAL APPRENTICE RACE SERIES Maiden
Plate - 2000m
17 April 2024 - 12:35



Track Rating: Good 4, Weather: Fine, Rail Position: +10m Entire

Section		600m	400m	200m				Last 600m		
Field Times		0:36.09 (0:12.32)	0:23.77 (0:11.89)	0:11.88 (0:11.88)				0:36.09		
Rank	TAB Horse/Jockey	Barrier	Top Speed [km/h]	Fastest Section	Margin			Distance Travelled [m]		
11	12 PARIAH ON FIRE Olivia Webb	7	63.5 Overall	0:12.03 1800m	0:37.48 [4] (0:12.38)	0:25.10 [3] (0:12.04)	0:13.06 [6] (0:13.06)	9.58L	0:37.48	-9
12	8 SISTINE CHAPEL Bailey Wheeler	9	63.1 Overall	0:11.92 1800m	0:39.03 [3] (0:12.47)	0:26.56 [3] (0:12.56)	0:14.00 [12] (0:14.00)	18.17L	0:39.03	+2

Scratched: Lazarus (#13)

[] Ranking at each section and finish
 -:-:- No data available at this section
 NA No data available

SCN Saddle cloth number
 DNF Did not finish
 DNT Did not track



Horse/Jockey Name	Hatasu
Final Rank	1
Fastest Section Time (Section)	0:11.44 (400m)
Top Speed [km/h] (Section)	64.3 (400m)
Race State	Finished



Doomben QLD Professional
Race 3: RACEZONE NATIONAL APPRENTICE RACE SERIES
Maiden Plate - 2000m

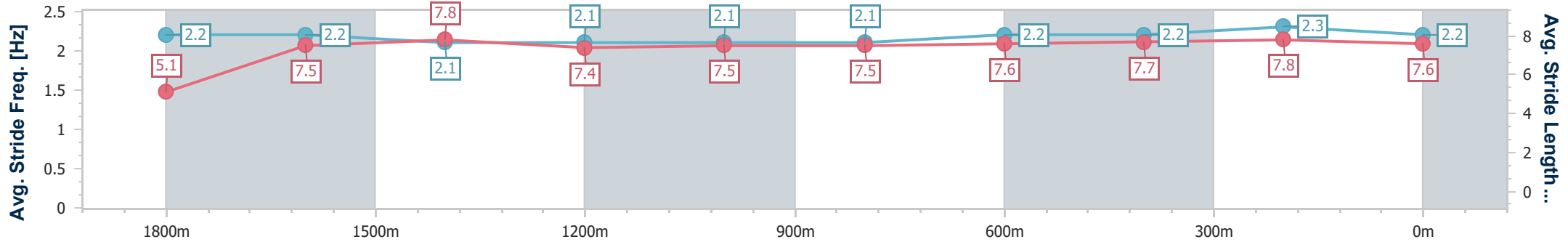
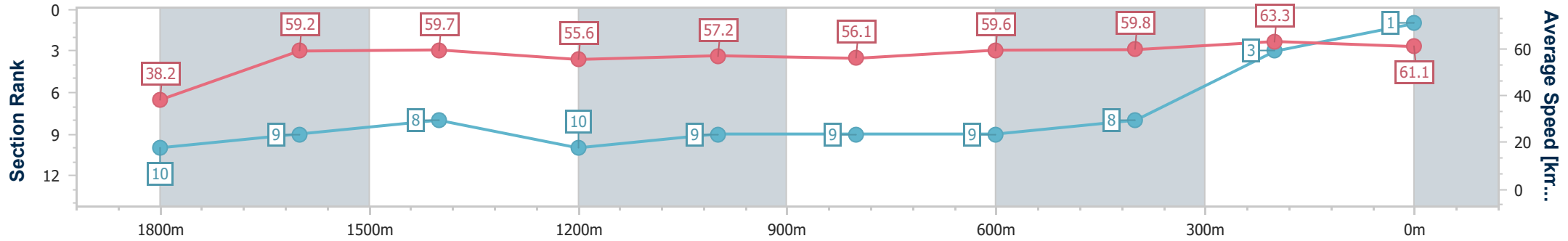
17 April 2024 - 12:35

Track Rating: Good 4, Weather: Fine, Rail Position: +10m Entire



BRISBANE
RACING CLUB

Section	Overall	1800m	1600m	1400m	1200m	1000m	800m	600m	400m	200m
Section Times	2:09.00 [1] (0:18.91)	1:50.09 [10] (0:11.97)	1:38.12 [9] (0:12.07)	1:26.05 [8] (0:13.00)	1:13.05 [10] (0:12.54)	1:00.51 [9] (0:12.93)	0:47.58 [9] (0:12.24)	0:35.34 [9] (0:12.15)	0:23.19 [8] (0:11.44)	0:11.75 [3] (0:11.75)
Average Speed [km/h]	38.2	59.2	59.7	55.6	57.2	56.1	59.6	59.8	63.3	61.1
Top Speed [km/h]	61.6	60.7	61.0	59.6	60.2	59.5	61.2	61.4	64.3	64.1
Avg. Dist. to Rail [m]	4.8	2.2	0.6	0.8	1.8	2.2	2.4	1.9	3.1	4.6
Avg. Stride Freq. [Hz]	2.2	2.2	2.1	2.1	2.1	2.1	2.2	2.2	2.3	2.2
Avg. Stride Length [m]	5.1	7.5	7.8	7.4	7.5	7.5	7.6	7.7	7.8	7.6



- [] Ranking at each section and finish
- .-.- No data available at this section
- NA No data available



Horse/Jockey Name	Jungle Jet
Final Rank	2
Fastest Section Time (Section)	0:11.71 (400m)
Top Speed [km/h] (Section)	62.7 (400m)
Race State	Finished



Doomben QLD Professional
Race 3: RACEZONE NATIONAL APPRENTICE RACE SERIES
Maiden Plate - 2000m

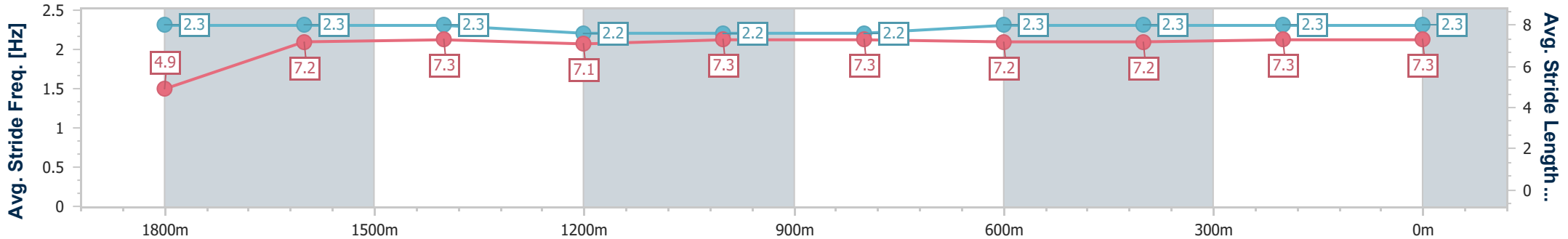
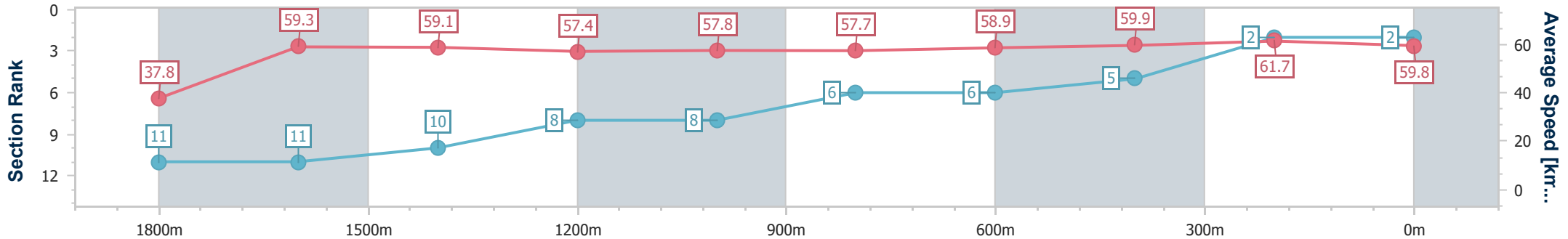
17 April 2024 - 12:35

Track Rating: Good 4, Weather: Fine, Rail Position: +10m Entire



BRISBANE
RACING CLUB

Section	Overall	1800m	1600m	1400m	1200m	1000m	800m	600m	400m	200m
Section Times	2:09.29 [2] (0:19.08)	1:50.21 [11] (0:12.07)	1:38.14 [11] (0:12.14)	1:26.00 [10] (0:12.64)	1:13.36 [8] (0:12.42)	1:00.94 [8] (0:12.62)	0:48.32 [6] (0:12.37)	0:35.95 [6] (0:12.20)	0:23.75 [5] (0:11.71)	0:12.04 [2] (0:12.04)
Average Speed [km/h]	37.8	59.3	59.1	57.4	57.8	57.7	58.9	59.9	61.7	59.8
Top Speed [km/h]	61.3	60.4	60.4	60.7	60.7	59.1	59.7	61.3	62.7	61.6
Avg. Dist. to Rail [m]	6.2	0.8	1.3	1.3	2.6	3.2	3.1	2.6	2.3	4.2
Avg. Stride Freq. [Hz]	2.3	2.3	2.3	2.2	2.2	2.2	2.3	2.3	2.3	2.3
Avg. Stride Length [m]	4.9	7.2	7.3	7.1	7.3	7.3	7.2	7.2	7.3	7.3



- [] Ranking at each section and finish
- .-.- No data available at this section
- NA No data available



Horse/Jockey Name	Aces Up
Final Rank	3
Fastest Section Time (Section)	0:11.58 (1800m)
Top Speed [km/h] (Section)	66.9 (Overall)
Race State	Finished



Doomben QLD Professional
Race 3: RACEZONE NATIONAL APPRENTICE RACE SERIES
Maiden Plate - 2000m

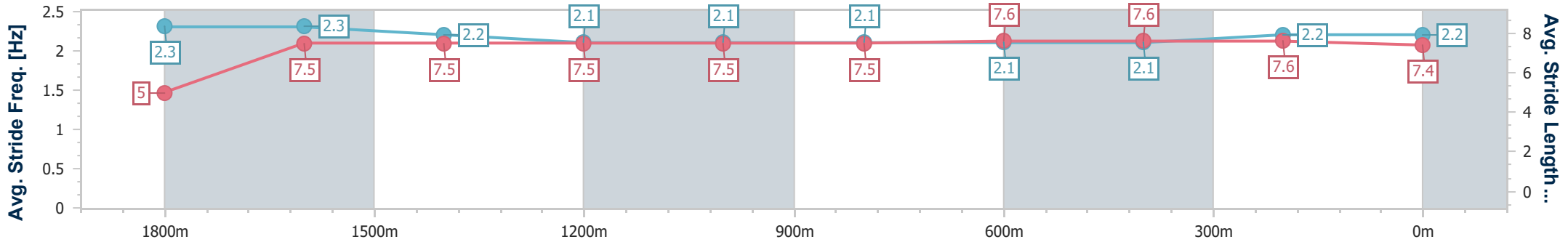
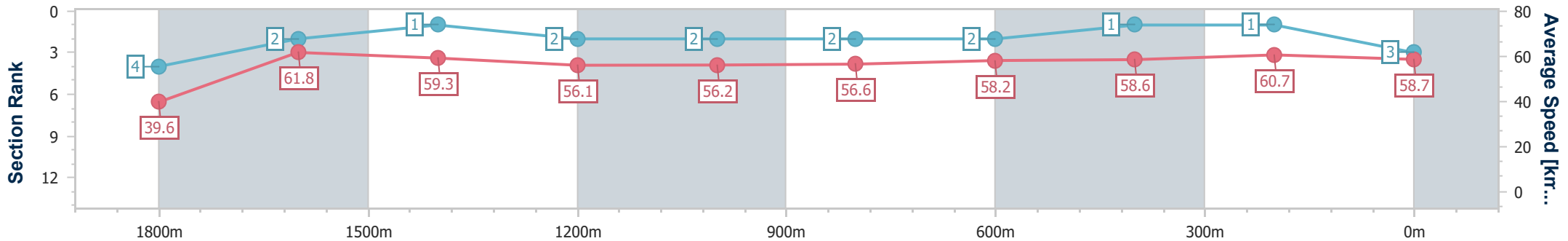
17 April 2024 - 12:35

Track Rating: Good 4, Weather: Fine, Rail Position: +10m Entire



BRISBANE
RACING CLUB

Section	Overall	1800m	1600m	1400m	1200m	1000m	800m	600m	400m	200m
Section Times	2:09.34 [3] (0:18.17)	1:51.17 [4] (0:11.58)	1:39.59 [2] (0:12.16)	1:27.43 [1] (0:12.96)	1:14.47 [2] (0:12.81)	1:01.66 [2] (0:12.79)	0:48.87 [2] (0:12.45)	0:36.42 [2] (0:12.31)	0:24.11 [1] (0:11.89)	0:12.22 [1] (0:12.22)
Average Speed [km/h]	39.6	61.8	59.3	56.1	56.2	56.6	58.2	58.6	60.7	58.7
Top Speed [km/h]	66.9	65.4	61.5	56.9	56.9	58.3	60.2	60.0	62.2	60.7
Avg. Dist. to Rail [m]	6.8	1.7	0.6	1.9	1.3	1.5	1.3	0.6	2.0	1.9
Avg. Stride Freq. [Hz]	2.3	2.3	2.2	2.1	2.1	2.1	2.1	2.1	2.2	2.2
Avg. Stride Length [m]	5.0	7.5	7.5	7.5	7.5	7.5	7.6	7.6	7.6	7.4



- [] Ranking at each section and finish
- .-.- No data available at this section
- NA No data available



Horse/Jockey Name	Yarra Princess
Final Rank	4
Fastest Section Time (Section)	0:11.71 (400m)
Top Speed [km/h] (Section)	62.7 (400m)
Race State	Finished



Doomben QLD Professional
Race 3: RACEZONE NATIONAL APPRENTICE RACE SERIES
Maiden Plate - 2000m

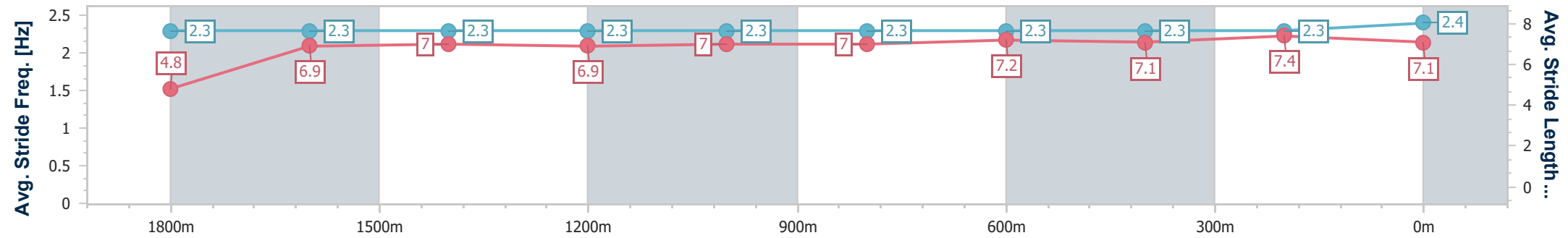
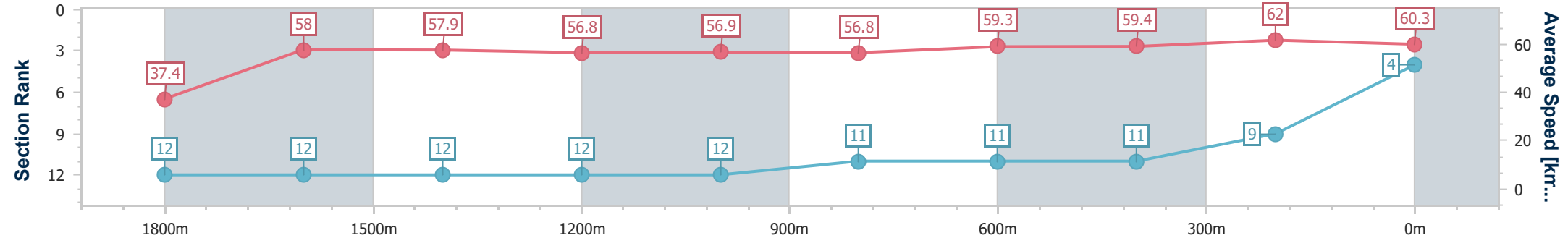
17 April 2024 - 12:35

Track Rating: Good 4, Weather: Fine, Rail Position: +10m Entire



BRISBANE
RACING CLUB

Section	Overall	1800m	1600m	1400m	1200m	1000m	800m	600m	400m	200m
Section Times	2:09.73 [4] (0:19.25)	1:50.48 [12] (0:12.21)	1:38.27 [12] (0:12.38)	1:25.89 [12] (0:12.62)	1:13.27 [12] (0:12.65)	1:00.62 [12] (0:12.68)	0:47.94 [11] (0:12.15)	0:35.79 [11] (0:12.14)	0:23.65 [11] (0:11.71)	0:11.94 [9] (0:11.94)
Average Speed [km/h]	37.4	58.0	57.9	56.8	56.9	56.8	59.3	59.4	62.0	60.3
Top Speed [km/h]	59.7	59.3	60.6	59.7	60.4	60.7	61.4	60.7	62.7	62.4
Avg. Dist. to Rail [m]	6.2	2.5	1.1	0.6	0.9	0.7	0.4	1.1	3.6	4.9
Avg. Stride Freq. [Hz]	2.3	2.3	2.3	2.3	2.3	2.3	2.3	2.3	2.3	2.4
Avg. Stride Length [m]	4.8	6.9	7.0	6.9	7.0	7.0	7.2	7.1	7.4	7.1



- [] Ranking at each section and finish
- .-.- No data available at this section
- NA No data available



Horse/Jockey Name	Vain Luke
Final Rank	5
Fastest Section Time (Section)	0:11.84 (400m)
Top Speed [km/h] (Section)	63.5 (Overall)
Race State	Finished



Doomben QLD Professional
Race 3: RACEZONE NATIONAL APPRENTICE RACE SERIES
Maiden Plate - 2000m

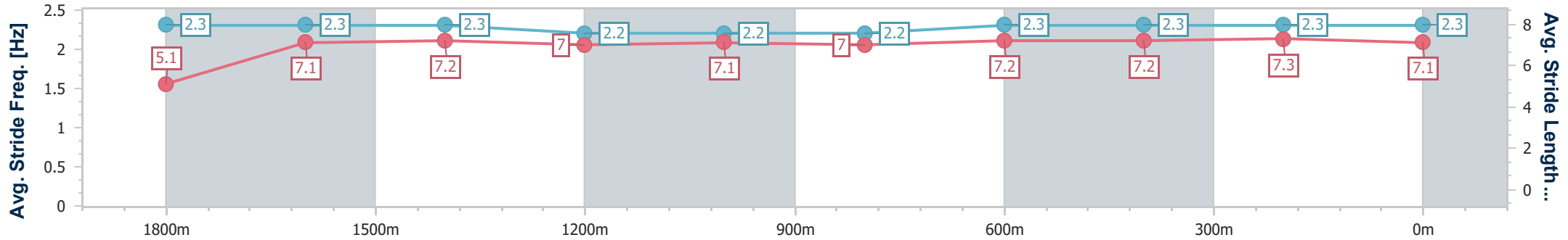
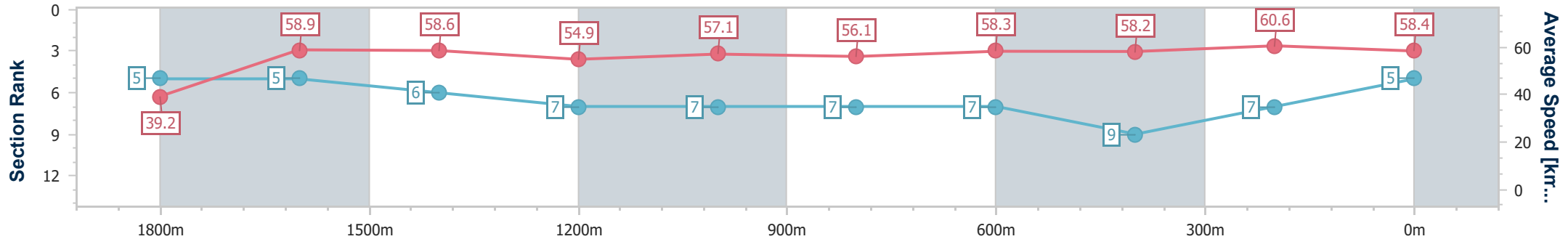
17 April 2024 - 12:35

Track Rating: Good 4, Weather: Fine, Rail Position: +10m Entire



BRISBANE
RACING CLUB

Section	Overall	1800m	1600m	1400m	1200m	1000m	800m	600m	400m	200m
Section Times	2:09.99 [5] (0:18.35)	1:51.64 [5] (0:12.05)	1:39.59 [5] (0:12.22)	1:27.37 [6] (0:13.08)	1:14.29 [7] (0:12.60)	1:01.69 [7] (0:12.85)	0:48.84 [7] (0:12.35)	0:36.49 [7] (0:12.32)	0:24.17 [9] (0:11.84)	0:12.33 [7] (0:12.33)
Average Speed [km/h]	39.2	58.9	58.6	54.9	57.1	56.1	58.3	58.2	60.6	58.4
Top Speed [km/h]	63.5	61.0	60.3	58.6	58.9	57.3	58.9	59.9	62.0	61.1
Avg. Dist. to Rail [m]	5.4	2.2	1.3	0.7	0.2	0.1	0.1	0.7	0.9	0.5
Avg. Stride Freq. [Hz]	2.3	2.3	2.3	2.2	2.2	2.2	2.3	2.3	2.3	2.3
Avg. Stride Length [m]	5.1	7.1	7.2	7.0	7.1	7.0	7.2	7.2	7.3	7.1



- [] Ranking at each section and finish
- .-.- No data available at this section
- NA No data available



Horse/Jockey Name	In The Picture
Final Rank	6
Fastest Section Time (Section)	0:11.97 (400m)
Top Speed [km/h] (Section)	62.6 (Overall)
Race State	Finished



Doomben QLD Professional
Race 3: RACEZONE NATIONAL APPRENTICE RACE SERIES
Maiden Plate - 2000m

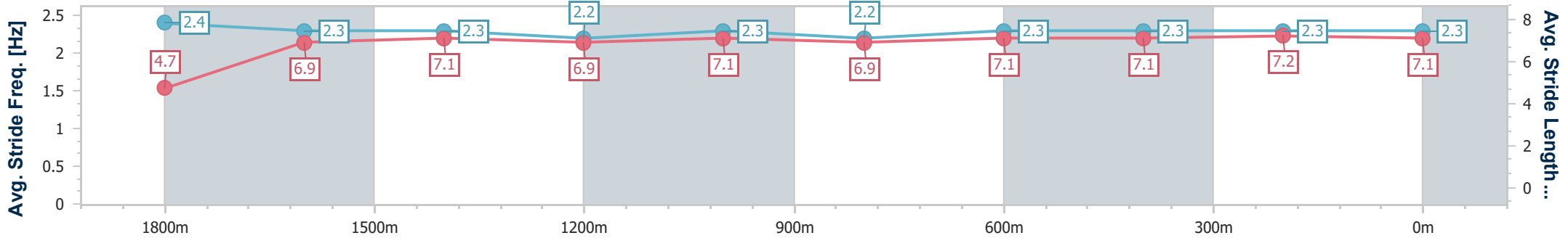
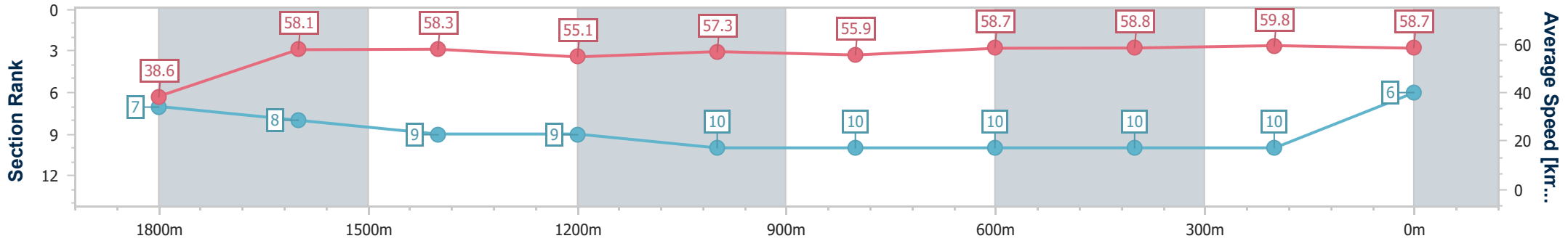
17 April 2024 - 12:35

Track Rating: Good 4, Weather: Fine, Rail Position: +10m Entire



BRISBANE
RACING CLUB

Section	Overall	1800m	1600m	1400m	1200m	1000m	800m	600m	400m	200m
Section Times	2:10.22 [6] (0:18.62)	1:51.60 [7] (0:12.12)	1:39.48 [8] (0:12.25)	1:27.23 [9] (0:12.95)	1:14.28 [9] (0:12.56)	1:01.72 [10] (0:12.96)	0:48.76 [10] (0:12.26)	0:36.50 [10] (0:12.25)	0:24.25 [10] (0:11.97)	0:12.28 [10] (0:12.28)
Average Speed [km/h]	38.6	58.1	58.3	55.1	57.3	55.9	58.7	58.8	59.8	58.7
Top Speed [km/h]	62.6	60.2	59.8	59.5	59.7	58.2	60.1	59.9	61.3	59.9
Avg. Dist. to Rail [m]	5.0	3.3	2.0	1.4	0.7	0.5	0.5	0.5	1.3	0.7
Avg. Stride Freq. [Hz]	2.4	2.3	2.3	2.2	2.3	2.2	2.3	2.3	2.3	2.3
Avg. Stride Length [m]	4.7	6.9	7.1	6.9	7.1	6.9	7.1	7.1	7.2	7.1



- [] Ranking at each section and finish
- .-.- No data available at this section
- NA No data available



Horse/Jockey Name	Cool Prophet
Final Rank	7
Fastest Section Time (Section)	0:11.85 (400m)
Top Speed [km/h] (Section)	62.3 (400m)
Race State	Finished



Doomben QLD Professional
Race 3: RACEZONE NATIONAL APPRENTICE RACE SERIES
Maiden Plate - 2000m

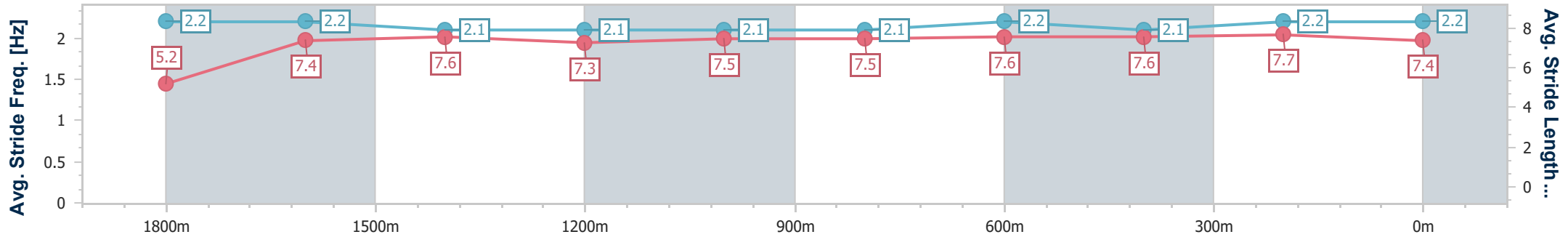
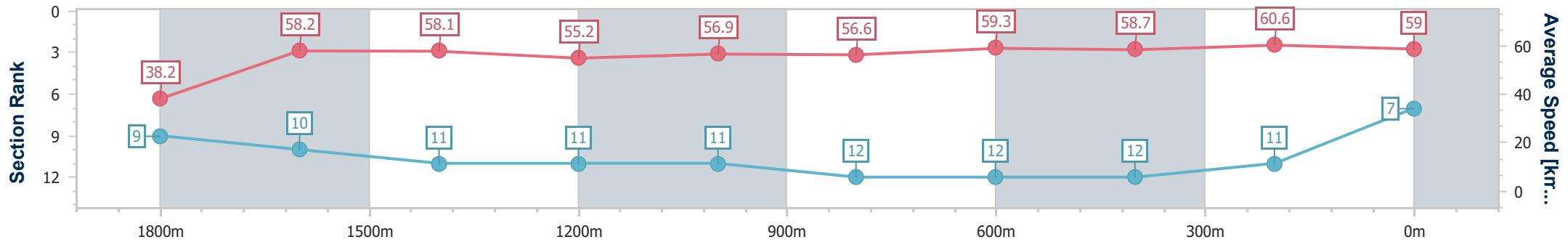
17 April 2024 - 12:35

Track Rating: Good 4, Weather: Fine, Rail Position: +10m Entire



BRISBANE
RACING CLUB

Section	Overall	1800m	1600m	1400m	1200m	1000m	800m	600m	400m	200m
Section Times	2:10.26 [7] (0:18.86)	1:51.40 [9] (0:12.19)	1:39.21 [10] (0:12.35)	1:26.86 [11] (0:13.01)	1:13.85 [11] (0:12.65)	1:01.20 [11] (0:12.75)	0:48.45 [12] (0:12.19)	0:36.26 [12] (0:12.22)	0:24.04 [12] (0:11.85)	0:12.19 [11] (0:12.19)
Average Speed [km/h]	38.2	58.2	58.1	55.2	56.9	56.6	59.3	58.7	60.6	59.0
Top Speed [km/h]	59.8	59.8	59.9	60.7	60.1	60.0	60.1	59.8	62.3	61.3
Avg. Dist. to Rail [m]	4.6	1.8	1.0	0.3	0.6	0.5	0.5	0.6	2.1	5.3
Avg. Stride Freq. [Hz]	2.2	2.2	2.1	2.1	2.1	2.1	2.2	2.1	2.2	2.2
Avg. Stride Length [m]	5.2	7.4	7.6	7.3	7.5	7.5	7.6	7.6	7.7	7.4



- [] Ranking at each section and finish
- .-.- No data available at this section
- NA No data available



Horse/Jockey Name	Push Turbo
Final Rank	8
Fastest Section Time (Section)	0:11.82 (1800m)
Top Speed [km/h] (Section)	63.8 (Overall)
Race State	Finished



Doomben QLD Professional
Race 3: RACEZONE NATIONAL APPRENTICE RACE SERIES
Maiden Plate - 2000m

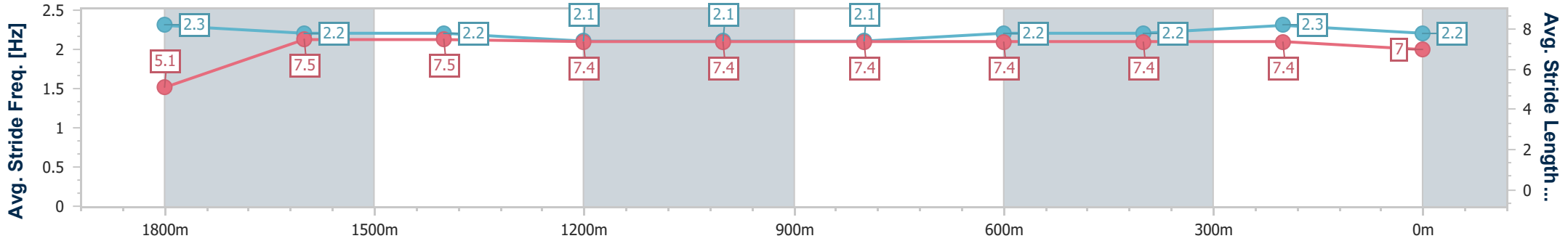
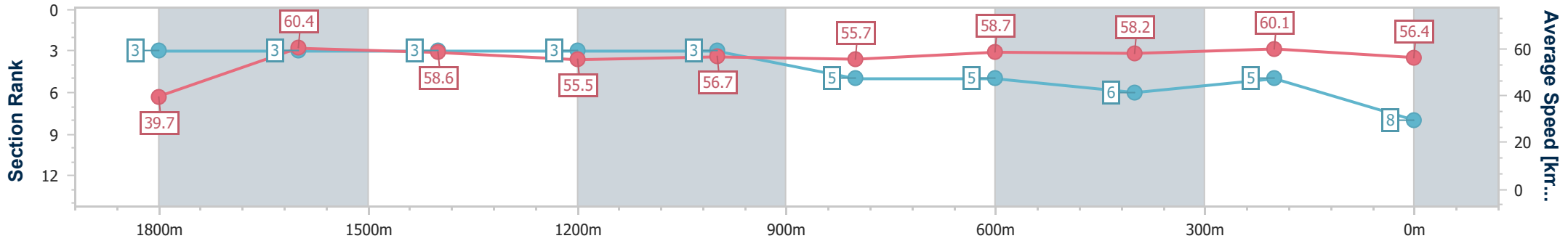
17 April 2024 - 12:35

Track Rating: Good 4, Weather: Fine, Rail Position: +10m Entire



BRISBANE
RACING CLUB

Section	Overall	1800m	1600m	1400m	1200m	1000m	800m	600m	400m	200m
Section Times	2:10.34 [8] (0:18.13)	1:52.21 [3] (0:11.82)	1:40.39 [3] (0:12.29)	1:28.10 [3] (0:13.00)	1:15.10 [3] (0:12.71)	1:02.39 [3] (0:12.96)	0:49.43 [5] (0:12.30)	0:37.13 [5] (0:12.38)	0:24.75 [6] (0:11.97)	0:12.78 [5] (0:12.78)
Average Speed [km/h]	39.7	60.4	58.6	55.5	56.7	55.7	58.7	58.2	60.1	56.4
Top Speed [km/h]	63.8	62.6	59.2	58.4	57.7	57.4	59.4	59.2	61.4	60.2
Avg. Dist. to Rail [m]	4.8	1.2	0.4	0.5	0.9	1.0	0.6	0.4	0.6	3.3
Avg. Stride Freq. [Hz]	2.3	2.2	2.2	2.1	2.1	2.1	2.2	2.2	2.3	2.2
Avg. Stride Length [m]	5.1	7.5	7.5	7.4	7.4	7.4	7.4	7.4	7.4	7.0



- [] Ranking at each section and finish
- .-.- No data available at this section
- NA No data available



Horse/Jockey Name	Breytenbach
Final Rank	9
Fastest Section Time (Section)	0:11.83 (1800m)
Top Speed [km/h] (Section)	63.8 (Overall)
Race State	Finished



Doomben QLD Professional
Race 3: RACEZONE NATIONAL APPRENTICE RACE SERIES
Maiden Plate - 2000m

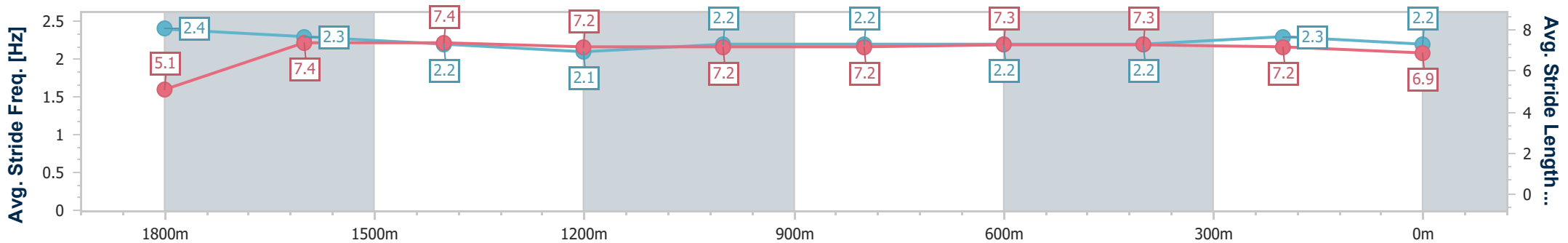
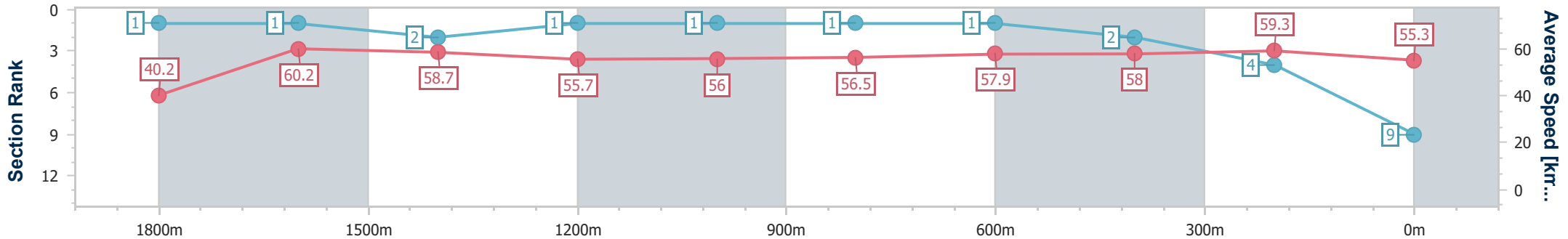
17 April 2024 - 12:35

Track Rating: Good 4, Weather: Fine, Rail Position: +10m Entire



BRISBANE
RACING CLUB

Section	Overall	1800m	1600m	1400m	1200m	1000m	800m	600m	400m	200m
Section Times	2:10.41 [9] (0:17.90)	1:52.51 [1] (0:11.83)	1:40.68 [1] (0:12.19)	1:28.49 [2] (0:12.90)	1:15.59 [1] (0:12.83)	1:02.76 [1] (0:12.79)	0:49.97 [1] (0:12.47)	0:37.50 [1] (0:12.36)	0:25.14 [2] (0:12.13)	0:13.01 [4] (0:13.01)
Average Speed [km/h]	40.2	60.2	58.7	55.7	56.0	56.5	57.9	58.0	59.3	55.3
Top Speed [km/h]	63.8	62.0	59.5	56.5	56.5	57.6	58.8	58.9	59.8	58.1
Avg. Dist. to Rail [m]	5.8	2.1	1.7	0.7	0.6	0.7	0.5	0.4	1.3	1.8
Avg. Stride Freq. [Hz]	2.4	2.3	2.2	2.1	2.2	2.2	2.2	2.2	2.3	2.2
Avg. Stride Length [m]	5.1	7.4	7.4	7.2	7.2	7.2	7.3	7.3	7.2	6.9



- [] Ranking at each section and finish
- .-.- No data available at this section
- NA No data available



Horse/Jockey Name	No Double Dipping
Final Rank	10
Fastest Section Time (Section)	0:12.01 (1800m)
Top Speed [km/h] (Section)	65.4 (Overall)
Race State	Finished



Doomben QLD Professional
Race 3: RACEZONE NATIONAL APPRENTICE RACE SERIES
Maiden Plate - 2000m

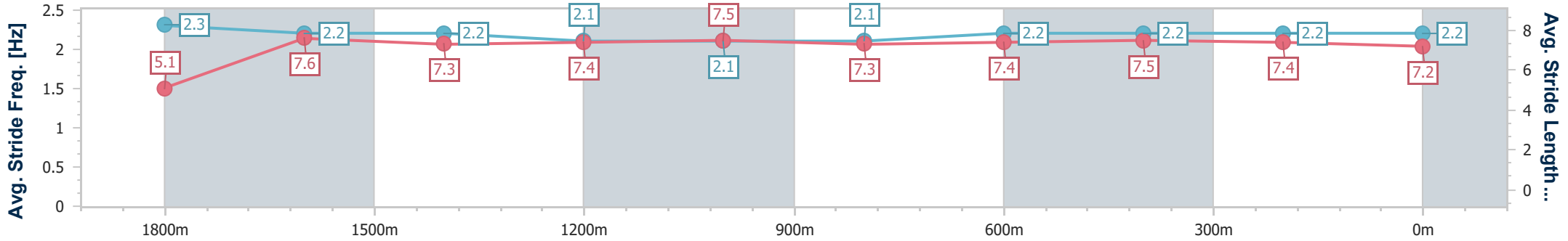
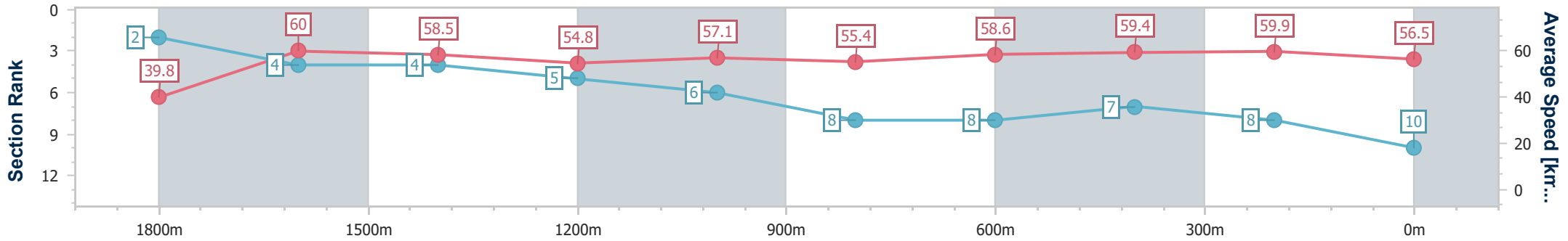
17 April 2024 - 12:35

Track Rating: Good 4, Weather: Fine, Rail Position: +10m Entire



BRISBANE
RACING CLUB

Section	Overall	1800m	1600m	1400m	1200m	1000m	800m	600m	400m	200m
Section Times	2:10.47 [10] (0:18.09)	1:52.38 [2] (0:12.01)	1:40.37 [4] (0:12.27)	1:28.10 [4] (0:13.19)	1:14.91 [5] (0:12.66)	1:02.25 [6] (0:13.01)	0:49.24 [8] (0:12.31)	0:36.93 [8] (0:12.14)	0:24.79 [7] (0:12.05)	0:12.74 [8] (0:12.74)
Average Speed [km/h]	39.8	60.0	58.5	54.8	57.1	55.4	58.6	59.4	59.9	56.5
Top Speed [km/h]	65.4	63.8	59.8	57.1	58.9	56.9	61.2	61.8	61.2	59.9
Avg. Dist. to Rail [m]	6.6	0.6	0.5	1.0	1.4	1.3	0.3	0.5	1.0	3.5
Avg. Stride Freq. [Hz]	2.3	2.2	2.2	2.1	2.1	2.1	2.2	2.2	2.2	2.2
Avg. Stride Length [m]	5.1	7.6	7.3	7.4	7.5	7.3	7.4	7.5	7.4	7.2



- [] Ranking at each section and finish
- .-.- No data available at this section
- NA No data available



Horse/Jockey Name	Pariah On Fire
Final Rank	11
Fastest Section Time (Section)	0:12.03 (1800m)
Top Speed [km/h] (Section)	63.5 (Overall)
Race State	Finished



Doomben QLD Professional
Race 3: RACEZONE NATIONAL APPRENTICE RACE SERIES
Maiden Plate - 2000m

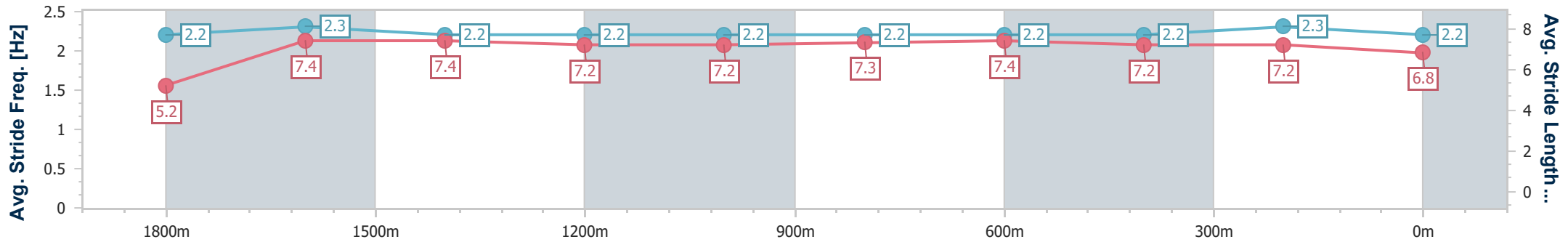
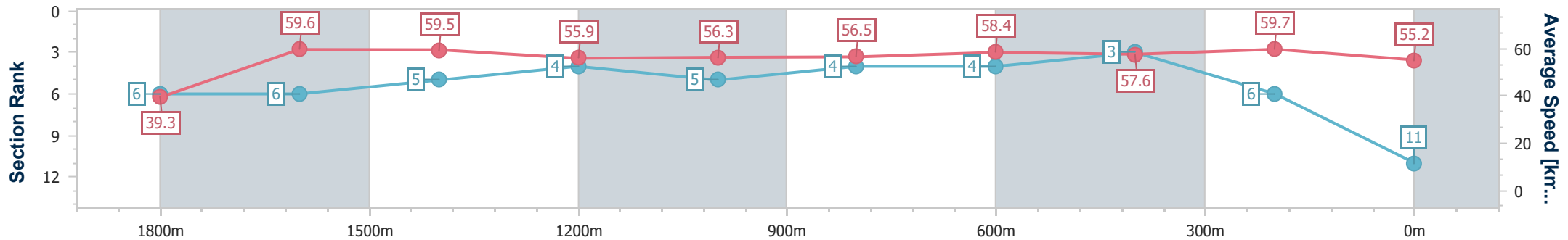
17 April 2024 - 12:35

Track Rating: Good 4, Weather: Fine, Rail Position: +10m Entire



BRISBANE
RACING CLUB

Section	Overall	1800m	1600m	1400m	1200m	1000m	800m	600m	400m	200m
Section Times	2:10.63 [11] (0:18.39)	1:52.24 [6] (0:12.03)	1:40.21 [6] (0:12.08)	1:28.13 [5] (0:12.81)	1:15.32 [4] (0:12.74)	1:02.58 [5] (0:12.80)	0:49.78 [4] (0:12.30)	0:37.48 [4] (0:12.38)	0:25.10 [3] (0:12.04)	0:13.06 [6] (0:13.06)
Average Speed [km/h]	39.3	59.6	59.5	55.9	56.3	56.5	58.4	57.6	59.7	55.2
Top Speed [km/h]	63.5	62.7	60.3	59.6	57.8	57.9	59.4	58.8	60.9	57.7
Avg. Dist. to Rail [m]	4.4	0.4	0.8	1.6	0.8	0.5	0.4	0.9	2.2	2.7
Avg. Stride Freq. [Hz]	2.2	2.3	2.2	2.2	2.2	2.2	2.2	2.2	2.3	2.2
Avg. Stride Length [m]	5.2	7.4	7.4	7.2	7.2	7.3	7.4	7.2	7.2	6.8



- [] Ranking at each section and finish
- .-.- No data available at this section
- NA No data available



Horse/Jockey Name	Sistine Chapel
Final Rank	12
Fastest Section Time (Section)	0:11.92 (1800m)
Top Speed [km/h] (Section)	63.1 (Overall)
Race State	Finished



Doomben QLD Professional
Race 3: RACEZONE NATIONAL APPRENTICE RACE SERIES
Maiden Plate - 2000m

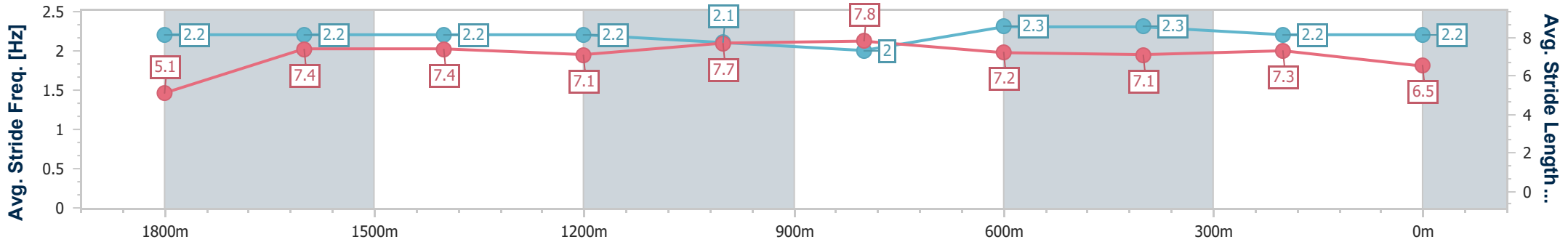
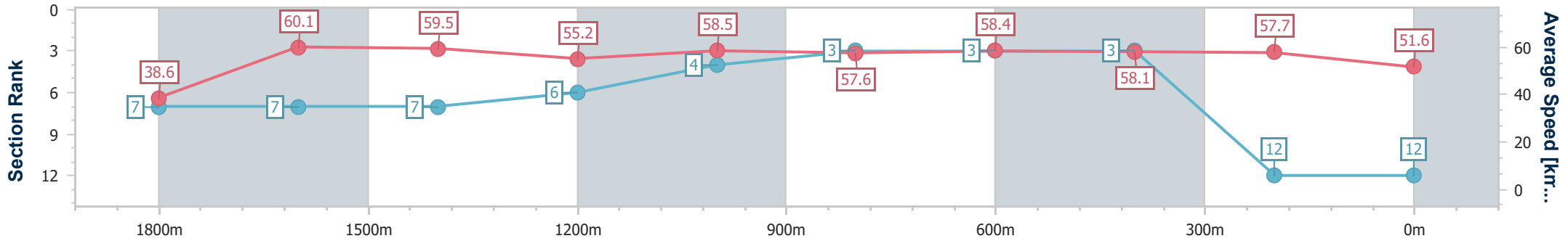


BRISBANE RACING CLUB

17 April 2024 - 12:35

Track Rating: Good 4, Weather: Fine, Rail Position: +10m Entire

Section	Overall	1800m	1600m	1400m	1200m	1000m	800m	600m	400m	200m
Section Times	2:12.09 [12] (0:18.62)	1:53.47 [7] (0:11.92)	1:41.55 [7] (0:12.08)	1:29.47 [7] (0:13.07)	1:16.40 [6] (0:12.30)	1:04.10 [4] (0:12.62)	0:51.48 [3] (0:12.45)	0:39.03 [3] (0:12.47)	0:26.56 [3] (0:12.56)	0:14.00 [12] (0:14.00)
Average Speed [km/h]	38.6	60.1	59.5	55.2	58.5	57.6	58.4	58.1	57.7	51.6
Top Speed [km/h]	63.1	61.4	60.5	58.1	60.9	59.4	59.8	59.4	58.4	56.3
Avg. Dist. to Rail [m]	4.7	1.1	0.7	1.0	2.3	2.1	2.3	1.8	1.7	2.6
Avg. Stride Freq. [Hz]	2.2	2.2	2.2	2.2	2.1	2.0	2.3	2.3	2.2	2.2
Avg. Stride Length [m]	5.1	7.4	7.4	7.1	7.7	7.8	7.2	7.1	7.3	6.5



- [] Ranking at each section and finish
- .-.- No data available at this section
- NA No data available