



Doomben QLD Professional
Race 6: BUSY AT WORK NATIONAL APPRENTICE RACE SERIES Class 1
Plate - 1200m
17 April 2024 - 14:19



Track Rating: Good 4, Weather: Fine, Rail Position: +10m Entire

Section		Overall	1000m	800m	600m	400m	200m	Last 600m					
Field Times		1:10.32 (0:13.42)	0:56.90 (0:10.72)	0:46.18 (0:11.35)	0:34.83 (0:11.44)	0:23.39 (0:11.42)	0:11.97 (0:11.97)	0:34.83					
Rank	TAB Horse/Jockey	Barrier	Top Speed [km/h]	Fastest Section							Margin	Distance Travelled [m]	
1	3 LUBRICATION Bailey Wheeler	8	67.3 800m	0:10.99 1000m	1:10.32 [1] (0:13.87)	0:56.45 [7] (0:10.99)	0:45.46 [9] (0:11.10)	0:34.36 [9] (0:11.31)	0:23.05 [7] (0:11.08)	0:11.97 [1] (0:11.97)	1:10.32	0:34.36	
2	11 PROSPERINA Casey Waddell	12	67.5 1000m	0:10.82 1000m	1:10.55 [2] (0:14.21)	0:56.34 [12] (0:10.82)	0:45.52 [10] (0:11.04)	0:34.48 [10] (0:11.35)	0:23.13 [10] (0:11.32)	0:11.81 [8] (0:11.81)	1.35L	0:34.48	-2
3	9 ZELGARIA Rochelle Milnes	4	69.5 1000m	0:10.85 1000m	1:10.71 [3] (0:13.87)	0:56.84 [8] (0:10.85)	0:45.99 [8] (0:10.98)	0:35.01 [5] (0:11.42)	0:23.59 [4] (0:11.42)	0:12.17 [3] (0:12.17)	2.3L	0:35.01	+8
4	12 SURREAL ASCOT Olivia Webb	3	69.0 1000m	0:10.75 1000m	1:10.74 [4] (0:13.60)	0:57.14 [3] (0:10.75)	0:46.39 [3] (0:11.45)	0:34.94 [8] (0:11.43)	0:23.51 [6] (0:11.45)	0:12.06 [5] (0:12.06)	2.43L	0:34.94	+0
5	7 PIVOTAL LAD Cejay Graham	1	68.6 1000m	0:10.73 1000m	1:10.82 [5] (0:13.77)	0:57.05 [5] (0:10.73)	0:46.32 [5] (0:11.21)	0:35.11 [6] (0:11.45)	0:23.66 [5] (0:11.55)	0:12.11 [7] (0:12.11)	2.9L	0:35.11	-3
6	1 A LOT OF BOOTY Jake Molloy	10	66.7 1000m	0:11.03 1000m	1:10.99 [6] (0:14.03)	0:56.96 [10] (0:11.03)	0:45.93 [11] (0:11.07)	0:34.86 [11] (0:11.39)	0:23.47 [12] (0:11.26)	0:12.21 [9] (0:12.21)	3.92L	0:34.86	+1
7	5 CRESSBROOK Marnu Potgieter	6	71.2 1000m	0:10.60 1000m	1:11.06 [7] (0:13.89)	0:57.17 [9] (0:10.60)	0:46.57 [4] (0:11.00)	0:35.57 [1] (0:11.44)	0:24.13 [2] (0:11.59)	0:12.54 [2] (0:12.54)	4.31L	0:35.57	+4
8	13 TOO MUCH MAKEUP Victoria Corver	13	68.4 800m	0:10.80 800m	1:11.08 [8] (0:14.14)	0:56.94 [11] (0:11.20)	0:45.74 [12] (0:10.80)	0:34.94 [12] (0:11.18)	0:23.76 [9] (0:11.38)	0:12.38 [6] (0:12.38)	4.45L	0:34.94	+3
9	6 HELL AND BACK Tahlia Fenlon	7	68.7 1000m	0:10.76 1000m	1:11.34 [9] (0:13.42)	0:57.92 [1] (0:10.76)	0:47.16 [2] (0:11.33)	0:35.83 [3] (0:11.42)	0:24.41 [1] (0:11.67)	0:12.74 [4] (0:12.74)	6.01L	0:35.83	-1
10	8 UNDER TWENTY TWO Jade Hampson	5	68.0 1000m	0:10.82 1000m	1:11.91 [10] (0:13.71)	0:58.20 [4] (0:10.82)	0:47.38 [6] (0:11.05)	0:36.33 [4] (0:11.70)	0:24.63 [8] (0:11.83)	0:12.80 [11] (0:12.80)	9.33L	0:36.33	+7

Scratched: Brasco (#2)

[] Ranking at each section and finish
 -:-:- No data available at this section
 NA No data available

SCN Saddle cloth number
 DNF Did not finish
 DNT Did not track



Doomben QLD Professional
Race 6: BUSY AT WORK NATIONAL APPRENTICE RACE SERIES Class 1
Plate - 1200m
17 April 2024 - 14:19



Track Rating: Good 4, Weather: Fine, Rail Position: +10m Entire

Section	Overall	1000m	800m	600m	400m	200m	Last 600m
Field Times	1:10.32 (0:13.42)	0:56.90 (0:10.72)	0:46.18 (0:11.35)	0:34.83 (0:11.44)	0:23.39 (0:11.42)	0:11.97 (0:11.97)	0:34.83

Rank	TAB	Horse/Jockey	Barrier	Top Speed [km/h]	Fastest Section	Overall	1000m	800m	600m	400m	200m	Margin	Distance Travelled [m]
11	4	SQUEAK Dan McGillivray	2	69.2 1000m	0:10.61 1000m	1:11.99 [11] (0:13.53)	0:58.46 [2] (0:10.61)	0:47.85 [1] (0:11.36)	0:36.49 [2] (0:11.49)	0:25.00 [3] (0:11.93)	0:13.07 [10] (0:13.07)	9.79L	0:36.49 -3
12	10	LADY CHARTWELL Taylor Johnstone	9	68.6 1000m	0:10.91 1000m	1:12.21 [12] (0:13.78)	0:58.43 [6] (0:10.91)	0:47.52 [7] (0:11.10)	0:36.42 [7] (0:11.66)	0:24.76 [11] (0:11.90)	0:12.86 [12] (0:12.86)	11.12L	0:36.42 +9

Scratched: Brasco (#2)

[] Ranking at each section and finish
 -:-:- No data available at this section
 NA No data available

SCN Saddle cloth number
 DNF Did not finish
 DNT Did not track



Horse/Jockey Name	Lubrication
Final Rank	1
Fastest Section Time (Section)	0:10.99 (1000m)
Top Speed [km/h] (Section)	67.3 (800m)
Race State	Finished



Doomben QLD Professional
Race 6: BUSY AT WORK NATIONAL APPRENTICE RACE
SERIES Class 1 Plate - 1200m

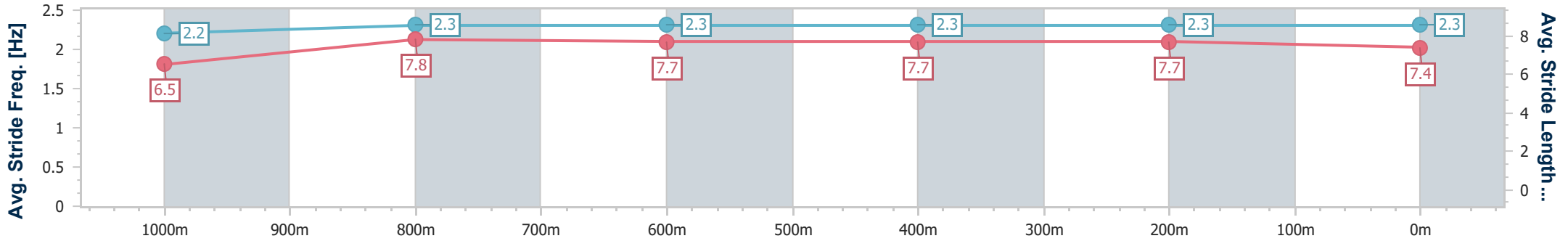
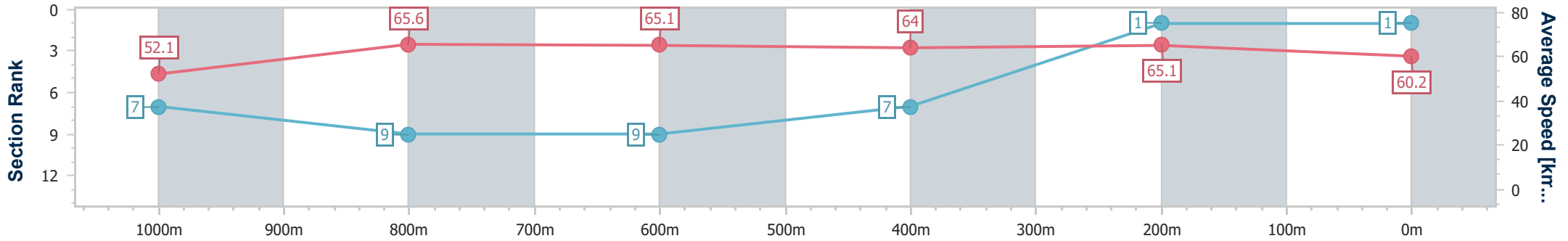
17 April 2024 - 14:19

Track Rating: Good 4, Weather: Fine, Rail Position: +10m Entire



BRISBANE
RACING CLUB

Section	Overall	1000m	800m	600m	400m	200m
Section Times	1:10.32 [1] (0:13.87)	0:56.45 [7] (0:10.99)	0:45.46 [9] (0:11.10)	0:34.36 [9] (0:11.31)	0:23.05 [7] (0:11.08)	0:11.97 [1] (0:11.97)
Average Speed [km/h]	52.1	65.6	65.1	64.0	65.1	60.2
Top Speed [km/h]	66.4	66.8	67.3	66.1	66.5	63.3
Avg. Dist. to Rail [m]	6.3	1.8	0.6	0.9	1.2	1.1
Avg. Stride Freq. [Hz]	2.2	2.3	2.3	2.3	2.3	2.3
Avg. Stride Length [m]	6.5	7.8	7.7	7.7	7.7	7.4



- [] Ranking at each section and finish
- .-.- No data available at this section
- NA No data available



Horse/Jockey Name	Prosperina
Final Rank	2
Fastest Section Time (Section)	0:10.82 (1000m)
Top Speed [km/h] (Section)	67.5 (1000m)
Race State	Finished



Doomben QLD Professional
Race 6: BUSY AT WORK NATIONAL APPRENTICE RACE
SERIES Class 1 Plate - 1200m

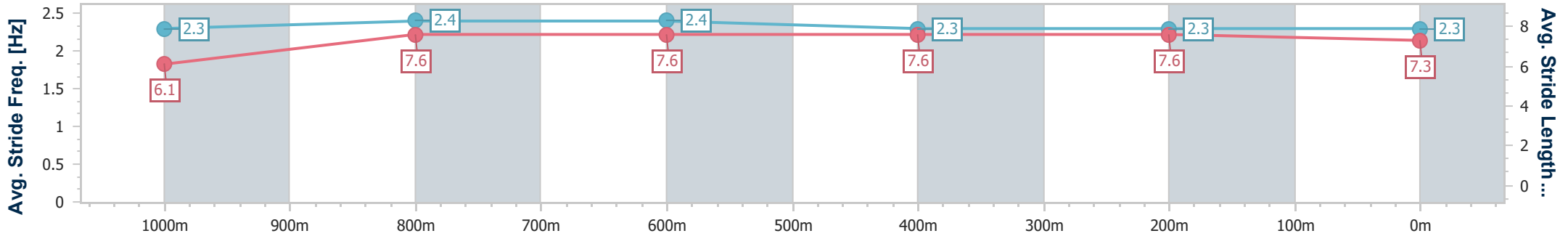
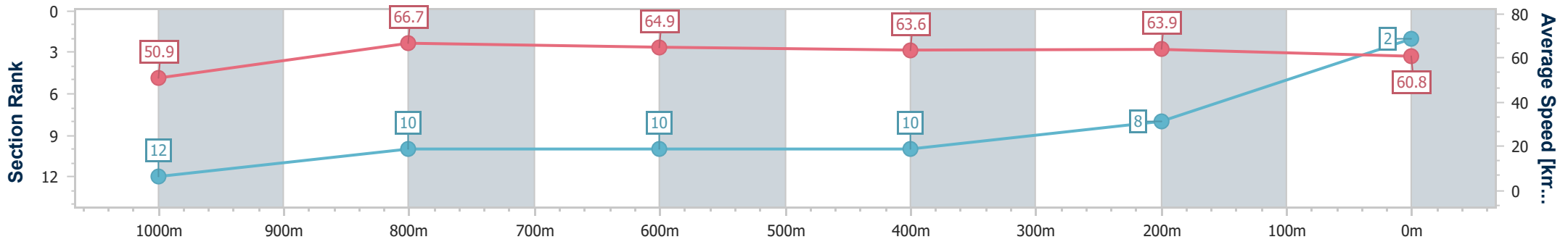
17 April 2024 - 14:19

Track Rating: Good 4, Weather: Fine, Rail Position: +10m Entire



BRISBANE
RACING CLUB

Section	Overall	1000m	800m	600m	400m	200m
Section Times	1:10.55 [2] (0:14.21)	0:56.34 [12] (0:10.82)	0:45.52 [10] (0:11.04)	0:34.48 [10] (0:11.35)	0:23.13 [10] (0:11.32)	0:11.81 [8] (0:11.81)
Average Speed [km/h]	50.9	66.7	64.9	63.6	63.9	60.8
Top Speed [km/h]	66.0	67.5	67.0	65.1	64.9	63.8
Avg. Dist. to Rail [m]	6.4	0.5	0.7	0.7	2.1	1.9
Avg. Stride Freq. [Hz]	2.3	2.4	2.4	2.3	2.3	2.3
Avg. Stride Length [m]	6.1	7.6	7.6	7.6	7.6	7.3



- [] Ranking at each section and finish
- .-.- No data available at this section
- NA No data available



Horse/Jockey Name	Zelgaria
Final Rank	3
Fastest Section Time (Section)	0:10.85 (1000m)
Top Speed [km/h] (Section)	69.5 (1000m)
Race State	Finished



Doomben QLD Professional
Race 6: BUSY AT WORK NATIONAL APPRENTICE RACE
SERIES Class 1 Plate - 1200m

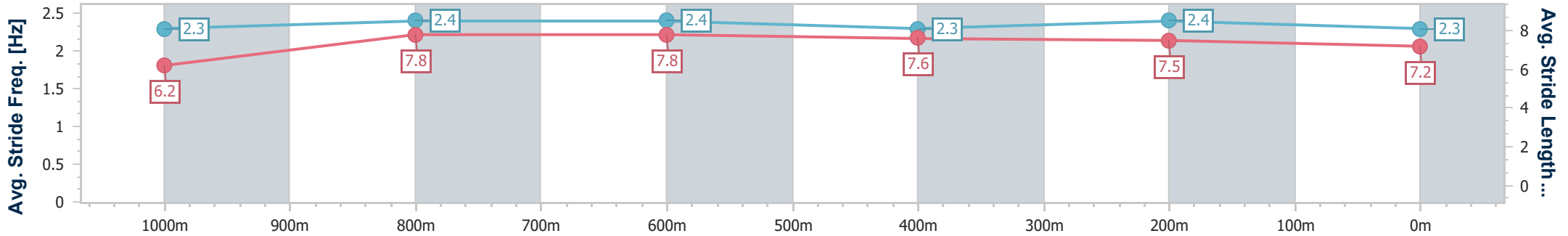
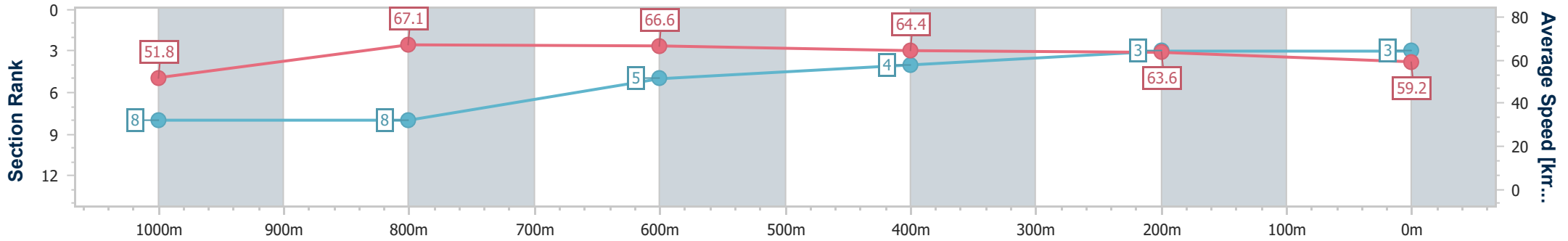


BRISBANE
RACING CLUB

17 April 2024 - 14:19

Track Rating: Good 4, Weather: Fine, Rail Position: +10m Entire

Section	Overall	1000m	800m	600m	400m	200m
Section Times	1:10.71 [3] (0:13.87)	0:56.84 [8] (0:10.85)	0:45.99 [8] (0:10.98)	0:35.01 [5] (0:11.42)	0:23.59 [4] (0:11.42)	0:12.17 [3] (0:12.17)
Average Speed [km/h]	51.8	67.1	66.6	64.4	63.6	59.2
Top Speed [km/h]	68.2	69.5	67.1	65.2	65.4	62.3
Avg. Dist. to Rail [m]	4.2	2.4	3.5	4.2	4.9	5.0
Avg. Stride Freq. [Hz]	2.3	2.4	2.4	2.3	2.4	2.3
Avg. Stride Length [m]	6.2	7.8	7.8	7.6	7.5	7.2



- [] Ranking at each section and finish
- .-.- No data available at this section
- NA No data available



Horse/Jockey Name	Surreal Ascot
Final Rank	4
Fastest Section Time (Section)	0:10.75 (1000m)
Top Speed [km/h] (Section)	69.0 (1000m)
Race State	Finished



Doomben QLD Professional
Race 6: BUSY AT WORK NATIONAL APPRENTICE RACE
SERIES Class 1 Plate - 1200m

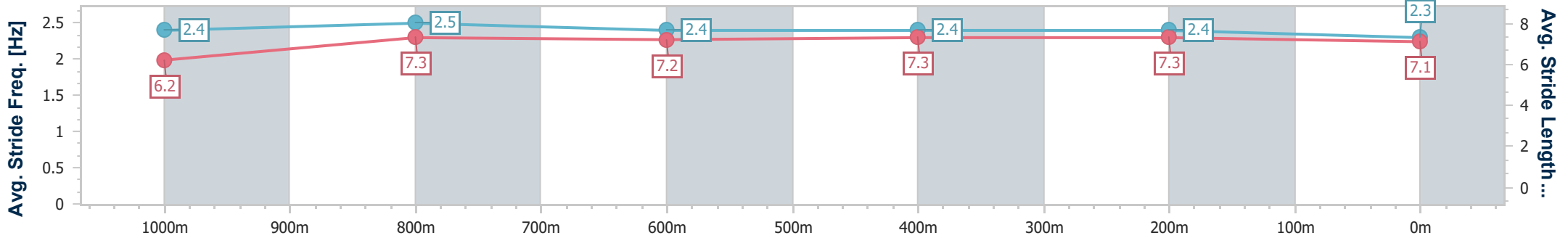
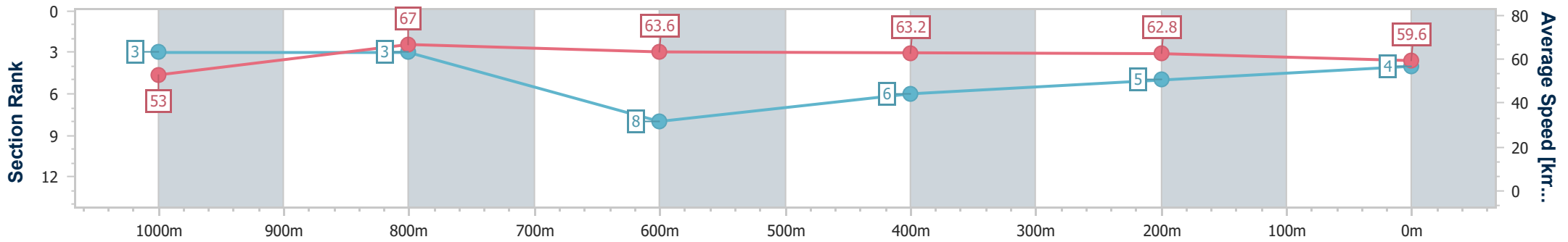
17 April 2024 - 14:19

Track Rating: Good 4, Weather: Fine, Rail Position: +10m Entire



BRISBANE
RACING CLUB

Section	Overall	1000m	800m	600m	400m	200m
Section Times	1:10.74 [4] (0:13.60)	0:57.14 [3] (0:10.75)	0:46.39 [3] (0:11.45)	0:34.94 [8] (0:11.43)	0:23.51 [6] (0:11.45)	0:12.06 [5] (0:12.06)
Average Speed [km/h]	53.0	67.0	63.6	63.2	62.8	59.6
Top Speed [km/h]	67.9	69.0	64.9	64.6	64.1	62.1
Avg. Dist. to Rail [m]	2.9	1.2	1.5	1.1	1.4	1.2
Avg. Stride Freq. [Hz]	2.4	2.5	2.4	2.4	2.4	2.3
Avg. Stride Length [m]	6.2	7.3	7.2	7.3	7.3	7.1



- [] Ranking at each section and finish
- .-.- No data available at this section
- NA No data available



Horse/Jockey Name	Pivotal Lad
Final Rank	5
Fastest Section Time (Section)	0:10.73 (1000m)
Top Speed [km/h] (Section)	68.6 (1000m)
Race State	Finished



Doomben QLD Professional
Race 6: BUSY AT WORK NATIONAL APPRENTICE RACE
SERIES Class 1 Plate - 1200m

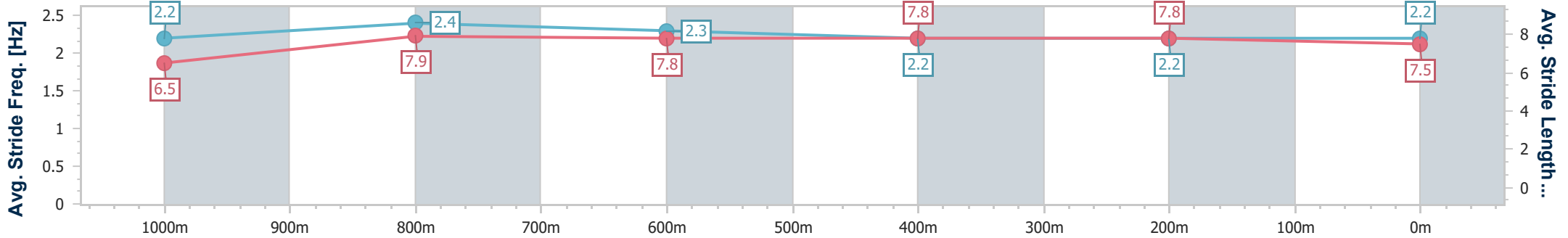
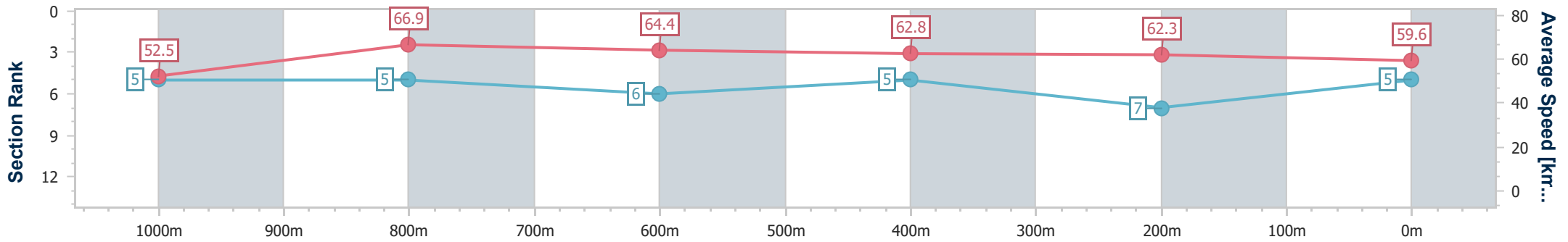
17 April 2024 - 14:19

Track Rating: Good 4, Weather: Fine, Rail Position: +10m Entire



BRISBANE
RACING CLUB

Section	Overall	1000m	800m	600m	400m	200m
Section Times	1:10.82 [5] (0:13.77)	0:57.05 [5] (0:10.73)	0:46.32 [5] (0:11.21)	0:35.11 [6] (0:11.45)	0:23.66 [5] (0:11.55)	0:12.11 [7] (0:12.11)
Average Speed [km/h]	52.5	66.9	64.4	62.8	62.3	59.6
Top Speed [km/h]	67.6	68.6	66.0	63.3	62.9	60.9
Avg. Dist. to Rail [m]	0.6	0.3	0.2	0.4	0.6	1.5
Avg. Stride Freq. [Hz]	2.2	2.4	2.3	2.2	2.2	2.2
Avg. Stride Length [m]	6.5	7.9	7.8	7.8	7.8	7.5



- [] Ranking at each section and finish
- .-.- No data available at this section
- NA No data available



Horse/Jockey Name	A Lot Of Booty
Final Rank	6
Fastest Section Time (Section)	0:11.03 (1000m)
Top Speed [km/h] (Section)	66.7 (1000m)
Race State	Finished



Doomben QLD Professional
 Race 6: BUSY AT WORK NATIONAL APPRENTICE RACE
 SERIES Class 1 Plate - 1200m

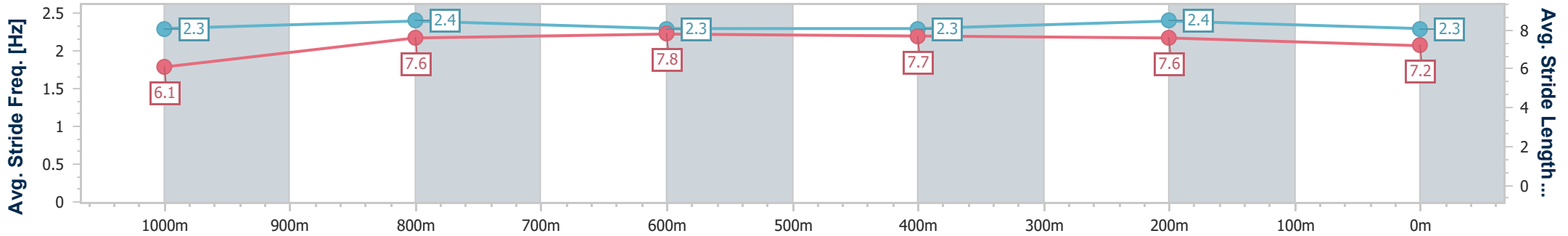
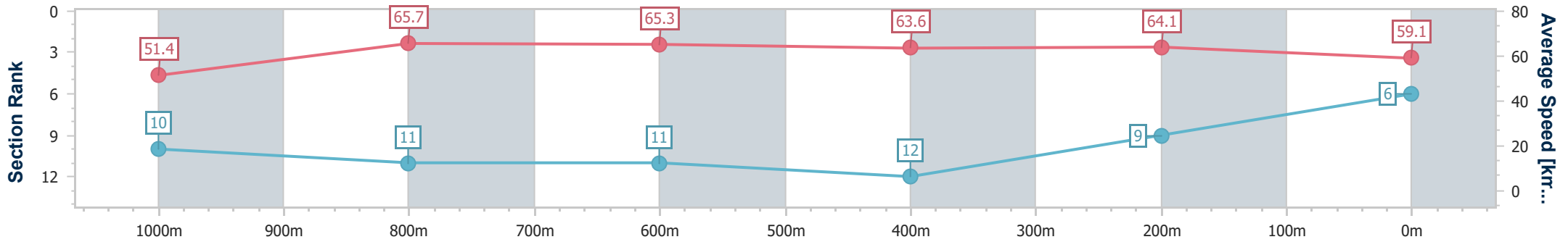
17 April 2024 - 14:19

Track Rating: Good 4, Weather: Fine, Rail Position: +10m Entire



BRISBANE
 RACING CLUB

Section	Overall	1000m	800m	600m	400m	200m
Section Times	1:10.99 [6] (0:14.03)	0:56.96 [10] (0:11.03)	0:45.93 [11] (0:11.07)	0:34.86 [11] (0:11.39)	0:23.47 [12] (0:11.26)	0:12.21 [9] (0:12.21)
Average Speed [km/h]	51.4	65.7	65.3	63.6	64.1	59.1
Top Speed [km/h]	65.9	66.7	66.6	64.4	65.5	60.9
Avg. Dist. to Rail [m]	8.0	2.4	0.6	1.4	2.5	4.1
Avg. Stride Freq. [Hz]	2.3	2.4	2.3	2.3	2.4	2.3
Avg. Stride Length [m]	6.1	7.6	7.8	7.7	7.6	7.2



- [] Ranking at each section and finish
- .-.- No data available at this section
- NA No data available



Horse/Jockey Name	Cressbrook
Final Rank	7
Fastest Section Time (Section)	0:10.60 (1000m)
Top Speed [km/h] (Section)	71.2 (1000m)
Race State	Finished



Doomben QLD Professional
Race 6: BUSY AT WORK NATIONAL APPRENTICE RACE
SERIES Class 1 Plate - 1200m

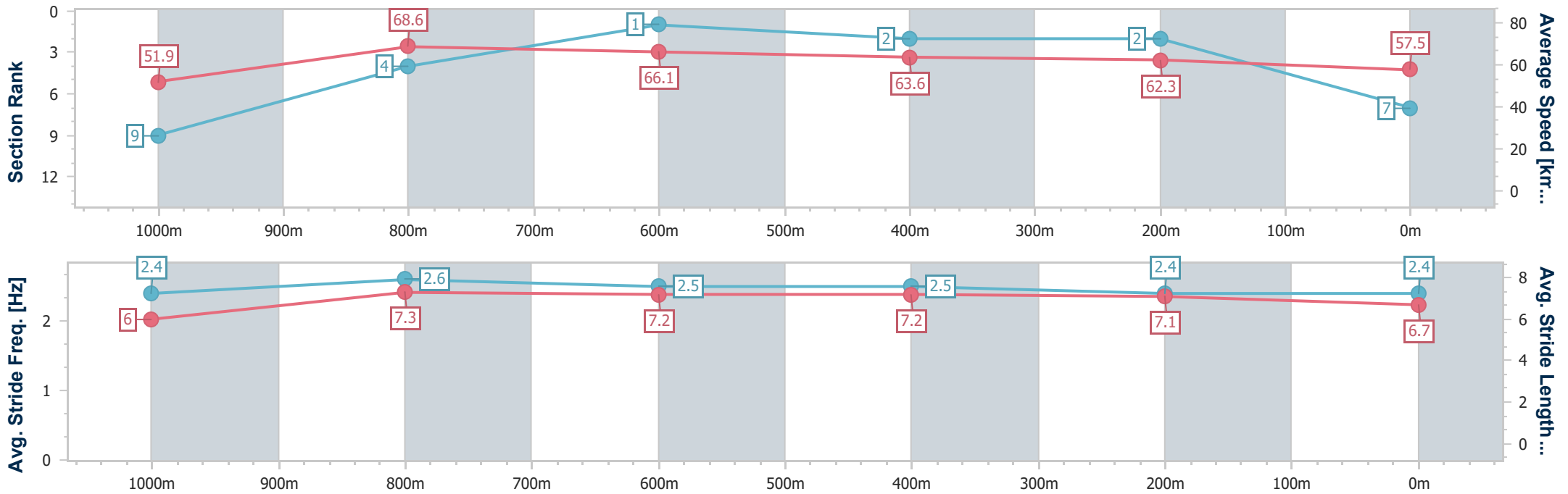
17 April 2024 - 14:19

Track Rating: Good 4, Weather: Fine, Rail Position: +10m Entire



BRISBANE
RACING CLUB

Section	Overall	1000m	800m	600m	400m	200m
Section Times	1:11.06 [7] (0:13.89)	0:57.17 [9] (0:10.60)	0:46.57 [4] (0:11.00)	0:35.57 [1] (0:11.44)	0:24.13 [2] (0:11.59)	0:12.54 [2] (0:12.54)
Average Speed [km/h]	51.9	68.6	66.1	63.6	62.3	57.5
Top Speed [km/h]	69.5	71.2	67.2	65.1	63.7	60.7
Avg. Dist. to Rail [m]	3.3	1.7	2.5	1.9	1.4	0.4
Avg. Stride Freq. [Hz]	2.4	2.6	2.5	2.5	2.4	2.4
Avg. Stride Length [m]	6.0	7.3	7.2	7.2	7.1	6.7



- [] Ranking at each section and finish
- .-.- No data available at this section
- NA No data available



Horse/Jockey Name	Too Much Makeup
Final Rank	8
Fastest Section Time (Section)	0:10.80 (800m)
Top Speed [km/h] (Section)	68.4 (800m)
Race State	Finished



Doomben QLD Professional
Race 6: BUSY AT WORK NATIONAL APPRENTICE RACE
SERIES Class 1 Plate - 1200m

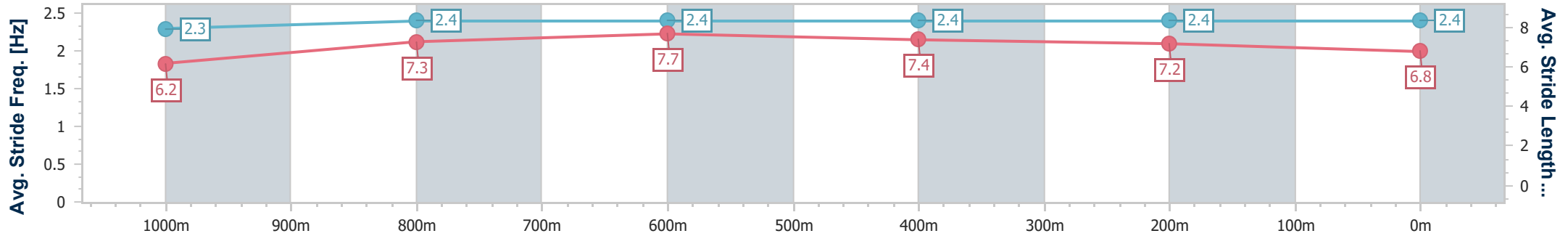
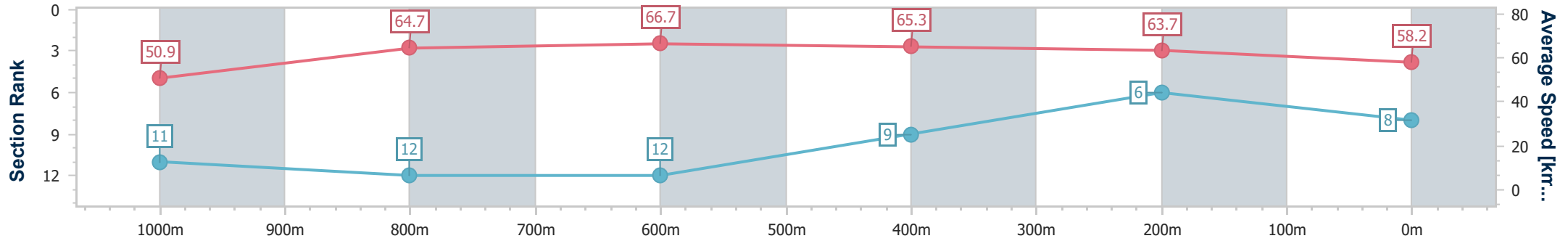
17 April 2024 - 14:19

Track Rating: Good 4, Weather: Fine, Rail Position: +10m Entire



BRISBANE
RACING CLUB

Section	Overall	1000m	800m	600m	400m	200m
Section Times	1:11.08 [8] (0:14.14)	0:56.94 [11] (0:11.20)	0:45.74 [12] (0:10.80)	0:34.94 [12] (0:11.18)	0:23.76 [9] (0:11.38)	0:12.38 [6] (0:12.38)
Average Speed [km/h]	50.9	64.7	66.7	65.3	63.7	58.2
Top Speed [km/h]	63.9	66.2	68.4	66.3	65.7	61.5
Avg. Dist. to Rail [m]	10.0	2.2	0.9	2.2	4.0	5.3
Avg. Stride Freq. [Hz]	2.3	2.4	2.4	2.4	2.4	2.4
Avg. Stride Length [m]	6.2	7.3	7.7	7.4	7.2	6.8



- [] Ranking at each section and finish
- .-.- No data available at this section
- NA No data available



Horse/Jockey Name	Hell And Back
Final Rank	9
Fastest Section Time (Section)	0:10.76 (1000m)
Top Speed [km/h] (Section)	68.7 (1000m)
Race State	Finished



Doomben QLD Professional
Race 6: BUSY AT WORK NATIONAL APPRENTICE RACE
SERIES Class 1 Plate - 1200m

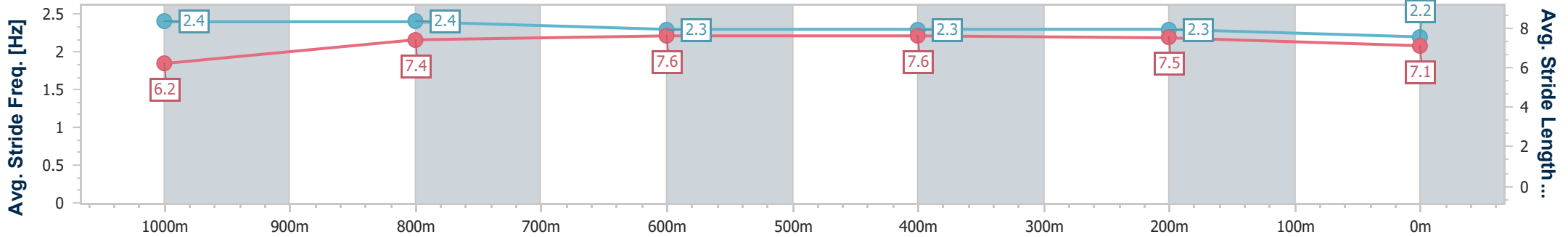
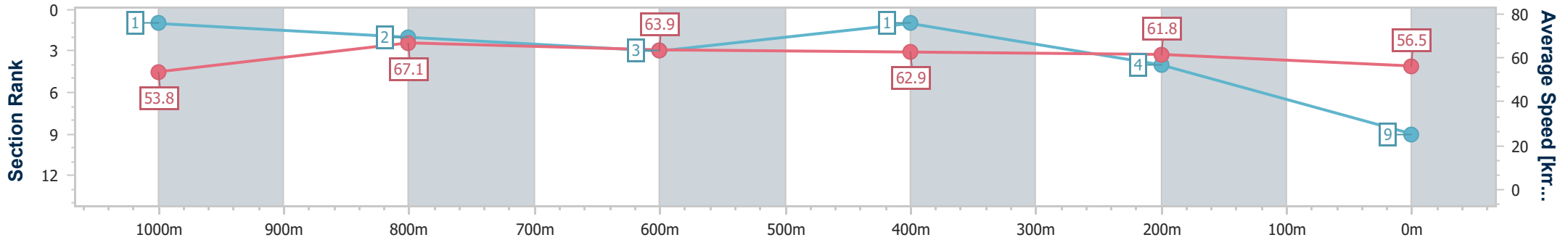
17 April 2024 - 14:19

Track Rating: Good 4, Weather: Fine, Rail Position: +10m Entire



BRISBANE
RACING CLUB

Section	Overall	1000m	800m	600m	400m	200m
Section Times	1:11.34 [9] (0:13.42)	0:57.92 [1] (0:10.76)	0:47.16 [2] (0:11.33)	0:35.83 [3] (0:11.42)	0:24.41 [1] (0:11.67)	0:12.74 [4] (0:12.74)
Average Speed [km/h]	53.8	67.1	63.9	62.9	61.8	56.5
Top Speed [km/h]	68.6	68.7	66.1	63.8	62.6	59.9
Avg. Dist. to Rail [m]	5.5	2.2	0.8	0.4	0.4	0.5
Avg. Stride Freq. [Hz]	2.4	2.4	2.3	2.3	2.3	2.2
Avg. Stride Length [m]	6.2	7.4	7.6	7.6	7.5	7.1



- [] Ranking at each section and finish
- .-.- No data available at this section
- NA No data available



Horse/Jockey Name	Under Twenty Two
Final Rank	10
Fastest Section Time (Section)	0:10.82 (1000m)
Top Speed [km/h] (Section)	68.0 (1000m)
Race State	Finished



Doomben QLD Professional
 Race 6: BUSY AT WORK NATIONAL APPRENTICE RACE
 SERIES Class 1 Plate - 1200m

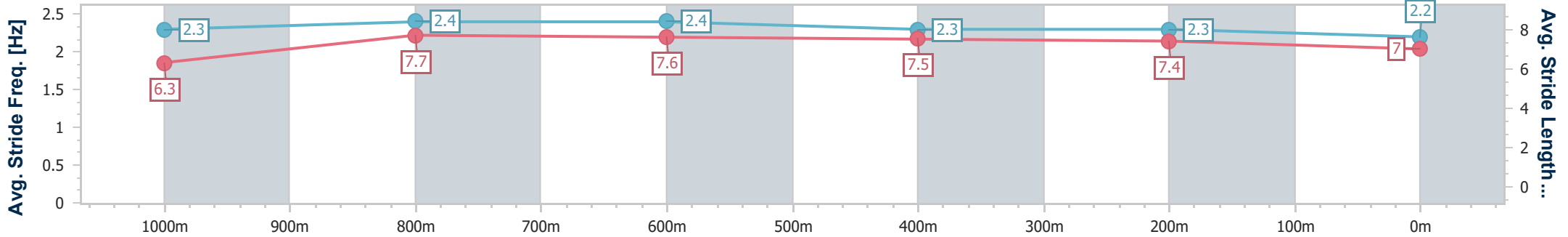
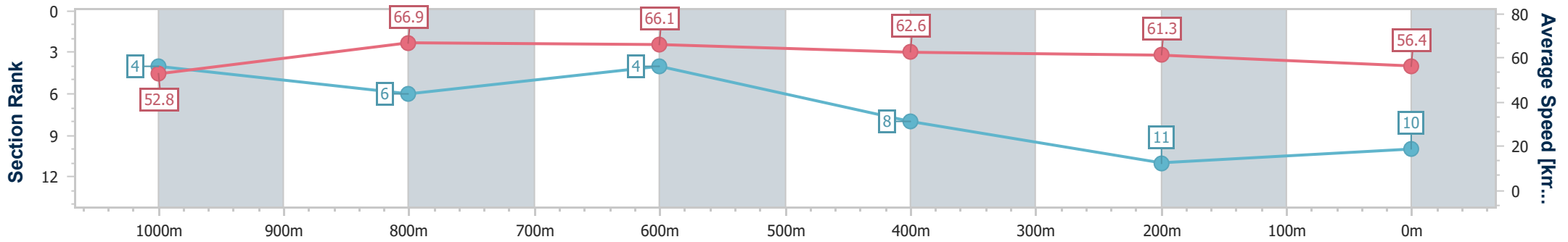
17 April 2024 - 14:19

Track Rating: Good 4, Weather: Fine, Rail Position: +10m Entire



BRISBANE
 RACING CLUB

Section	Overall	1000m	800m	600m	400m	200m
Section Times	1:11.91 [10] (0:13.71)	0:58.20 [4] (0:10.82)	0:47.38 [6] (0:11.05)	0:36.33 [4] (0:11.70)	0:24.63 [8] (0:11.83)	0:12.80 [11] (0:12.80)
Average Speed [km/h]	52.8	66.9	66.1	62.6	61.3	56.4
Top Speed [km/h]	67.9	68.0	67.5	64.3	62.9	59.3
Avg. Dist. to Rail [m]	4.6	2.4	2.7	3.2	4.8	4.9
Avg. Stride Freq. [Hz]	2.3	2.4	2.4	2.3	2.3	2.2
Avg. Stride Length [m]	6.3	7.7	7.6	7.5	7.4	7.0



- [] Ranking at each section and finish
- .-.- No data available at this section
- NA No data available



Horse/Jockey Name	Squeak
Final Rank	11
Fastest Section Time (Section)	0:10.61 (1000m)
Top Speed [km/h] (Section)	69.2 (1000m)
Race State	Finished



Doomben QLD Professional
Race 6: BUSY AT WORK NATIONAL APPRENTICE RACE
SERIES Class 1 Plate - 1200m

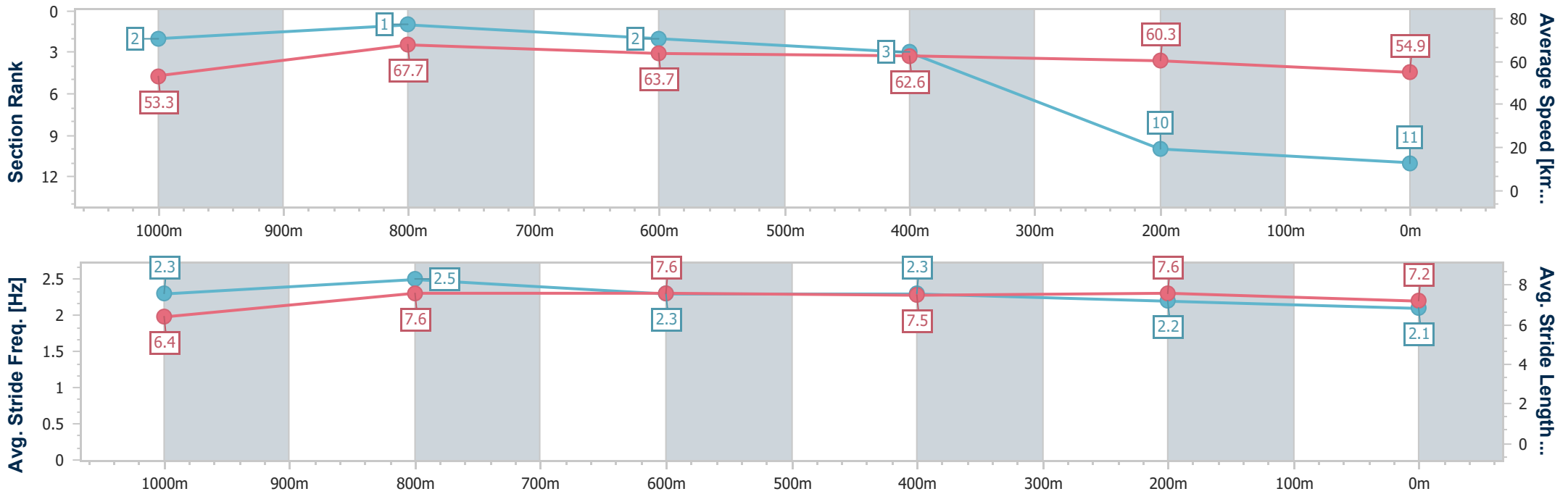


BRISBANE
 RACING CLUB

17 April 2024 - 14:19

Track Rating: Good 4, Weather: Fine, Rail Position: +10m Entire

Section	Overall	1000m	800m	600m	400m	200m
Section Times	1:11.99 [11] (0:13.53)	0:58.46 [2] (0:10.61)	0:47.85 [1] (0:11.36)	0:36.49 [2] (0:11.49)	0:25.00 [3] (0:11.93)	0:13.07 [10] (0:13.07)
Average Speed [km/h]	53.3	67.7	63.7	62.6	60.3	54.9
Top Speed [km/h]	68.0	69.2	66.0	64.5	61.6	58.5
Avg. Dist. to Rail [m]	2.4	1.3	0.7	0.5	1.5	1.0
Avg. Stride Freq. [Hz]	2.3	2.5	2.3	2.3	2.2	2.1
Avg. Stride Length [m]	6.4	7.6	7.6	7.5	7.6	7.2



- [] Ranking at each section and finish
- .-.- No data available at this section
- NA No data available



Horse/Jockey Name	Lady Chartwell
Final Rank	12
Fastest Section Time (Section)	0:10.91 (1000m)
Top Speed [km/h] (Section)	68.6 (1000m)
Race State	Finished



Doomben QLD Professional
 Race 6: BUSY AT WORK NATIONAL APPRENTICE RACE
 SERIES Class 1 Plate - 1200m

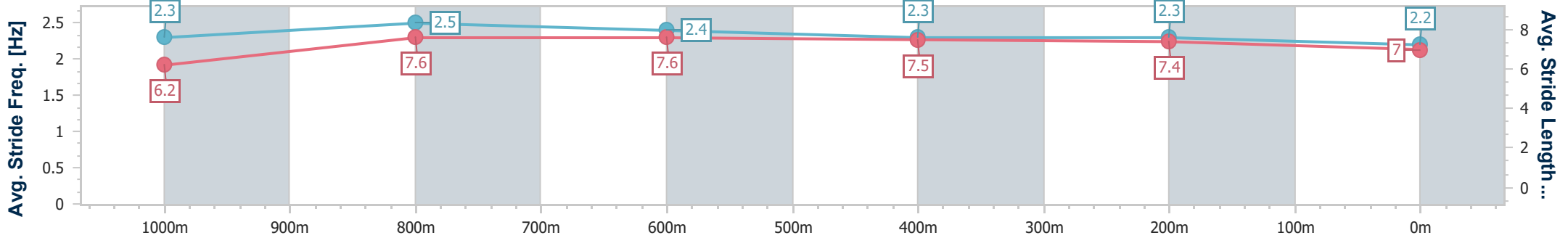
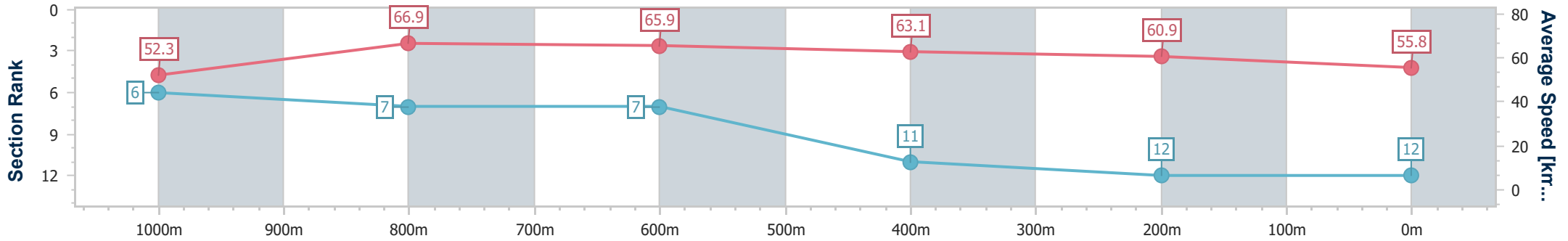


BRISBANE
 RACING CLUB

17 April 2024 - 14:19

Track Rating: Good 4, Weather: Fine, Rail Position: +10m Entire

Section	Overall	1000m	800m	600m	400m	200m
Section Times	1:12.21 [12] (0:13.78)	0:58.43 [6] (0:10.91)	0:47.52 [7] (0:11.10)	0:36.42 [7] (0:11.66)	0:24.76 [11] (0:11.90)	0:12.86 [12] (0:12.86)
Average Speed [km/h]	52.3	66.9	65.9	63.1	60.9	55.8
Top Speed [km/h]	67.6	68.6	67.1	65.2	62.1	58.8
Avg. Dist. to Rail [m]	8.5	5.0	3.3	3.3	4.4	2.2
Avg. Stride Freq. [Hz]	2.3	2.5	2.4	2.3	2.3	2.2
Avg. Stride Length [m]	6.2	7.6	7.6	7.5	7.4	7.0



- [] Ranking at each section and finish
- .-.- No data available at this section
- NA No data available