












IPSWICH, QLD  
Race 1 - TAB VENUE MODE - 288M  
09/05/2024 - 12:13:35 PM

RUG	NAME	BOX	SECTION-1	HOME	FINISH TIME
	Lou's Challenge	1	6.10	11.31	17.41 [2]
	Sirius Charlie	2	6.08	11.64	17.72 [5]
	Pure Penny	3	6.24	11.69	17.93 [6]
	Shian Eliza	4	[]		
	Bess Be Good	5	6.34	11.61	17.95 [7]
	Style Council	6	6.17	11.49	17.66 [4]
	Selective	7	6.05	11.31	17.36 [1]
	He Is Ridiculous	8	6.30	11.67	17.97 [8]
	Beastly Enforcer	9	[]		

RUG	NAME	BOX	SECTION-1	HOME	FINISH TIME
	Bella Rye	4	6.32	11.32	17.64 [3]

Data based on IsoLynx Localised Positioning System.

Legend:

[ ] - Rank at each section

() - Avg. meters to rail for section

-- - No data available at section





IPSWICH, QLD  
Race 2 - SKY RACING - 288M  
09/05/2024 - 12:29:36 PM

RUG	NAME	BOX	TOP SPEED	50M	100M	150M	200M	250M	57M HOME	FINISH TIME
<b>3</b>	<b>Panama Power</b>	3	68.0km/h	<b>3.96 [1]</b> 51.9km/h (2.1M)	<b>6.64 [1]</b> 67.0km/h (1.4M)	<b>9.41 [1]</b> 65.1km/h (1.3M)	<b>12.25 [1]</b> 63.4km/h (1.5M)	<b>15.05 [1]</b> 64.5km/h (2.8M)	11.11	<b>17.14 [1]</b>
<b>1</b>	<b>I'M Refined</b>	1	65.8km/h	<b>4.00 [2]</b> 50.8km/h (1.0M)	<b>6.79 [2]</b> 64.5km/h (1.3M)	<b>9.59 [2]</b> 64.3km/h (1.7M)	<b>12.42 [2]</b> 63.5km/h (1.4M)	<b>15.22 [2]</b> 64.4km/h (2.0M)	11.18	<b>17.33 [2]</b>
<b>5</b>	<b>Absolute Class</b>	5	65.8km/h	<b>4.06 [3]</b> 50.6km/h (2.5M)	<b>6.81 [3]</b> 65.2km/h (2.1M)	<b>9.69 [3]</b> 62.7km/h (2.2M)	<b>12.58 [3]</b> 62.3km/h (1.5M)	<b>15.40 [3]</b> 63.9km/h (0.9M)	11.37	<b>17.53 [3]</b>
<b>8</b>	<b>Sirius Andrew</b>	8	64.0km/h	<b>4.15 [8]</b> 49.9km/h (3.7M)	<b>7.01 [7]</b> 62.8km/h (2.3M)	<b>9.89 [5]</b> 62.4km/h (1.4M)	<b>12.84 [4]</b> 61.1km/h (1.2M)	<b>15.69 [4]</b> 63.0km/h (1.1M)	11.54	<b>17.85 [4]</b>
<b>7</b>	<b>Hippy</b>	7	65.4km/h	<b>4.12 [7]</b> 50.0km/h (3.3M)	<b>6.93 [4]</b> 63.9km/h (2.4M)	<b>9.89 [4]</b> 60.9km/h (2.4M)	<b>12.84 [5]</b> 61.0km/h (2.0M)	<b>15.72 [5]</b> 62.6km/h (2.5M)	11.63	<b>17.89 [5]</b>
<b>2</b>	<b>Lakoda Rusty</b>	2	62.7km/h	<b>4.07 [4]</b> 50.2km/h (1.9M)	<b>7.00 [5]</b> 61.5km/h (1.4M)	<b>10.01 [6]</b> 59.7km/h (1.2M)	<b>13.12 [6]</b> 58.2km/h (2.2M)	<b>16.04 [6]</b> 61.6km/h (3.1M)	11.95	<b>18.23 [6]</b>
<b>4</b>	<b>Mia Herrera</b>	4	64.5km/h	<b>4.09 [5]</b> 50.4km/h (2.2M)	<b>7.01 [6]</b> 61.7km/h (1.6M)	<b>10.08 [7]</b> 58.6km/h (1.5M)	<b>13.19 [7]</b> 58.0km/h (1.8M)	<b>16.11 [7]</b> 61.6km/h (0.9M)	12.04	<b>18.31 [7]</b>
<b>9</b>	<b>Beastly Enforcer</b>	6	62.2km/h	<b>4.12 [6]</b> 49.6km/h (2.9M)	<b>7.12 [8]</b> 60.2km/h (1.6M)	<b>10.19 [8]</b> 58.5km/h (0.8M)	<b>13.29 [8]</b> 58.1km/h (1.0M)	<b>16.26 [8]</b> 60.6km/h (2.1M)	12.09	<b>18.49 [8]</b>

Data based on IsoLynx Localised Positioning System.

Legend:

[ ] - Rank at each section

( ) - Avg. meters to rail for section

-- - No data available at section





IPSWICH, QLD  
 Race 3 - WWW.IPSWICHGREYHOUNDS.COM - 288M  
 09/05/2024 - 12:49:38 PM

RUG	NAME	BOX	TOP SPEED	50M	100M	150M	200M	250M	57M HOME	FINISH TIME
<b>6</b>	<b>Modern Flame</b>	6	67.3km/h	<b>3.92 [1]</b> 52.1km/h (2.3M)	<b>6.62 [1]</b> 66.6km/h (1.7M)	<b>9.40 [1]</b> 64.8km/h (1.0M)	<b>12.29 [1]</b> 62.4km/h (0.9M)	<b>15.15 [1]</b> 62.9km/h (2.2M)	11.31 63.7km/h (2.4M)	<b>17.31 [1]</b>
<b>5</b>	<b>Fire Fly Billy</b>	5	66.3km/h	<b>4.05 [3]</b> 50.7km/h (1.8M)	<b>6.79 [3]</b> 65.5km/h (1.2M)	<b>9.69 [2]</b> 62.2km/h (1.5M)	<b>12.59 [2]</b> 62.1km/h (1.0M)	<b>15.46 [2]</b> 62.5km/h (2.5M)	11.47 63.5km/h (2.3M)	<b>17.62 [2]</b>
<b>2</b>	<b>Quarter Share</b>	2	64.9km/h	<b>4.13 [7]</b> 49.7km/h (1.3M)	<b>7.01 [5]</b> 62.6km/h (1.9M)	<b>9.88 [5]</b> 62.8km/h (2.6M)	<b>12.74 [5]</b> 62.9km/h (2.4M)	<b>15.55 [3]</b> 64.1km/h (5.5M)	11.34 64.7km/h (6.2M)	<b>17.67 [3]</b>
<b>7</b>	<b>Sirius Angus</b>	7	66.2km/h	<b>4.05 [2]</b> 51.1km/h (2.7M)	<b>6.79 [2]</b> 65.6km/h (1.8M)	<b>9.70 [3]</b> 61.8km/h (2.0M)	<b>12.69 [3]</b> 60.3km/h (1.8M)	<b>15.63 [4]</b> 61.3km/h (3.5M)	11.68 62.3km/h (3.2M)	<b>17.83 [4]</b>
<b>3</b>	<b>Spring Amelia</b>	3	64.8km/h	<b>4.09 [4]</b> 51.2km/h (0.5M)	<b>7.02 [6]</b> 61.6km/h (0.8M)	<b>9.97 [6]</b> 60.9km/h (0.8M)	<b>12.89 [6]</b> 61.8km/h (0.7M)	<b>15.72 [6]</b> 63.6km/h (1.4M)	11.58 64.6km/h (1.2M)	<b>17.86 [5]</b>
<b>1</b>	<b>Crazy Matrix</b>	1	65.0km/h	<b>4.10 [5]</b> 50.8km/h (0.5M)	<b>7.10 [7]</b> 60.3km/h (0.8M)	<b>10.03 [7]</b> 61.3km/h (1.5M)	<b>12.94 [7]</b> 61.9km/h (1.7M)	<b>15.74 [7]</b> 64.2km/h (2.9M)	11.47 64.7km/h (2.3M)	<b>17.88 [6]</b>
<b>8</b>	<b>Far Less Pickles</b>	8	65.4km/h	<b>4.12 [6]</b> 50.5km/h (2.9M)	<b>6.91 [4]</b> 64.4km/h (1.6M)	<b>9.79 [4]</b> 62.5km/h (1.5M)	<b>12.73 [4]</b> 61.2km/h (1.4M)	<b>15.70 [5]</b> 60.7km/h (3.2M)	11.65 62.6km/h (3.3M)	<b>17.89 [7]</b>
<b>4</b>	<b>Party Lovelace</b>	4	63.9km/h	<b>4.21 [8]</b> 49.0km/h (1.4M)	<b>7.13 [8]</b> 61.6km/h (1.2M)	<b>10.16 [8]</b> 59.5km/h (1.5M)	<b>13.12 [8]</b> 60.7km/h (1.1M)	<b>16.00 [8]</b> 62.5km/h (1.6M)	11.73 63.6km/h (1.5M)	<b>18.16 [8]</b>





IPSWICH, QLD  
Race 4 - DOVER & SONS - 288M  
09/05/2024 - 13:13:36 PM

RUG	NAME	BOX	TOP SPEED	50M	100M	150M	200M	250M	57M HOME	FINISH TIME
	<b>Splittin' Tens</b>	2	66.6km/h	<b>3.94 [1]</b> 52.0km/h (0.6M)	<b>6.67 [1]</b> 65.9km/h (0.9M)	<b>9.45 [1]</b> 64.6km/h (0.9M)	<b>12.32 [1]</b> 62.9km/h (0.9M)	<b>15.14 [1]</b> 63.9km/h (1.2M)	11.24 64.6km/h (1.1M)	<b>17.27 [1]</b>
	<b>Nunning</b>	4	66.0km/h	<b>4.10 [7]</b> 50.3km/h (1.9M)	<b>6.89 [3]</b> 64.4km/h (1.5M)	<b>9.72 [2]</b> 63.5km/h (1.8M)	<b>12.52 [2]</b> 64.3km/h (1.3M)	<b>15.29 [2]</b> 65.1km/h (1.4M)	11.16 65.8km/h (1.0M)	<b>17.38 [2]</b>
	<b>Ryan's Rocket</b>	8	64.8km/h	<b>4.07 [5]</b> 50.5km/h (2.8M)	<b>6.91 [4]</b> 63.2km/h (1.7M)	<b>9.91 [3]</b> 60.1km/h (1.8M)	<b>12.81 [3]</b> 62.1km/h (0.9M)	<b>15.68 [3]</b> 62.7km/h (1.9M)	11.66 62.8km/h (1.7M)	<b>17.88 [3]</b>
	<b>Mr. Faulty</b>	1	63.9km/h	<b>4.09 [6]</b> 49.8km/h (0.5M)	<b>6.98 [6]</b> 62.2km/h (0.7M)	<b>10.07 [5]</b> 58.3km/h (1.6M)	<b>13.03 [4]</b> 60.9km/h (1.2M)	<b>15.91 [4]</b> 62.5km/h (1.0M)	11.83 62.9km/h (0.9M)	<b>18.10 [4]</b>
	<b>Solo Rambo</b>	3	65.3km/h	<b>4.05 [4]</b> 50.9km/h (1.3M)	<b>6.96 [5]</b> 62.2km/h (0.9M)	<b>10.13 [6]</b> 56.7km/h (1.0M)	<b>13.17 [6]</b> 59.3km/h (1.1M)	<b>16.05 [5]</b> 62.6km/h (2.3M)	12.03 63.6km/h (2.3M)	<b>18.22 [5]</b>
	<b>Late Mate</b>	5	66.1km/h	<b>4.28 [8]</b> 50.3km/h (2.0M)	<b>7.07 [8]</b> 64.2km/h (1.0M)	<b>10.33 [7]</b> 55.7km/h (1.9M)	<b>13.28 [7]</b> 61.0km/h (1.6M)	<b>16.12 [7]</b> 63.3km/h (3.2M)	11.89 63.9km/h (2.9M)	<b>18.28 [6]</b>
	<b>Firefly Schooner</b>	7	64.6km/h	<b>3.97 [2]</b> 51.7km/h (2.6M)	<b>6.87 [2]</b> 62.2km/h (1.5M)	<b>10.02 [4]</b> 57.2km/h (1.0M)	<b>13.11 [5]</b> 58.2km/h (0.8M)	<b>16.08 [6]</b> 60.5km/h (1.2M)	12.22 60.5km/h (1.2M)	<b>18.37 [7]</b>
	<b>Sirius Brian</b>	6	64.5km/h	<b>4.00 [3]</b> 51.1km/h (1.6M)	<b>7.00 [7]</b> 60.3km/h (1.3M)	<b>10.47 [8]</b> 52.2km/h (2.2M)	<b>13.53 [8]</b> 58.7km/h (1.1M)	<b>16.50 [8]</b> 60.6km/h (2.0M)	12.56 61.4km/h (1.4M)	<b>18.75 [8]</b>

Data based on IsoLynx Localised Positioning System.

Legend:

[ ] - Rank at each section

( ) - Avg. meters to rail for section

-- - No data available at section





IPSWICH, QLD  
 Race 5 - GREYHOUNDS MAKE GREAT PETS - 288M  
 09/05/2024 - 13:32:44 PM

RUG	NAME	BOX	TOP SPEED	50M	100M	150M	200M	250M	57M HOME	FINISH TIME
<b>3</b>	<b>Majestic Maiden</b>	3	65.6km/h	<b>4.05 [7]</b> 51.0km/h (0.8M)	<b>6.86 [3]</b> 64.1km/h (0.9M)	<b>9.61 [1]</b> 65.4km/h (0.8M)	<b>12.40 [1]</b> 64.6km/h (1.0M)	<b>15.18 [1]</b> 64.9km/h (1.1M)	11.07	<b>17.29 [1]</b>
<b>2</b>	<b>Caesar's Corner</b>	2	65.7km/h	<b>3.97 [1]</b> 51.6km/h (0.8M)	<b>6.73 [1]</b> 65.2km/h (1.3M)	<b>9.66 [2]</b> 61.6km/h (1.4M)	<b>12.53 [2]</b> 62.6km/h (1.3M)	<b>15.36 [2]</b> 63.7km/h (1.8M)	11.40	<b>17.49 [2]</b>
<b>4</b>	<b>Tuta Grizzly</b>	4	66.0km/h	<b>4.01 [3]</b> 51.2km/h (1.3M)	<b>6.89 [4]</b> 62.4km/h (1.5M)	<b>9.77 [4]</b> 62.6km/h (2.0M)	<b>12.63 [3]</b> 62.9km/h (1.8M)	<b>15.42 [3]</b> 64.6km/h (2.4M)	11.27	<b>17.51 [3]</b>
<b>1</b>	<b>Bella Del Toro</b>	1	65.5km/h	<b>4.01 [4]</b> 51.1km/h (0.5M)	<b>6.80 [2]</b> 64.4km/h (0.7M)	<b>9.75 [3]</b> 61.0km/h (1.3M)	<b>12.65 [4]</b> 62.2km/h (0.8M)	<b>15.49 [4]</b> 63.4km/h (0.8M)	11.49	<b>17.63 [4]</b>
<b>5</b>	<b>Diva Unleashed</b>	5	63.9km/h	<b>4.02 [5]</b> 50.8km/h (2.2M)	<b>6.97 [5]</b> 61.1km/h (1.6M)	<b>9.91 [6]</b> 61.0km/h (1.4M)	<b>12.85 [6]</b> 61.3km/h (1.5M)	<b>15.73 [5]</b> 62.4km/h (2.7M)	11.62	<b>17.89 [5]</b>
<b>8</b>	<b>Spooky Wow</b>	8	64.5km/h	<b>3.99 [2]</b> 50.6km/h (3.0M)	<b>7.00 [7]</b> 59.8km/h (1.8M)	<b>10.03 [8]</b> 59.5km/h (1.6M)	<b>12.99 [8]</b> 60.8km/h (0.7M)	<b>15.84 [7]</b> 63.2km/h (0.9M)	11.72	<b>17.99 [6]</b>
<b>7</b>	<b>Where's Papi</b>	7	64.3km/h	<b>4.14 [8]</b> 49.4km/h (3.2M)	<b>6.97 [6]</b> 63.5km/h (1.3M)	<b>9.86 [5]</b> 62.4km/h (0.9M)	<b>12.83 [5]</b> 60.6km/h (1.0M)	<b>15.78 [6]</b> 61.1km/h (1.4M)	11.69	<b>18.00 [7]</b>
<b>6</b>	<b>Miss Daisy</b>	6	64.2km/h	<b>4.04 [6]</b> 50.6km/h (2.6M)	<b>7.01 [8]</b> 60.8km/h (2.2M)	<b>9.99 [7]</b> 60.3km/h (2.1M)	<b>12.91 [7]</b> 61.6km/h (1.2M)	<b>15.85 [8]</b> 61.3km/h (2.9M)	11.74	<b>18.01 [8]</b>

Data based on IsoLynx Localised Positioning System.  
 Legend:  
 [ ] - Rank at each section





IPSWICH, QLD  
 Race 6 - ROSEWOOD VETERINARY SERVICE - 288M  
 09/05/2024 - 13:55:32 PM

RUG	NAME	BOX	TOP SPEED	50M	100M	150M	200M	250M	57M HOME	FINISH TIME
<b>6</b>	Coal Crusher	6	67.6km/h	<b>3.93 [1]</b> 52.2km/h (2.3M)	<b>6.62 [1]</b> 66.9km/h (1.3M)	<b>9.35 [1]</b> 65.9km/h (1.0M)	<b>12.15 [1]</b> 64.3km/h (0.8M)	<b>14.93 [1]</b> 64.8km/h (1.1M)	11.02 65.7km/h (1.0M)	<b>17.02 [1]</b>
<b>2</b>	Aussie Rocket	2	66.4km/h	<b>3.93 [2]</b> 51.8km/h (0.8M)	<b>6.74 [2]</b> 64.1km/h (0.7M)	<b>9.60 [2]</b> 62.7km/h (0.9M)	<b>12.47 [2]</b> 62.8km/h (0.8M)	<b>15.28 [2]</b> 64.1km/h (1.1M)	11.33 65.4km/h (0.8M)	<b>17.39 [2]</b>
<b>8</b>	Burt Street	8	65.8km/h	<b>4.01 [5]</b> 51.2km/h (3.2M)	<b>6.75 [4]</b> 65.5km/h (2.4M)	<b>9.65 [3]</b> 62.3km/h (2.1M)	<b>12.52 [3]</b> 62.7km/h (1.4M)	<b>15.31 [3]</b> 64.6km/h (2.5M)	11.30 65.5km/h (2.7M)	<b>17.41 [3]</b>
<b>7</b>	Brawl	7	66.0km/h	<b>4.13 [8]</b> 49.7km/h (2.7M)	<b>6.94 [8]</b> 64.0km/h (1.6M)	<b>9.88 [8]</b> 61.3km/h (2.7M)	<b>12.75 [7]</b> 62.8km/h (1.5M)	<b>15.53 [5]</b> 64.6km/h (2.0M)	11.36 65.5km/h (1.7M)	<b>17.64 [4]</b>
<b>1</b>	Screaming Blaze	1	65.8km/h	<b>3.98 [4]</b> 51.2km/h (0.4M)	<b>6.82 [6]</b> 63.3km/h (0.6M)	<b>9.69 [5]</b> 62.6km/h (1.0M)	<b>12.63 [4]</b> 61.4km/h (1.3M)	<b>15.51 [4]</b> 62.4km/h (3.7M)	11.50 64.2km/h (3.3M)	<b>17.65 [5]</b>
<b>4</b>	I'M All Class	4	66.0km/h	<b>4.09 [7]</b> 50.1km/h (1.2M)	<b>6.87 [7]</b> 64.6km/h (0.9M)	<b>9.76 [7]</b> 62.4km/h (1.3M)	<b>12.68 [5]</b> 61.7km/h (1.4M)	<b>15.57 [6]</b> 62.3km/h (2.9M)	11.49 64.5km/h (2.3M)	<b>17.70 [6]</b>
<b>3</b>	Hooked On Daisy	3	66.0km/h	<b>3.97 [3]</b> 51.4km/h (1.5M)	<b>6.74 [3]</b> 65.0km/h (1.3M)	<b>9.66 [4]</b> 61.7km/h (1.7M)	<b>12.73 [6]</b> 58.8km/h (2.0M)	<b>15.63 [7]</b> 62.1km/h (3.5M)	11.65 64.5km/h (2.8M)	<b>17.75 [7]</b>
<b>5</b>	Alpha Cyprus	5	65.6km/h	<b>4.02 [6]</b> 50.6km/h (1.8M)	<b>6.80 [5]</b> 64.5km/h (1.6M)	<b>9.73 [6]</b> 61.6km/h (1.5M)	<b>12.75 [8]</b> 59.6km/h (2.5M)	<b>15.64 [8]</b> 62.2km/h (4.5M)	11.66 63.3km/h (3.9M)	<b>17.81 [8]</b>

Data based on IsoLynx Localised Positioning System.

Legend:

[ ] - Rank at each section

( ) - Avg. meters to rail for section

-- - No data available at section





IPSWICH, QLD  
Race 7 - CHASE NEWSPAPER - 288M  
09/05/2024 - 14:11:32 PM

RUG	NAME	BOX	TOP SPEED	50M	100M	150M	200M	250M	57M HOME	FINISH TIME
<b>5</b>	Hayden's Girl	5	68.3km/h	<b>3.83 [1]</b> 53.1km/h (2.7M)	<b>6.49 [1]</b> 67.4km/h (1.7M)	<b>9.24 [1]</b> 65.6km/h (0.7M)	<b>12.10 [1]</b> 62.8km/h (0.8M)	<b>14.97 [1]</b> 62.7km/h (1.0M)	11.28 63.0km/h (1.4M)	<b>17.16 [1]</b>
<b>2</b>	Calypso Ruby	2	64.5km/h	<b>3.93 [3]</b> 51.5km/h (0.9M)	<b>6.75 [3]</b> 63.8km/h (1.4M)	<b>9.67 [2]</b> 61.7km/h (2.0M)	<b>12.56 [2]</b> 62.2km/h (1.3M)	<b>15.41 [2]</b> 63.2km/h (2.2M)	11.47 63.9km/h (2.1M)	<b>17.56 [2]</b>
<b>1</b>	Long Jetty	1	67.0km/h	<b>3.94 [4]</b> 51.9km/h (0.6M)	<b>6.75 [4]</b> 64.1km/h (0.9M)	<b>9.73 [3]</b> 60.5km/h (0.9M)	<b>12.68 [3]</b> 61.2km/h (1.3M)	<b>15.48 [3]</b> 64.1km/h (2.3M)	11.57 64.9km/h (2.3M)	<b>17.60 [3]</b>
<b>6</b>	Wally's Boy	6	65.0km/h	<b>4.26 [7]</b> 47.9km/h (2.5M)	<b>7.07 [7]</b> 64.0km/h (2.2M)	<b>9.95 [6]</b> 62.5km/h (2.1M)	<b>12.87 [6]</b> 61.7km/h (2.4M)	<b>15.69 [4]</b> 63.8km/h (4.4M)	11.40 64.8km/h (4.6M)	<b>17.82 [4]</b>
<b>7</b>	Red Yogi	7	63.9km/h	<b>4.16 [6]</b> 48.8km/h (2.3M)	<b>7.05 [6]</b> 62.3km/h (1.3M)	<b>9.95 [7]</b> 62.0km/h (0.9M)	<b>12.89 [7]</b> 61.3km/h (0.8M)	<b>15.75 [5]</b> 63.0km/h (0.9M)	11.52 63.6km/h (1.1M)	<b>17.91 [5]</b>
<b>8</b>	Light Up	8	66.5km/h	<b>3.91 [2]</b> 52.0km/h (3.0M)	<b>6.74 [2]</b> 63.6km/h (1.5M)	<b>9.77 [4]</b> 59.6km/h (1.2M)	<b>12.84 [4]</b> 58.6km/h (1.6M)	<b>15.78 [7]</b> 61.3km/h (2.2M)	11.94 63.0km/h (2.1M)	<b>17.95 [6]</b>
<b>4</b>	Sounds Lucky	4	67.6km/h	<b>4.10 [5]</b> 50.1km/h (1.5M)	<b>6.83 [5]</b> 65.7km/h (1.1M)	<b>9.87 [5]</b> 59.5km/h (1.7M)	<b>12.86 [5]</b> 60.3km/h (1.8M)	<b>15.77 [6]</b> 61.7km/h (2.5M)	11.78 62.9km/h (2.6M)	<b>17.96 [7]</b>

Data based on IsoLynx Localised Positioning System.

Legend:

[ ] - Rank at each section

( ) - Avg. meters to rail for section

--- No data available at section







IPSWICH, QLD  
Race 8 - GOLDEN VIEW GREYHOUND COMPLEX - 288M  
09/05/2024 - 14:35:34 PM

RUG	NAME	BOX	TOP SPEED	50M	100M	150M	200M	250M	57M HOME	FINISH TIME
<b>1</b>	<b>Cookie Express</b>	1	67.0km/h	<b>3.85 [1]</b> 52.7km/h (0.9M)	<b>6.58 [1]</b> 66.0km/h (1.0M)	<b>9.37 [1]</b> 64.4km/h (1.0M)	<b>12.23 [1]</b> 63.1km/h (0.9M)	<b>15.02 [1]</b> 64.5km/h (1.5M)	11.19 65.2km/h (1.1M)	<b>17.13 [1]</b>
<b>5</b>	<b>Mega Man</b>	5	66.3km/h	<b>4.07 [5]</b> 50.8km/h (2.2M)	<b>6.81 [4]</b> 65.6km/h (1.4M)	<b>9.59 [2]</b> 64.8km/h (1.5M)	<b>12.41 [2]</b> 63.8km/h (1.4M)	<b>15.22 [2]</b> 64.0km/h (2.3M)	11.18 64.6km/h (1.7M)	<b>17.35 [2]</b>
<b>7</b>	<b>Dashing Garth</b>	7	65.9km/h	<b>4.06 [4]</b> 50.7km/h (2.7M)	<b>6.82 [5]</b> 65.0km/h (2.1M)	<b>9.73 [3]</b> 62.1km/h (2.0M)	<b>12.65 [3]</b> 61.5km/h (1.6M)	<b>15.49 [3]</b> 63.5km/h (2.8M)	11.42 65.1km/h (2.1M)	<b>17.59 [3]</b>
<b>2</b>	<b>Strike Force Sam</b>	2	65.6km/h	<b>4.00 [3]</b> 51.2km/h (1.4M)	<b>6.77 [3]</b> 64.7km/h (0.9M)	<b>9.74 [4]</b> 60.8km/h (0.8M)	<b>12.66 [4]</b> 61.6km/h (0.8M)	<b>15.53 [4]</b> 62.7km/h (1.4M)	11.57 63.7km/h (1.2M)	<b>17.69 [4]</b>
<b>3</b>	<b>Mister Bar Cool</b>	3	65.7km/h	<b>4.13 [6]</b> 50.1km/h (1.3M)	<b>6.97 [6]</b> 63.2km/h (0.9M)	<b>9.95 [6]</b> 60.5km/h (1.2M)	<b>12.90 [6]</b> 61.0km/h (1.3M)	<b>15.75 [6]</b> 63.3km/h (2.0M)	11.58 64.7km/h (2.2M)	<b>17.87 [5]</b>
<b>8</b>	<b>See It Rock</b>	8	65.8km/h	<b>3.99 [2]</b> 51.0km/h (2.7M)	<b>6.75 [2]</b> 65.0km/h (1.5M)	<b>9.76 [5]</b> 60.1km/h (1.1M)	<b>12.77 [5]</b> 59.7km/h (1.5M)	<b>15.70 [5]</b> 61.4km/h (4.3M)	11.77 63.0km/h (4.0M)	<b>17.89 [6]</b>
<b>4</b>	<b>Johnny Baha</b>	4	66.9km/h	<b>4.17 [7]</b> 49.3km/h (1.7M)	<b>7.05 [7]</b> 62.6km/h (1.3M)	<b>10.01 [7]</b> 60.8km/h (0.8M)	<b>12.94 [7]</b> 61.4km/h (0.8M)	<b>15.79 [7]</b> 63.2km/h (1.4M)	11.51 65.3km/h (1.4M)	<b>17.89 [7]</b>
<b>6</b>	<b>Lucky Dip</b>	6	64.5km/h	<b>4.25 [8]</b> 49.1km/h (2.5M)	<b>7.16 [8]</b> 61.9km/h (1.8M)	<b>10.11 [8]</b> 60.9km/h (0.9M)	<b>13.08 [8]</b> 60.8km/h (1.1M)	<b>15.91 [8]</b> 63.5km/h (0.9M)	11.60 64.2km/h (0.9M)	<b>18.07 [8]</b>

Data based on IsoLynx Localised Positioning System.

Legend:

[ ] - Rank at each section

( ) - Avg. meters to rail for section

-- - No data available at section





IPSWICH, QLD  
Race 9 - JUST GREYHOUND PHOTOS - 288M  
09/05/2024 - 14:53:15 PM

RUG	NAME	BOX	TOP SPEED	50M	100M	150M	200M	250M	57M HOME	FINISH TIME
<b>1</b>	<b>Sivo Banner</b>	1	68.5km/h	<b>3.81 [2]</b> 53.5km/h (0.4M)	<b>6.46 [1]</b> 67.7km/h (0.8M)	<b>9.18 [1]</b> 66.3km/h (1.2M)	<b>11.95 [1]</b> 64.9km/h (1.2M)	<b>14.70 [1]</b> 65.5km/h (1.1M)	10.94 66.4km/h (1.0M)	<b>16.78 [1]</b>
<b>3</b>	<b>Out Of Austrian</b>	3	68.1km/h	<b>3.88 [3]</b> 52.3km/h (0.8M)	<b>6.57 [2]</b> 67.0km/h (0.8M)	<b>9.36 [2]</b> 64.5km/h (1.0M)	<b>12.18 [2]</b> 63.9km/h (0.8M)	<b>14.95 [2]</b> 64.9km/h (1.3M)	11.09 66.0km/h (0.8M)	<b>17.03 [2]</b>
<b>7</b>	<b>Spring Lionel</b>	7	67.0km/h	<b>3.88 [4]</b> 52.4km/h (1.5M)	<b>6.62 [4]</b> 65.6km/h (1.1M)	<b>9.59 [3]</b> 60.7km/h (1.1M)	<b>12.43 [3]</b> 63.4km/h (0.8M)	<b>15.20 [3]</b> 64.9km/h (1.1M)	11.31 66.1km/h (1.0M)	<b>17.28 [3]</b>
<b>6</b>	<b>Indigo Destroyer</b>	6	66.6km/h	<b>3.96 [6]</b> 52.3km/h (2.0M)	<b>6.68 [5]</b> 66.1km/h (1.7M)	<b>9.66 [4]</b> 60.6km/h (1.8M)	<b>12.47 [4]</b> 64.0km/h (1.4M)	<b>15.21 [4]</b> 65.7km/h (3.3M)	11.25 66.2km/h (2.8M)	<b>17.29 [4]</b>
<b>8</b>	<b>Hot Barrels</b>	8	67.5km/h	<b>3.94 [5]</b> 52.3km/h (3.2M)	<b>6.70 [6]</b> 65.2km/h (2.5M)	<b>9.74 [6]</b> 59.5km/h (2.6M)	<b>12.63 [5]</b> 62.2km/h (1.8M)	<b>15.38 [5]</b> 65.4km/h (3.7M)	11.39 66.9km/h (3.8M)	<b>17.44 [5]</b>
<b>4</b>	<b>Spring Tino</b>	4	66.4km/h	<b>4.04 [8]</b> 51.0km/h (0.7M)	<b>6.83 [8]</b> 64.5km/h (0.6M)	<b>9.77 [7]</b> 61.2km/h (0.6M)	<b>12.73 [7]</b> 60.8km/h (0.8M)	<b>15.55 [6]</b> 63.9km/h (1.2M)	11.48 65.7km/h (0.9M)	<b>17.64 [6]</b>
<b>5</b>	<b>King Cole</b>	5	66.3km/h	<b>4.00 [7]</b> 51.1km/h (0.7M)	<b>6.79 [7]</b> 64.6km/h (0.7M)	<b>9.91 [8]</b> 57.9km/h (1.0M)	<b>12.85 [8]</b> 61.2km/h (0.7M)	<b>15.67 [8]</b> 63.9km/h (0.6M)	11.68 65.1km/h (0.4M)	<b>17.78 [7]</b>
<b>2</b>	<b>In A Slipstream</b>	2	64.3km/h	<b>3.74 [1]</b> 53.2km/h (0.7M)	<b>6.60 [3]</b> 62.9km/h (1.1M)	<b>9.69 [5]</b> 58.2km/h (1.5M)	<b>12.67 [6]</b> 60.6km/h (0.8M)	<b>15.59 [7]</b> 61.4km/h (2.5M)	11.92 61.6km/h (2.3M)	<b>17.83 [8]</b>

Data based on IsoLynx Localised Positioning System.

Legend:

[ ] - Rank at each section

( ) - Avg. meters to rail for section

-- - No data available at section





IPSWICH, QLD  
Race 10 - TAB 5th Grade F - 288M  
09/05/2024 - 15:11:36 PM

RUG	NAME	BOX	TOP SPEED	50M	100M	150M	200M	250M	57M HOME	FINISH TIME
<b>8</b>	<b>Gatting Ball</b>	8	67.0km/h	<b>3.84 [2]</b> 52.6km/h (2.3M)	<b>6.55 [2]</b> 66.4km/h (1.3M)	<b>9.29 [2]</b> 65.6km/h (1.4M)	<b>12.12 [1]</b> 63.7km/h (1.5M)	<b>14.90 [1]</b> 64.8km/h (1.6M)	11.05	<b>16.98 [1]</b>
<b>7</b>	<b>Beijing Ling</b>	7	67.7km/h	<b>3.84 [1]</b> 52.9km/h (1.8M)	<b>6.52 [1]</b> 66.9km/h (0.9M)	<b>9.28 [1]</b> 65.3km/h (0.9M)	<b>12.12 [2]</b> 63.3km/h (0.9M)	<b>14.93 [2]</b> 64.1km/h (1.1M)	11.17	<b>17.07 [2]</b>
<b>1</b>	<b>Shine And Fire</b>	1	68.2km/h	<b>3.94 [4]</b> 52.2km/h (0.7M)	<b>6.62 [3]</b> 67.1km/h (0.6M)	<b>9.38 [3]</b> 65.3km/h (1.1M)	<b>12.21 [3]</b> 63.6km/h (0.8M)	<b>15.02 [3]</b> 64.1km/h (0.6M)	11.12	<b>17.13 [3]</b>
<b>2</b>	<b>Run Pebbles Run</b>	2	66.3km/h	<b>3.97 [5]</b> 51.4km/h (0.9M)	<b>6.71 [5]</b> 65.6km/h (0.8M)	<b>9.48 [4]</b> 64.9km/h (0.8M)	<b>12.31 [4]</b> 63.7km/h (0.8M)	<b>15.10 [4]</b> 64.5km/h (1.4M)	11.13	<b>17.20 [4]</b>
<b>3</b>	<b>Kilkenny Blue</b>	3	67.1km/h	<b>4.09 [7]</b> 50.7km/h (0.6M)	<b>6.80 [7]</b> 66.4km/h (0.6M)	<b>9.56 [6]</b> 65.3km/h (1.0M)	<b>12.38 [5]</b> 63.8km/h (1.0M)	<b>15.18 [5]</b> 64.2km/h (2.8M)	11.11	<b>17.29 [5]</b>
<b>4</b>	<b>It's Time Red</b>	4	66.8km/h	<b>4.06 [6]</b> 50.5km/h (1.7M)	<b>6.78 [6]</b> 66.0km/h (1.5M)	<b>9.56 [7]</b> 64.9km/h (2.0M)	<b>12.43 [7]</b> 62.7km/h (2.0M)	<b>15.32 [7]</b> 62.4km/h (4.1M)	11.32	<b>17.47 [6]</b>
<b>5</b>	<b>Farmor Credible</b>	5	66.5km/h	<b>3.94 [3]</b> 51.8km/h (1.2M)	<b>6.67 [4]</b> 65.8km/h (1.0M)	<b>9.50 [5]</b> 63.7km/h (1.9M)	<b>12.38 [6]</b> 62.3km/h (1.7M)	<b>15.28 [6]</b> 62.2km/h (3.7M)	11.43	<b>17.47 [7]</b>
<b>6</b>	<b>London Star</b>	6	66.6km/h	<b>4.29 [8]</b> 49.4km/h (2.1M)	<b>7.03 [8]</b> 65.8km/h (1.5M)	<b>9.81 [8]</b> 64.5km/h (1.0M)	<b>12.67 [8]</b> 63.0km/h (1.2M)	<b>15.50 [8]</b> 63.6km/h (2.6M)	11.26	<b>17.65 [8]</b>

Data based on IsoLynx Localised Positioning System.  
Legend:  
[] - Rank at each section  
( ) - Avg. meters to rail for section  
-- - No data available at section





IPSWICH, QLD  
Race 11 - SKY RACING - 288M  
09/05/2024 - 15:31:39 PM

RUG	NAME	BOX	TOP SPEED	50M	100M	150M	200M	250M	57M HOME	FINISH TIME
	Bemboka Blue	2	67.8km/h	<b>3.84 [1]</b> 52.8km/h (1.1M)	<b>6.52 [1]</b> 67.1km/h (1.0M)	<b>9.22 [1]</b> 66.6km/h (0.9M)	<b>11.99 [1]</b> 64.9km/h (0.9M)	<b>14.73 [1]</b> 65.9km/h (1.7M)	10.89 66.7km/h (1.3M)	<b>16.79 [1]</b>
	Sweet Babe	8	67.7km/h	<b>3.86 [2]</b> 52.7km/h (2.1M)	<b>6.54 [2]</b> 67.2km/h (1.5M)	<b>9.28 [2]</b> 65.8km/h (1.5M)	<b>12.10 [2]</b> 63.7km/h (1.6M)	<b>14.89 [2]</b> 64.6km/h (3.0M)	11.07 65.6km/h (2.6M)	<b>16.99 [2]</b>
	Be Desired	7	67.2km/h	<b>3.97 [6]</b> 51.5km/h (2.4M)	<b>6.67 [4]</b> 66.6km/h (2.1M)	<b>9.42 [4]</b> 65.4km/h (1.8M)	<b>12.24 [4]</b> 63.9km/h (2.0M)	<b>14.99 [4]</b> 65.5km/h (3.7M)	11.00 66.9km/h (2.9M)	<b>17.05 [3]</b>
	Magique Noir	1	66.8km/h	<b>3.90 [3]</b> 52.6km/h (1.0M)	<b>6.63 [3]</b> 66.0km/h (0.6M)	<b>9.37 [3]</b> 65.5km/h (0.8M)	<b>12.16 [3]</b> 64.6km/h (0.8M)	<b>14.94 [3]</b> 64.8km/h (0.8M)	11.06 65.2km/h (0.6M)	<b>17.05 [4]</b>
	Spring Rock	3	66.1km/h	<b>3.91 [4]</b> 52.0km/h (1.5M)	<b>6.72 [5]</b> 64.0km/h (1.1M)	<b>9.49 [5]</b> 64.9km/h (1.1M)	<b>12.28 [5]</b> 64.5km/h (0.8M)	<b>15.03 [5]</b> 65.4km/h (1.3M)	11.08 65.4km/h (1.3M)	<b>17.16 [5]</b>
	Nando Sid	4	66.5km/h	<b>3.96 [5]</b> 51.2km/h (1.8M)	<b>6.72 [6]</b> 65.0km/h (2.0M)	<b>9.57 [6]</b> 63.2km/h (2.4M)	<b>12.39 [6]</b> 63.9km/h (2.3M)	<b>15.13 [6]</b> 65.7km/h (3.1M)	11.14 66.3km/h (2.9M)	<b>17.21 [6]</b>
	Spring Travis	6	65.4km/h	<b>4.02 [7]</b> 50.7km/h (1.9M)	<b>6.80 [8]</b> 64.5km/h (1.5M)	<b>9.61 [8]</b> 64.1km/h (1.4M)	<b>12.46 [8]</b> 63.1km/h (1.3M)	<b>15.30 [7]</b> 63.6km/h (2.1M)	11.27 64.6km/h (1.8M)	<b>17.43 [7]</b>
	Sleepy Jean	5	66.4km/h	<b>4.04 [8]</b> 50.7km/h (1.3M)	<b>6.78 [7]</b> 65.6km/h (0.6M)	<b>9.59 [7]</b> 64.1km/h (0.7M)	<b>12.45 [7]</b> 62.9km/h (0.8M)	<b>15.30 [8]</b> 63.2km/h (1.5M)	11.34 63.3km/h (1.0M)	<b>17.48 [8]</b>

Data based on IsoLynx Localised Positioning System.

Legend:

[ ] - Rank at each section

( ) - Avg. meters to rail for section

-- - No data available at section





IPSWICH, QLD  
Race 12 - TAB VENUE MODE - 288M  
09/05/2024 - 15:54:34 PM

RUG	NAME	BOX	TOP SPEED	50M	100M	150M	200M	250M	57M HOME	FINISH TIME
<b>3</b>	<b>Vienna On Call</b>	3	67.1km/h	<b>3.91 [2]</b> 52.1km/h (0.8M)	<b>6.62 [1]</b> 66.4km/h (0.8M)	<b>9.33 [1]</b> 66.3km/h (0.9M)	<b>12.11 [1]</b> 64.8km/h (1.2M)	<b>14.88 [1]</b> 65.2km/h (2.4M)	10.96 66.1km/h (1.8M)	<b>16.96 [1]</b>
<b>8</b>	<b>Top Shelf Tim</b>	8	66.8km/h	<b>4.03 [5]</b> 51.3km/h (3.9M)	<b>6.75 [5]</b> 65.9km/h (3.0M)	<b>9.53 [4]</b> 64.8km/h (3.0M)	<b>12.36 [4]</b> 63.8km/h (2.9M)	<b>15.08 [3]</b> 66.1km/h (4.5M)	11.02 66.7km/h (4.2M)	<b>17.14 [2]</b>
<b>10</b>	<b>Isa Belle</b>	5	66.2km/h	<b>3.90 [1]</b> 52.3km/h (1.5M)	<b>6.64 [2]</b> 65.6km/h (1.4M)	<b>9.44 [2]</b> 64.3km/h (1.8M)	<b>12.29 [2]</b> 63.2km/h (1.9M)	<b>15.06 [2]</b> 64.9km/h (3.2M)	11.14 65.9km/h (2.5M)	<b>17.14 [3]</b>
<b>1</b>	<b>Smokey Chet</b>	1	67.6km/h	<b>4.02 [4]</b> 50.6km/h (1.0M)	<b>6.75 [4]</b> 65.9km/h (1.2M)	<b>9.48 [3]</b> 65.9km/h (0.8M)	<b>12.29 [3]</b> 64.0km/h (0.8M)	<b>15.09 [4]</b> 64.4km/h (2.1M)	11.07 65.2km/h (2.0M)	<b>17.20 [4]</b>
<b>6</b>	<b>Alphy Fernando</b>	6	65.8km/h	<b>4.03 [6]</b> 51.1km/h (1.9M)	<b>6.79 [6]</b> 65.1km/h (1.8M)	<b>9.59 [6]</b> 64.2km/h (1.3M)	<b>12.47 [5]</b> 62.7km/h (0.7M)	<b>15.34 [5]</b> 62.7km/h (0.9M)	11.35 63.8km/h (0.5M)	<b>17.50 [5]</b>
<b>9</b>	<b>Fine And Fabio</b>	7	65.7km/h	<b>3.93 [3]</b> 51.8km/h (2.2M)	<b>6.71 [3]</b> 64.8km/h (1.9M)	<b>9.59 [5]</b> 62.5km/h (1.9M)	<b>12.53 [6]</b> 61.1km/h (1.4M)	<b>15.40 [6]</b> 62.8km/h (2.7M)	11.49 64.4km/h (2.3M)	<b>17.54 [6]</b>
<b>2</b>	<b>Pump My Tyre</b>	2	66.9km/h	<b>4.10 [7]</b> 49.8km/h (1.0M)	<b>6.86 [7]</b> 65.1km/h (1.0M)	<b>9.65 [7]</b> 64.6km/h (1.0M)	<b>12.63 [7]</b> 60.6km/h (1.5M)	<b>15.44 [7]</b> 64.1km/h (3.7M)	11.31 65.3km/h (3.7M)	<b>17.54 [7]</b>
<b>4</b>	<b>Break And Enter</b>	4	64.6km/h	<b>4.12 [8]</b> 49.3km/h (1.3M)	<b>7.08 [8]</b> 60.9km/h (1.3M)	<b>9.98 [8]</b> 62.1km/h (1.3M)	<b>12.87 [8]</b> 62.0km/h (1.1M)	<b>15.74 [8]</b> 62.9km/h (2.5M)	11.48 64.0km/h (2.0M)	<b>17.88 [8]</b>

Data based on IsoLynx Localised Positioning System.

Legend:

[ ] - Rank at each section

( ) - Avg. meters to rail for section

-- - No data available at section

