

Marburg Race 1 Distance 1850m

Sunday, 26 May 2024



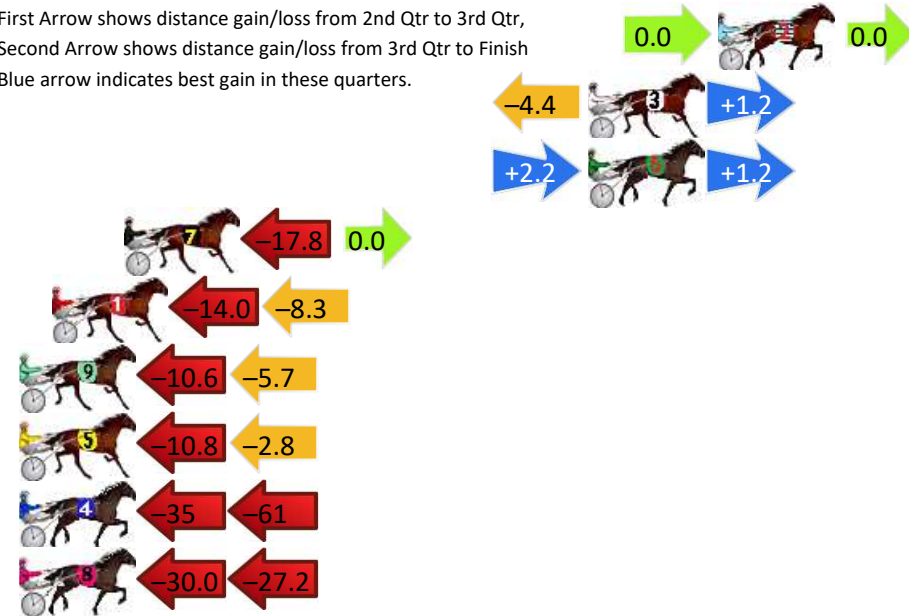
Gross Time: 2:21.30 MileRate: 2:02.90 LeadTime: 17.10s First Qtr: 33.20s Second Qtr: 31.70s Third Qtr: 29.80s Fourth Qtr: 29.50s

DATA TABLE: 800 / 400 Posi's are position from leader and (how wide the horse was at that position)

No	Horse	Plc	Mar	800 Posi	400 Posi	Time	3rd Qtr	4th Qt
2	NASHVILLE BART	1	0.0m	0.0m (0)	0.0m (0)	2:21.30	29.80s	29.50s
3	LIGHT UP LOVEY	2	5.2m	2.0m (1)	6.4m (0)	2:21.70	30.12s	29.41s
6	DENIS THE PUNTER	3	5.2m	8.6m (0)	6.4m (1)	2:21.70	29.64s	29.41s
7	MELTON SCHLEGER	4	23.8m	6.0m (1)	23.8m (0)	2:23.14	31.11s	29.50s
1	BETTY WINKLE	5	26.7m	4.4m (0)	18.4m (0)	2:23.36	30.84s	30.11s
9	RISSOLES	6	30.5m	14.2m (1)	24.8m (1)	2:23.66	30.58s	29.92s
5	ICANANDIWILL	7	32.0m	18.4m (1)	29.2m (1)	2:23.77	30.60s	29.71s
4	TRUSTFULL	8	105.9m	10.0m (1)	45.0m (0)	2:29.49	32.40s	33.97s
8	BRITTS MATE	9	127.2m	70.0m (0)	100.0m (0)	2:31.14	32.02s	31.49s

Finish Position and metres gained

First Arrow shows distance gain/loss from 2nd Qtr to 3rd Qtr,
Second Arrow shows distance gain/loss from 3rd Qtr to Finish
Blue arrow indicates best gain in these quarters.



Marburg Race 2 Distance 1850m

Sunday, 26 May 2024

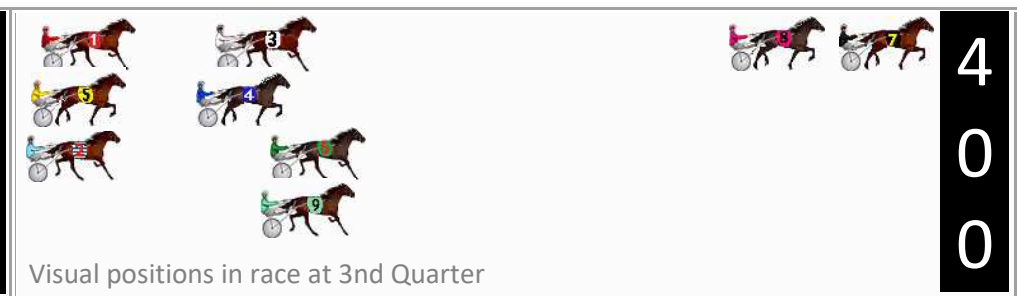

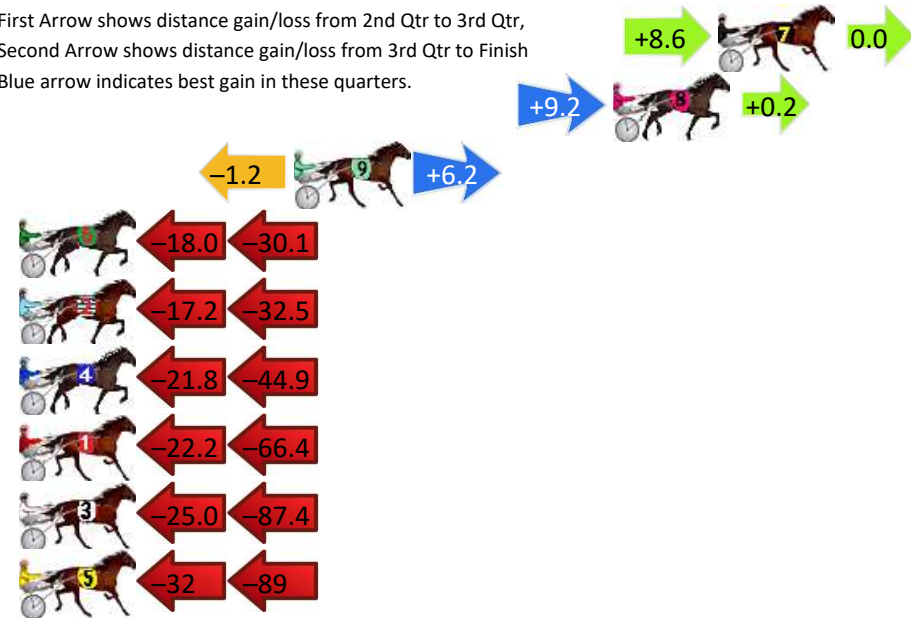
Gross Time: 2:13.30 MileRate: 1:56.00 LeadTime: 16.20s First Qtr: 28.60s Second Qtr: 30.40s Third Qtr: 28.80s Fourth Qtr: 29.30s

DATA TABLE: 800 / 400 Posi's are position from leader and (how wide the horse was at that position)

No	Horse	Plc	Mar	800 Posi	400 Posi	Time	3rd Qtr	4th Qt
7	ROCKIN CHIKA	1	0.0m	8.6m (2)	0.0m (0)	2:13.30	28.18s	29.30s
8	MAJORMISS	2	4.2m	13.6m (2)	4.4m (0)	2:13.62	28.14s	29.29s
9	OLLIE ONE SHOT	3	17.0m	22.0m (0)	23.2m (3)	2:14.61	28.89s	28.85s
6	COULD IT BE ME	4	52.9m	4.8m (1)	22.8m (2)	2:17.36	30.08s	31.49s
2	BAHAMAS MISS	5	65.1m	15.4m (0)	32.6m (2)	2:18.30	30.02s	31.67s
4	SHES CLASSY	6	70.7m	4.0m (0)	25.8m (1)	2:18.73	30.35s	32.57s
1	LEFT TO ROCKNROLL	7	98.4m	9.8m (0)	32.0m (0)	2:20.86	30.36s	34.14s
3	ESTIVAL	8	112.4m	0.0m (0)	25.0m (0)	2:21.94	30.55s	35.67s
5	GET ME OUTTA HERE	9	121.2m	0.8m (1)	32.4m (1)	2:22.61	31.03s	35.77s

Finish Position and metres gained

First Arrow shows distance gain/loss from 2nd Qtr to 3rd Qtr, Second Arrow shows distance gain/loss from 3rd Qtr to Finish
Blue arrow indicates best gain in these quarters.



Marburg Race 3 Distance 1850m

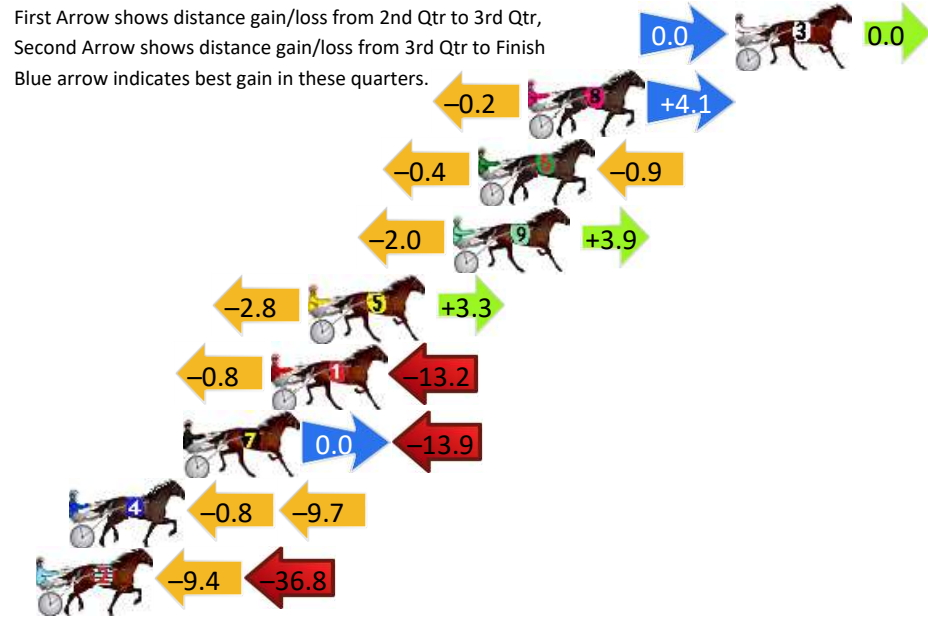
Sunday, 26 May 2024

Gross Time: 2:19.00 MileRate: 2:00.90 LeadTime: 17.00s First Qtr: 30.50s Second Qtr: 31.20s Third Qtr: 30.00s Fourth Qtr: 30.30s

DATA TABLE: 800 / 400 Posi's are position from leader and (how wide the horse was at that position)

No	Horse	Plc	Mar	800 Posi	400 Posi	Time	3rd Qtr	4th Qt
3	MILLY AN EYRE	1	0.0m	0.0m (0)	0.0m (0)	2:19.00	30.00s	30.30s
8	GHOST TRAIN	2	8.3m	12.2m (1)	12.4m (2)	2:19.66	30.02s	29.99s
6	SHAKATIE	3	10.3m	9.0m (0)	9.4m (0)	2:19.82	30.03s	30.37s
9	SHADYS DELIGHT	4	11.3m	13.2m (0)	15.2m (0)	2:19.90	30.15s	30.01s
5	DESTINY BLUES	5	17.1m	17.6m (0)	20.4m (0)	2:20.36	30.21s	30.05s
1	ALWAYS AT NIGHT	6	18.6m	4.6m (0)	5.4m (0)	2:20.48	30.06s	31.29s
7	FRAME DRIVE	7	22.1m	8.2m (1)	8.2m (1)	2:20.75	29.99s	31.35s
4	BABY GINNIE	8	26.7m	16.2m (1)	17.0m (2)	2:21.12	30.06s	31.03s
2	TAKIDAH	9	50.2m	4.0m (1)	13.4m (1)	2:22.98	30.69s	33.07s

Finish Position and metres gained



800

Visual positions in race at 2nd Quarter



400

Visual positions in race at 3rd Quarter



Marburg Race 4 Distance 1850m

Sunday, 26 May 2024



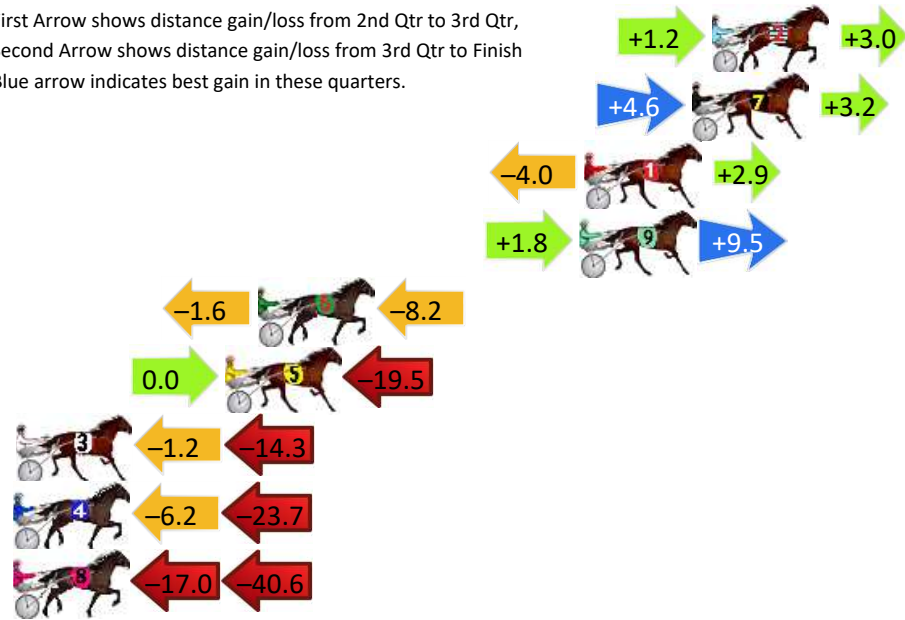
Gross Time: 2:20.30 MileRate: 2:02.10 LeadTime: 16.30s First Qtr: 30.60s Second Qtr: 31.20s Third Qtr: 30.60s Fourth Qtr: 31.60s

DATA TABLE: 800 / 400 Posi's are position from leader and (how wide the horse was at that position)

No	Horse	Plc	Mar	800 Posi	400 Posi	Time	3rd Qtr	4th Qt
2	MANY DELIGHTS	1	0.0m	4.2m (1)	3.0m (1)	2:20.30	30.51s	31.36s
7	CHARLEVOIX	2	0.8m	8.6m (1)	4.0m (2)	2:20.37	30.25s	31.35s
1	SARIE MARAIS	3	5.1m	4.0m (0)	8.0m (1)	2:20.72	30.91s	31.37s
9	CONVAIR HUSTLER	4	5.3m	16.6m (1)	14.8m (1)	2:20.74	30.47s	30.85s
6	HAPPY SNAP	5	18.2m	8.4m (0)	10.0m (2)	2:21.80	30.71s	32.24s
5	CALCULATED RISK	6	19.5m	0.0m (1)	0.0m (0)	2:21.91	30.58s	33.13s
3	LEAPING LEO	7	27.9m	12.4m (0)	13.6m (0)	2:22.60	30.68s	32.72s
4	WHATA REACTOR	8	29.9m	0.0m (0)	6.2m (0)	2:22.77	31.05s	33.46s
8	OFFICE BAD BOY	9	70.2m	12.6m (1)	29.6m (1)	2:26.10	31.86s	34.79s

Finish Position and metres gained

First Arrow shows distance gain/loss from 2nd Qtr to 3rd Qtr, Second Arrow shows distance gain/loss from 3rd Qtr to Finish
Blue arrow indicates best gain in these quarters.



Marburg Race 5 Distance 1850m

Sunday, 26 May 2024



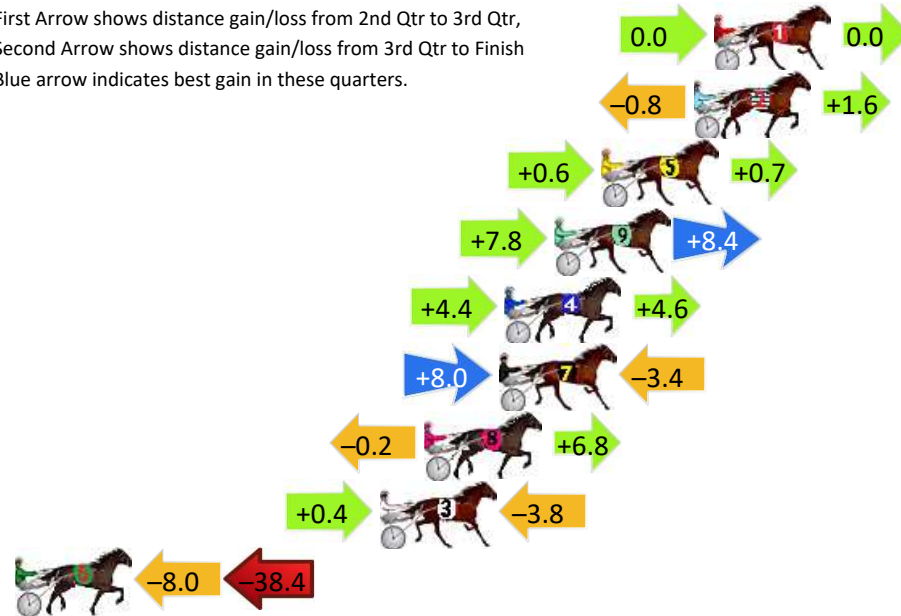
Gross Time: 2:16.20 MileRate: 1:58.50 LeadTime: 16.20s First Qtr: 28.40s Second Qtr: 31.90s Third Qtr: 28.90s Fourth Qtr: 30.80s

DATA TABLE: 800 / 400 Posi's are position from leader and (how wide the horse was at that position)

No	Horse	Plc	Mar	800 Posi	400 Posi	Time	3rd Qtr	4th Qt
1	BALBOA SHANNON	1	0.0m	0.0m (0)	0.0m (0)	2:16.20	28.90s	30.80s
2	HEY MISTER TAYLOR	2	0.8m	1.6m (1)	2.4m (1)	2:16.26	28.96s	30.68s
5	MYNAMESEVAN	3	4.5m	5.8m (1)	5.2m (0)	2:16.56	28.86s	30.75s
9	HARRY KANE	4	6.4m	22.6m (2)	14.8m (2)	2:16.72	28.34s	30.16s
4	KISS ON THE BEACH	5	8.4m	17.4m (0)	13.0m (1)	2:16.88	28.58s	30.45s
7	THE GROGMOTHER	6	8.6m	13.2m (2)	5.2m (2)	2:16.89	28.30s	31.06s
8	BATMAN BART	7	11.6m	18.2m (2)	18.4m (1)	2:17.13	28.93s	30.28s
3	THE HARRIS HAWK	8	13.4m	10.0m (1)	9.6m (2)	2:17.28	28.86s	31.09s
6	FUNNILY ENOUGH	9	53.4m	7.0m (0)	15.0m (0)	2:20.50	29.40s	33.74s

Finish Position and metres gained

First Arrow shows distance gain/loss from 2nd Qtr to 3rd Qtr, Second Arrow shows distance gain/loss from 3rd Qtr to Finish
Blue arrow indicates best gain in these quarters.



Marburg Race 6 Distance 1850m

Sunday, 26 May 2024

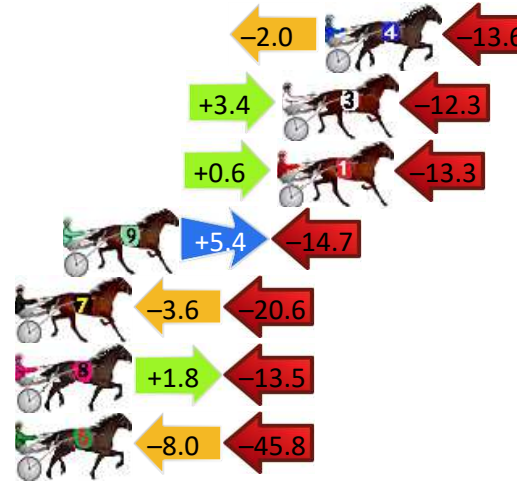
Gross Time: 2:16.70 MileRate: 1:58.90 LeadTime: 16.40s First Qtr: 30.50s Second Qtr: 30.40s Third Qtr: 29.20s Fourth Qtr: 30.20s

DATA TABLE: 800 / 400 Posi's are position from leader and (how wide the horse was at that position)

NoHorse	Plc	Mar	800 Posi	400 Posi	Time	3rd Qtr	4th Qt
2 BEEF CITY STARZZZ	1	0.0m	0.4m (0)	0.0m (0)	2:16.70	29.17s	30.20s
5 MISS PAU	2	0.4m	12.6m (1)	8.2m (0)	2:16.73	28.88s	29.61s
4 ANTETOKOUNMPO	3	15.6m	0.0m (1)	2.0m (1)	2:17.93	29.33s	31.22s
3 DEVOUGED	4	17.3m	8.4m (1)	5.0m (2)	2:18.07	28.93s	31.12s
1 TROUPER JUJON	5	17.5m	4.8m (0)	4.2m (0)	2:18.08	29.14s	31.20s
9 MAYWYN A JUG ORTWO	6	26.1m	16.8m (1)	11.4m (2)	2:18.76	28.78s	31.30s
7 MACH TORQUE	7	28.4m	4.2m (1)	7.8m (1)	2:18.95	29.44s	31.75s
8 WESTRAY	8	28.7m	17.0m (0)	15.2m (0)	2:18.97	29.05s	31.21s
6 THIS YANKEE ROCKS	9	66.2m	12.4m (0)	20.4m (0)	2:21.93	29.73s	33.64s


Finish Position and metres gained

First Arrow shows distance gain/loss from 2nd Qtr to 3rd Qtr, Second Arrow shows distance gain/loss from 3rd Qtr to Finish Blue arrow indicates best gain in these quarters.



800

Visual positions in race at 2nd Quarter



400

Visual positions in race at 3rd Quarter



Marburg Race 7 Distance 1850m

Sunday, 26 May 2024


Gross Time: 2:17.40 MileRate: 1:59.60 LeadTime: 16.20s First Qtr: 32.70s Second Qtr: 30.80s Third Qtr: 28.50s Fourth Qtr: 29.20s

DATA TABLE: 800 / 400 Posi's are position from leader and (how wide the horse was at that position)

No	Horse	Plc	Mar	800 Posi	400 Posi	Time	3rd Qtr	4th Qt
1	GELDOF	1	0.0m	0.0m (0)	0.0m (0)	2:17.40	28.50s	29.20s
7	SUBTLE CHAY	2	5.6m	4.2m (0)	4.4m (0)	2:17.83	28.51s	29.29s
2	SO BOBS YOUR UNCLE	3	5.7m	7.0m (1)	3.6m (2)	2:17.84	28.25s	29.35s
5	TINSEL TIARA	4	11.1m	11.2m (1)	7.8m (1)	2:18.25	28.25s	29.44s
9	HIT THE TRACK	5	11.4m	15.2m (1)	12.6m (1)	2:18.27	28.31s	29.11s
4	GIDUP CAPTAIN	6	19.3m	9.0m (0)	10.4m (0)	2:18.88	28.59s	29.85s
3	WANNAGO	7	25.6m	3.0m (1)	3.8m (1)	2:19.36	28.54s	30.78s
6	LA SABINA	8	30.1m	19.6m (1)	22.0m (1)	2:19.71	28.67s	29.79s

Finish Position and metres gained

First Arrow shows distance gain/loss from 2nd Qtr to 3rd Qtr, Second Arrow shows distance gain/loss from 3rd Qtr to Finish
Blue arrow indicates best gain in these quarters.



800

Visual positions in race at 2nd Quarter



400

Visual positions in race at 3rd Quarter



Marburg Race 8 Distance 2200m

Sunday, 26 May 2024

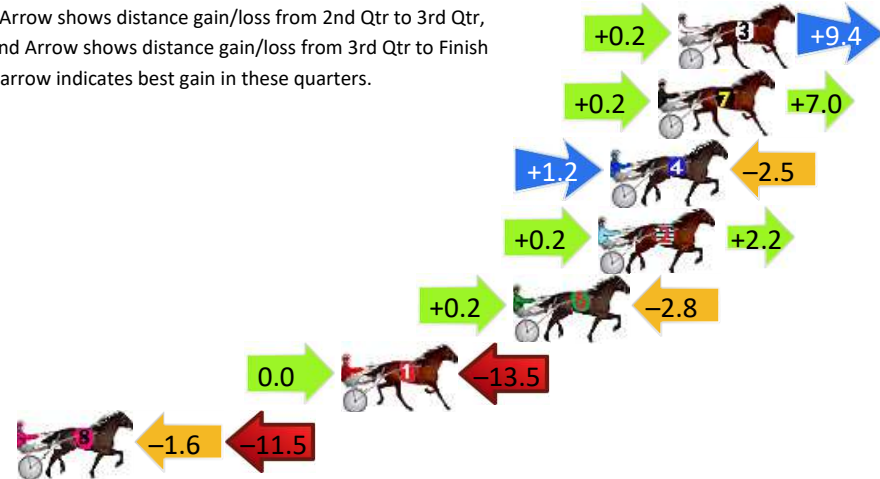
Gross Time: 2:47.10 MileRate: 2:02.20 LeadTime: 44.70s First Qtr: 33.80s Second Qtr: 31.30s Third Qtr: 28.20s Fourth Qtr: 29.10s

DATA TABLE: 800 / 400 Posi's are position from leader and (how wide the horse was at that position)

No	Horse	Plc	Mar	800 Posi	400 Posi	Time	3rd Qtr	4th Qt
3	AQUA SANCTA	1	0.0m	9.6m (1)	9.4m (1)	2:47.10	28.20s	28.42s
7	JOHNSON STEP	2	0.8m	8.0m (0)	7.8m (0)	2:47.16	28.19s	28.59s
4	BONNIES CAM	3	2.7m	1.4m (1)	0.2m (1)	2:47.31	28.11s	29.28s
2	JAGARA	4	3.2m	5.6m (1)	5.4m (1)	2:47.34	28.19s	28.94s
6	REGULUS	5	6.6m	4.0m (0)	3.8m (0)	2:47.60	28.18s	29.30s
1	WOODLEA DIEGO	6	13.5m	0.0m (0)	0.0m (0)	2:48.13	28.18s	30.08s
8	IDEAL PACE	7	26.5m	13.4m (0)	15.0m (0)	2:49.12	28.30s	29.93s

Finish Position and metres gained

First Arrow shows distance gain/loss from 2nd Qtr to 3rd Qtr, Second Arrow shows distance gain/loss from 3rd Qtr to Finish Blue arrow indicates best gain in these quarters.



8
0
0

Visual positions in race at 2nd Quarter



4
0
0

Visual positions in race at 3rd Quarter



Marburg Race 9 Distance 1850m

Sunday, 26 May 2024


Gross Time: 2:17.00 MileRate: 1:59.10 LeadTime: 15.60s First Qtr: 30.50s Second Qtr: 31.30s Third Qtr: 29.70s Fourth Qtr: 29.90s

DATA TABLE: 800 / 400 Posi's are position from leader and (how wide the horse was at that position)

No	Horse	Plc	Mar	800 Posi	400 Posi	Time	3rd Qtr	4th Qt
6	MISS MIA	1	0.0m	8.2m (0)	6.2m (1)	2:17.00	29.55s	29.44s
7	ARTFUL MAID	2	0.2m	13.6m (1)	4.6m (2)	2:17.02	29.03s	29.57s
3	SQUARE DEALER	3	4.6m	4.2m (0)	4.0m (0)	2:17.36	29.69s	29.94s
4	SHES IN LINE	4	4.6m	5.4m (1)	2.0m (1)	2:17.36	29.45s	30.09s
8	DANIEL BOOM	5	12.3m	12.6m (0)	10.2m (0)	2:17.96	29.52s	30.06s
5	BRIAN CHRISTOPHER	6	17.6m	18.2m (1)	14.8m (0)	2:18.38	29.45s	30.11s
1	BOSCH	7	27.3m	0.0m (0)	0.0m (0)	2:19.14	29.69s	31.93s
2	MACH BRILLIANCE	8	63.6m	9.4m (1)	12.2m (1)	2:21.98	29.89s	33.72s


Finish Position and metres gained

First Arrow shows distance gain/loss from 2nd Qtr to 3rd Qtr, Second Arrow shows distance gain/loss from 3rd Qtr to Finish Blue arrow indicates best gain in these quarters.



8
0
0

Visual positions in race at 2nd Quarter



4
0
0

Visual positions in race at 3rd Quarter

