

Marburg Race 1 Distance 1850m

Monday, 7 October 2024



Gross Time: 2:16.70 MileRate: 1:58.90 LeadTime: 16.00s First Qtr: 30.30s Second Qtr: 29.90s Third Qtr: 30.30s Fourth Qtr: 30.20s

DATA TABLE: 800 / 400 Posi's are position from leader and (how wide the horse was at that position)

No	Horse	Plc	Mar	800 Posi	400 Posi	Time	3rd Qtr	4th Qt
3	STUDLEIGH ANNE	1	0.0m	0.0m (0)	0.0m (0)	2:16.70	30.30s	30.20s
1	ALWAYSMISSINGYOU	2	3.4m	4.3m (0)	6.9m (0)	2:16.97	30.50s	29.95s
8	GETAGRIP	3	6.7m	6.5m (1)	4.8m (1)	2:17.23	30.18s	30.37s
7	PEEJAY MACK	4	21.7m	19.4m (1)	21.3m (2)	2:18.42	30.46s	30.32s
5	LUSTRE	5	24.3m	29.1m (1)	17.6m (0)	2:18.62	29.46s	30.80s
9	MAIARA	6	25.0m	22.6m (0)	11.2m (0)	2:18.68	29.46s	31.34s
2	LENNYS GIRL	7	87.8m	27.5m (0)	43.1m (0)	2:23.64	31.50s	33.90s
4	GLENEAGLE HUNTER	8	88.6m	14.5m (1)	21.8m (1)	2:23.71	30.86s	35.57s

Finish Position and metres gained

First Arrow shows distance gain/loss from 2nd Qtr to 3rd Qtr, Second Arrow shows distance gain/loss from 3rd Qtr to Finish
Blue arrow indicates best gain in these quarters.



Marburg Race 2 Distance 1850m

Monday, 7 October 2024


Gross Time: 2:20.70 MileRate: 2:02.40 LeadTime: 17.00s First Qtr: 32.50s Second Qtr: 31.30s Third Qtr: 29.50s Fourth Qtr: 30.40s

DATA TABLE: 800 / 400 Posi's are position from leader and (how wide the horse was at that position)

No	Horse	Plc	Mar	800 Posi	400 Posi	Time	3rd Qtr	4th Qt
4	OUTER CHANGE	1	0.0m	6.6m (1)	5.4m (2)	2:20.70	29.42s	30.00s
6	TUNGSTEN TERROR	2	7.8m	9.8m (0)	8.6m (1)	2:21.32	29.42s	30.38s
9	DOOLITTLE DAYS	3	8.1m	15.3m (1)	10.8m (2)	2:21.34	29.18s	30.24s
2	STARS OF AMERICA	4	10.4m	0.0m (0)	0.0m (0)	2:21.53	29.50s	31.23s
1	ALWAYS AT NIGHT	5	12.4m	4.9m (0)	5.4m (0)	2:21.69	29.54s	30.99s
8	SNACK TIME ROCKS	6	12.7m	10.9m (1)	13.4m (1)	2:21.71	29.70s	30.41s
3	TUFFY	7	15.8m	2.7m (1)	2.2m (1)	2:21.96	29.46s	31.50s
5	TROUPER JUJON	8	18.0m	14.7m (0)	12.4m (0)	2:22.13	29.34s	30.91s
7	CHAKANA	9	19.2m	19.6m (1)	17.7m (1)	2:22.23	29.38s	30.61s

Finish Position and metres gained

First Arrow shows distance gain/loss from 2nd Qtr to 3rd Qtr, Second Arrow shows distance gain/loss from 3rd Qtr to Finish
Blue arrow indicates best gain in these quarters.



800

Visual positions in race at 2nd Quarter



400

Visual positions in race at 3rd Quarter



Marburg Race 3 Distance 1850m


Monday, 7 October 2024

Gross Time: 2:23.80 MileRate: 2:05.00 LeadTime: 18.10s First Qtr: 34.30s Second Qtr: 33.10s Third Qtr: 30.00s Fourth Qtr: 28.30s

DATA TABLE: 800 / 400 Posi's are position from leader and (how wide the horse was at that position)

No	Horse	Plc	Mar	800 Posi	400 Posi	Time	3rd Qtr	4th Qt
2	THE REAL VANESSA	1	0.0m	0.0m (0)	0.0m (0)	2:23.80	30.00s	28.30s
9	JILLIBY PANDA	2	7.5m	10.7m (1)	8.8m (3)	2:24.36	29.84s	28.22s
8	ROCCO VARIETY	3	8.9m	7.0m (1)	7.2m (2)	2:24.46	30.00s	28.44s
1	SCHOOBY	4	9.5m	4.8m (0)	5.0m (0)	2:24.51	30.00s	28.65s
6	CAPTAIN OH CAPTAIN	5	15.8m	9.7m (0)	9.4m (0)	2:24.97	29.96s	28.79s
5	WHATA CHALLENGE	6	16.7m	14.0m (0)	13.5m (0)	2:25.04	29.94s	28.56s
7	BABY GINNIE	7	17.4m	2.7m (1)	3.3m (1)	2:25.09	30.04s	29.35s
3	WEDDING NIGHT	8	43.1m	15.6m (1)	16.0m (1)	2:27.00	30.00s	30.34s

Finish Position and metres gained



800

Visual positions in race at 2nd Quarter



400

Visual positions in race at 3rd Quarter

Marburg Race 4 Distance 1850m

Monday, 7 October 2024




Gross Time: 2:15.20 MileRate: 1:57.60 LeadTime: 16.90s First Qtr: 31.20s Second Qtr: 29.80s Third Qtr: 28.40s Fourth Qtr: 28.90s

DATA TABLE: 800 / 400 Posi's are position from leader and (how wide the horse was at that position)

NoHorse	Plc	Mar	800 Posi	400 Posi	Time	3rd Qtr	4th Qt
1 FANTASY BLASTER	1	0.0m	0.0m (0)	0.0m (0)	2:15.20	28.40s	28.90s
6 MAMMALS DESTINY	2	22.0m	4.5m (0)	6.7m (0)	2:16.87	28.56s	30.09s
7 KIWI ROYALTY	3	33.2m	12.5m (1)	18.0m (1)	2:17.72	28.80s	30.14s
8 CROSSED LEGS	4	35.6m	9.1m (0)	12.9m (0)	2:17.90	28.68s	30.68s
9 GOODTIME CRACKER	5	36.0m	22.7m (1)	22.5m (3)	2:17.93	28.40s	30.03s
3 BEYONSKI	6	36.9m	17.6m (1)	24.2m (2)	2:18.00	28.88s	29.98s
5 DOWNTOWN MANHATTAN	7	57.0m	23.2m (0)	24.2m (0)	2:19.52	28.48s	31.50s
4 MANY DELIGHTS	8	73.7m	32.9m (0)	35.4m (0)	2:20.79	28.60s	31.97s
2 SHE DAZZLES	9	79.3m	5.7m (1)	24.7m (1)	2:21.21	29.76s	33.15s

Finish Position and metres gained

First Arrow shows distance gain/loss from 2nd Qtr to 3rd Qtr, Second Arrow shows distance gain/loss from 3rd Qtr to Finish
Blue arrow indicates best gain in these quarters



Marburg Race 5 Distance 1850m

Monday, 7 October 2024

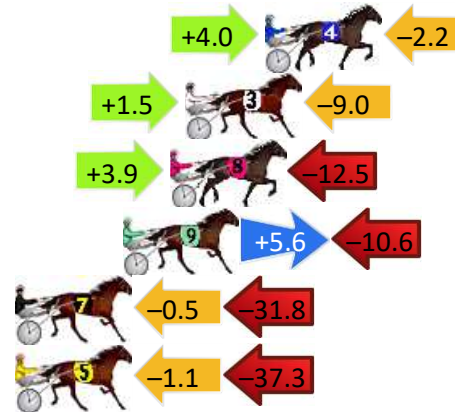
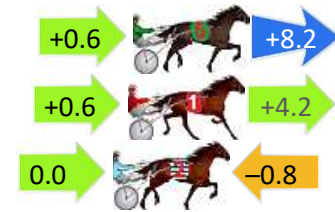
Gross Time: 2:17.00 MileRate: 1:59.10 LeadTime: 16.30s First Qtr: 30.30s Second Qtr: 31.20s Third Qtr: 29.30s Fourth Qtr: 29.90s

DATA TABLE: 800 / 400 Posi's are position from leader and (how wide the horse was at that position)

No	Horse	Plc	Mar	800 Posi	400 Posi	Time	3rd Qtr	4th Qt
6	ROCKNROLL MAX	1	0.0m	8.8m (0)	8.2m (0)	2:17.00	29.26s	29.30s
1	MILLIEWOOD	2	0.2m	5.0m (0)	4.4m (0)	2:17.02	29.26s	29.60s
2	AQUA CRUISER	3	0.8m	0.0m (0)	0.0m (0)	2:17.06	29.30s	29.96s
4	NO FAMILY LIKEMINE	4	18.0m	19.8m (0)	15.8m (0)	2:18.41	29.02s	30.15s
3	MY ULTIMATE HESTON	5	21.2m	13.7m (0)	12.2m (1)	2:18.66	29.20s	30.66s
8	GELDOF	6	21.8m	13.2m (1)	9.3m (2)	2:18.71	29.02s	30.93s
9	KNOCKAWARWON	7	23.7m	18.7m (1)	13.1m (2)	2:18.86	28.90s	30.80s
7	STRUTTY	8	40.5m	8.2m (1)	8.7m (1)	2:20.17	29.34s	32.43s
5	ONE LAST ROLL	9	41.7m	3.3m (1)	4.4m (1)	2:20.27	29.38s	32.85s

Finish Position and metres gained

First Arrow shows distance gain/loss from 2nd Qtr to 3rd Qtr, Second Arrow shows distance gain/loss from 3rd Qtr to Finish. Blue arrow indicates best gain in these quarters.



800

Visual positions in race at 2nd Quarter



400

Visual positions in race at 3rd Quarter



Marburg Race 6 Distance 1850m

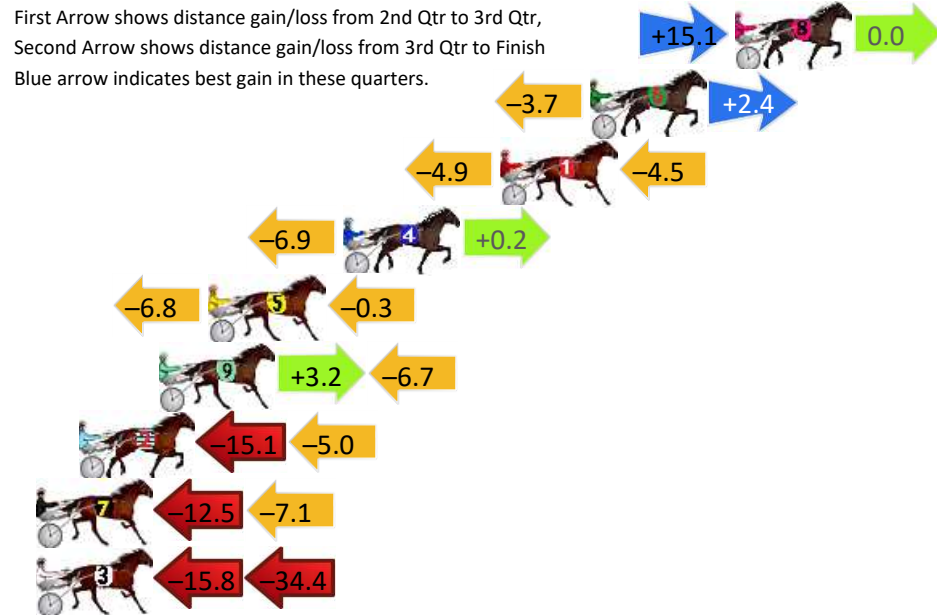
Monday, 7 October 2024

Gross Time: 2:20.70 MileRate: 2:02.40 LeadTime: 16.40s First Qtr: 31.10s Second Qtr: 34.30s Third Qtr: 28.70s Fourth Qtr: 30.20s

DATA TABLE: 800 / 400 Posi's are position from leader and (how wide the horse was at that position)


No	Horse	Plc	Mar	800 Posi	400 Posi	Time	3rd Qtr	4th Qt
8	ARE YOU WITH ME	1	0.0m	15.1m (2)	0.0m (0)	2:20.70	27.62s	30.20s
6	NIGHT NINJA	2	5.8m	4.5m (0)	8.2m (1)	2:21.16	28.98s	30.06s
1	MOLLIDOR	3	9.4m	0.0m (0)	4.9m (0)	2:21.44	29.06s	30.58s
4	TODAYS HERO	4	15.7m	9.0m (0)	15.9m (0)	2:21.94	29.22s	30.28s
5	RISKY BUZINESS	5	21.1m	14.0m (0)	20.8m (0)	2:22.37	29.22s	30.35s
9	PABLOS ART	6	23.1m	19.6m (2)	16.4m (2)	2:22.53	28.50s	30.83s
2	MUSTANG DUDE	7	26.3m	6.2m (1)	21.3m (1)	2:22.78	29.82s	30.72s
7	ZED EXPRESS	8	30.3m	10.7m (1)	23.2m (2)	2:23.10	29.64s	30.90s
3	BOAK	9	51.9m	1.7m (1)	17.5m (1)	2:24.80	29.86s	33.02s

Finish Position and metres gained



800

Visual positions in race at 2nd Quarter



400

Visual positions in race at 3rd Quarter



Marburg Race 7 Distance 1850m

Monday, 7 October 2024

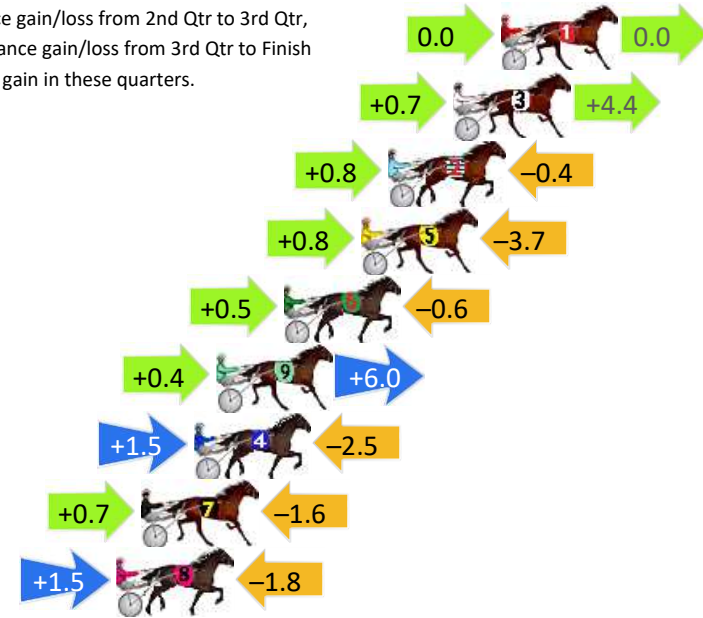
Gross Time: 2:18.40 MileRate: 2:00.40 LeadTime: 16.30s First Qtr: 30.90s Second Qtr: 31.90s Third Qtr: 29.90s Fourth Qtr: 29.40s

DATA TABLE: 800 / 400 Posi's are position from leader and (how wide the horse was at that position)

No	Horse	Plc	Mar	800 Posi	400 Posi	Time	3rd Qtr	4th Qt
1	TINSEL TIARA	1	0.0m	0.0m (0)	0.0m (0)	2:18.40	29.90s	29.40s
3	JET FORCE	2	1.9m	7.0m (1)	6.3m (1)	2:18.55	29.84s	29.09s
2	OCEAN LANE	3	4.5m	4.9m (0)	4.1m (0)	2:18.75	29.84s	29.45s
5	GOTTA DREAM	4	5.6m	2.7m (1)	1.9m (1)	2:18.83	29.84s	29.69s
6	THE TIGER ARMY	5	8.7m	8.6m (0)	8.1m (0)	2:19.07	29.86s	29.47s
9	JAY TEE TYRON	6	11.4m	17.8m (0)	17.4m (1)	2:19.28	29.86s	29.00s
4	ROCKNROLL DA GAMA	7	12.3m	11.3m (1)	9.8m (1)	2:19.35	29.78s	29.63s
7	CRIME TIME	8	14.4m	13.5m (0)	12.8m (0)	2:19.51	29.84s	29.57s
8	ULTIMATE HUNTER	9	15.4m	15.1m (1)	13.6m (1)	2:19.59	29.78s	29.59s

Finish Position and metres gained

First Arrow shows distance gain/loss from 2nd Qtr to 3rd Qtr, Second Arrow shows distance gain/loss from 3rd Qtr to Finish
Blue arrow indicates best gain in these quarters.



800

Visual positions in race at 2nd Quarter



400

Visual positions in race at 3rd Quarter



Marburg Race 8 Distance 1850m

Monday, 7 October 2024

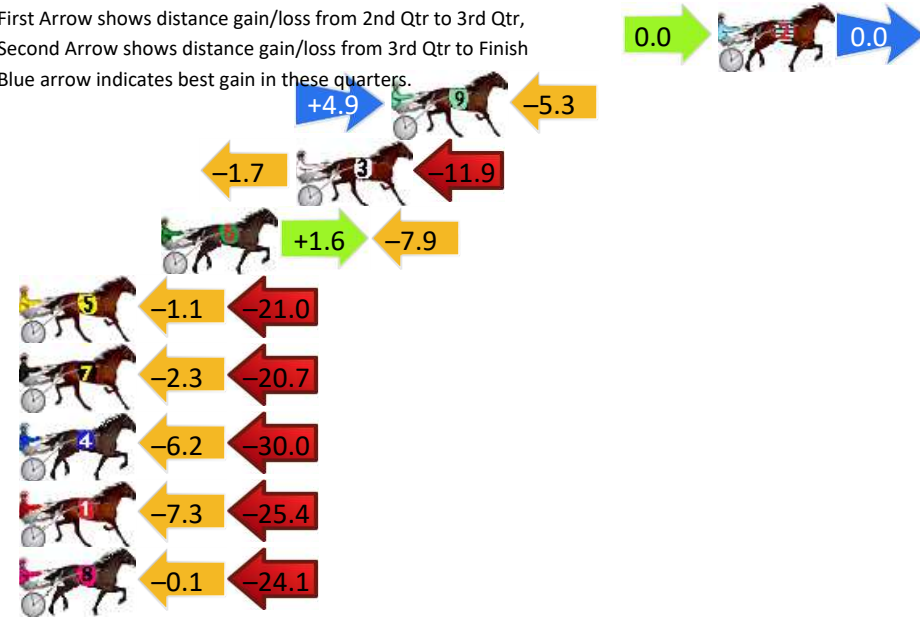
Gross Time: 2:14.30 MileRate: 1:56.80 LeadTime: 16.10s First Qtr: 30.40s Second Qtr: 29.80s Third Qtr: 29.10s Fourth Qtr: 28.90s

DATA TABLE: 800 / 400 Posi's are position from leader and (how wide the horse was at that position)

No	Horse	Plc	Mar	800 Posi	400 Posi	Time	3rd Qtr	4th Qt
2	KISS ON THE BEACH	1	0.0m	0.0m (0)	0.0m (0)	2:14.30	29.10s	28.90s
9	MAYWYN TROUBADOUR	2	13.1m	12.7m (2)	7.8m (2)	2:15.29	28.74s	29.33s
3	SHEREACTS	3	16.9m	3.3m (1)	5.0m (0)	2:15.58	29.22s	29.82s
6	IMA BEACH BABE	4	22.3m	16.0m (1)	14.4m (1)	2:15.99	28.98s	29.55s
5	MAGICOL IDEAL	5	30.4m	8.3m (1)	9.4m (1)	2:16.61	29.18s	30.53s
7	CAPTAIN FOXTROT	6	40.7m	17.7m (2)	20.0m (1)	2:17.39	29.26s	30.55s
4	TIMZEE	7	41.7m	5.5m (0)	11.7m (0)	2:17.46	29.54s	31.22s
1	FOXI FIVE	8	43.2m	10.5m (0)	17.8m (0)	2:17.58	29.62s	30.90s
8	FEELIN FLIRTY	9	47.4m	23.2m (1)	23.3m (0)	2:17.90	29.10s	30.82s

Finish Position and metres gained

First Arrow shows distance gain/loss from 2nd Qtr to 3rd Qtr, Second Arrow shows distance gain/loss from 3rd Qtr to Finish
Blue arrow indicates best gain in these quarters.



800

Visual positions in race at 2nd Quarter



400

Visual positions in race at 3rd Quarter

