

Marburg Race 1 Distance 1850m

Thursday, 21 November 2024



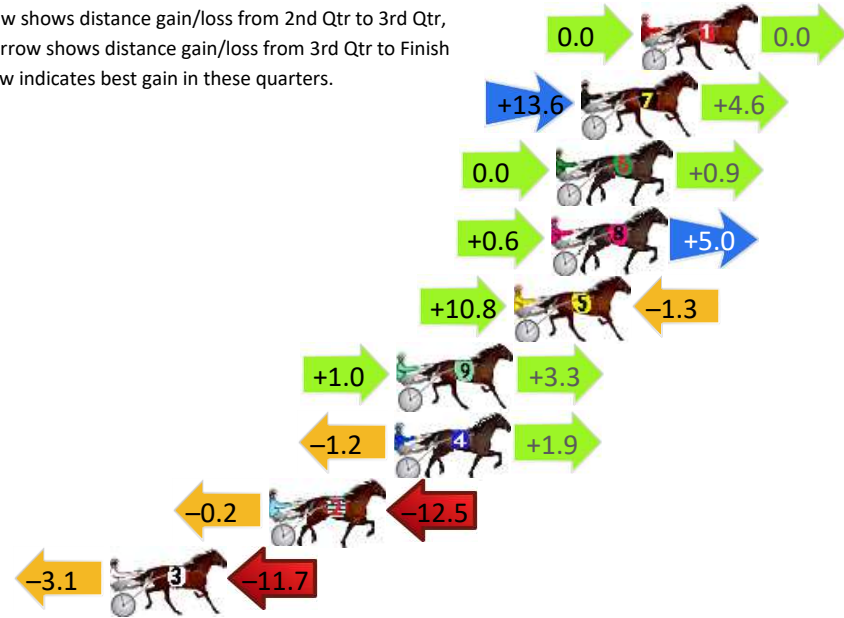
Gross Time: 2:21.40 MileRate: 2:03.00 LeadTime: 17.40s First Qtr: 31.30s Second Qtr: 32.60s Third Qtr: 29.70s Fourth Qtr: 30.40s

DATA TABLE: 800 / 400 Posi's are position from leader and (how wide the horse was at that position)

No	Horse	Plc	Mar	800 Posi	400 Posi	Time	3rd Qtr	4th Qt
1	MISTY RULER	1	0.0m	0.0m (0)	0.0m (0)	2:21.40	29.70s	30.40s
7	RISSOLES	2	2.4m	20.6m (1)	7.0m (3)	2:21.59	28.70s	30.07s
6	STONES	3	3.4m	4.3m (0)	4.3m (0)	2:21.67	29.70s	30.35s
8	TAKEN BY SURPRISE	4	3.6m	9.2m (0)	8.6m (0)	2:21.69	29.66s	30.05s
5	SOMETHING BORROWED	5	5.1m	14.6m (2)	3.8m (2)	2:21.81	28.90s	30.53s
9	DOLLYS DUKE	6	9.8m	14.1m (0)	13.1m (0)	2:22.18	29.64s	30.20s
4	MAC WARRA	7	9.9m	10.6m (1)	11.8m (1)	2:22.19	29.80s	30.31s
2	CHANGE IS GOLDEN	8	14.9m	2.2m (1)	2.4m (1)	2:22.59	29.72s	31.41s
3	BETTY WINKLE	9	21.3m	6.5m (1)	9.6m (2)	2:23.09	29.94s	31.37s

Finish Position and metres gained

First Arrow shows distance gain/loss from 2nd Qtr to 3rd Qtr, Second Arrow shows distance gain/loss from 3rd Qtr to Finish
Blue arrow indicates best gain in these quarters.



Marburg Race 2 Distance 1850m

Thursday, 21 November 2024



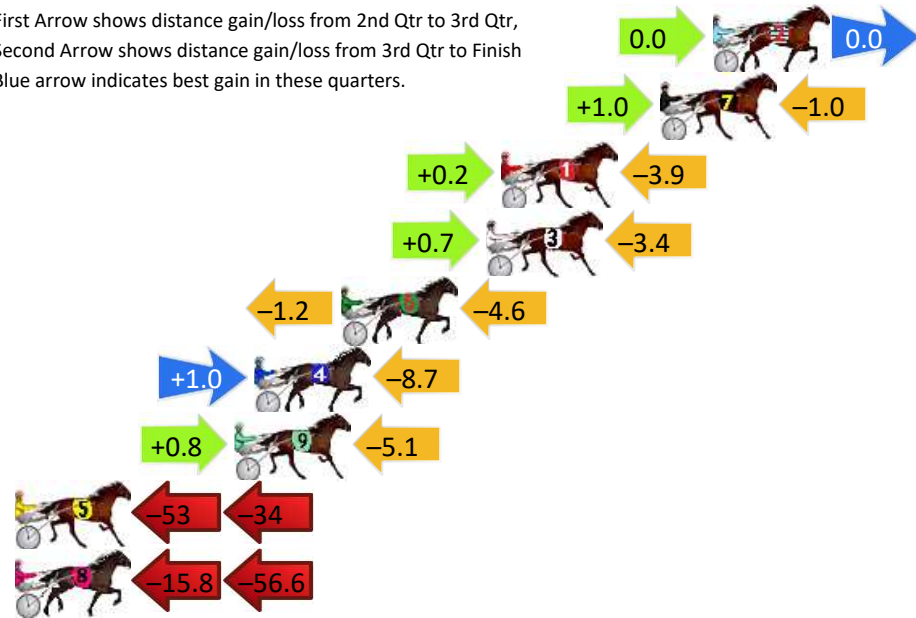
Gross Time: 2:18.10 MileRate: 2:00.10 LeadTime: 16.30s First Qtr: 31.50s Second Qtr: 30.80s Third Qtr: 30.20s Fourth Qtr: 29.30s

DATA TABLE: 800 / 400 Posi's are position from leader and (how wide the horse was at that position)

No	Horse	Plc	Mar	800 Posi	400 Posi	Time	3rd Qtr	4th Qt
2	MAYWYNS ACE	1	0.0m	0.0m (0)	0.0m (0)	2:18.10	30.20s	29.30s
7	SO MANY MOMENTS	2	2.1m	2.1m (1)	1.1m (1)	2:18.26	30.12s	29.38s
1	GIRL THE GIRL	3	8.5m	4.8m (0)	4.6m (0)	2:18.75	30.18s	29.61s
3	DIGBY JOY	4	9.1m	6.4m (1)	5.7m (1)	2:18.80	30.14s	29.58s
6	IMA BALLERINA	5	14.9m	9.1m (0)	10.3m (0)	2:19.24	30.28s	29.68s
4	FLY BURRA	6	18.4m	10.7m (1)	9.7m (1)	2:19.51	30.12s	29.99s
9	SHEEZANIDEALTORQUE	7	19.2m	14.9m (1)	14.1m (1)	2:19.58	30.12s	29.74s
5	MIDNIGHT SENORA	8	99.8m	13.9m (0)	66.5m (0)	2:25.77	34.08s	32.05s
8	DOOLITTLE DIXIE	9	166.4m	94.0m (0)	109.8m (0)	2:30.89	31.26s	33.97s

Finish Position and metres gained

First Arrow shows distance gain/loss from 2nd Qtr to 3rd Qtr, Second Arrow shows distance gain/loss from 3rd Qtr to Finish Blue arrow indicates best gain in these quarters.





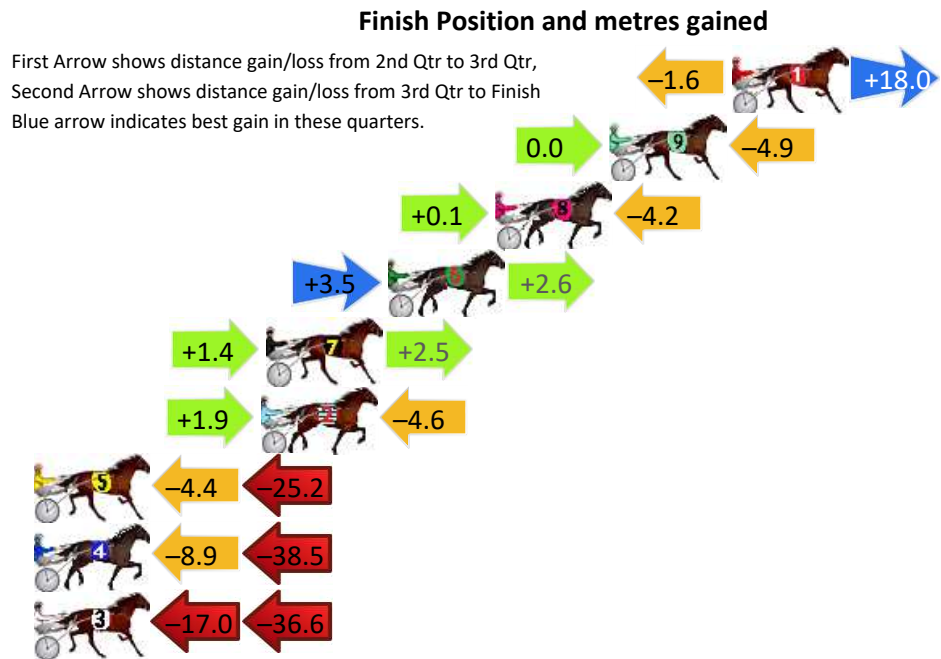
Marburg Race 3 Distance 2200m

Thursday, 21 November 2024

Gross Time: 2:45.00 MileRate: 2:00.70 LeadTime: 43.90s First Qtr: 30.40s Second Qtr: 29.90s Third Qtr: 30.10s Fourth Qtr: 30.70s

DATA TABLE: 800 / 400 Posi's are position from leader and (how wide the horse was at that position)

NoHorse	Plc	Mar	800 Posi	400 Posi	Time	3rd Qtr	4th Qt
1 SPORTY AZZ	1	0.0m	16.4m (0)	18.0m (1)	2:45.00	30.24s	29.34s
9 TULHURST SMOOCHER	2	4.9m	0.0m (0)	0.0m (0)	2:45.39	30.10s	31.09s
8 SHE OWNS THE DAY	3	9.5m	5.4m (1)	5.3m (0)	2:45.76	30.10s	31.06s
6 MISSDEHEIR	4	13.8m	19.9m (1)	16.4m (2)	2:46.11	29.86s	30.57s
7 OUR DOLLY	5	18.7m	22.6m (0)	21.2m (2)	2:46.50	30.02s	30.60s
2 SARIE MARAIS	6	18.9m	16.2m (1)	14.3m (0)	2:46.52	29.98s	31.14s
5 WESTERN ACTION	7	53.8m	24.2m (1)	28.6m (1)	2:49.32	30.46s	32.86s
4 COULD IT BE ME	8	59.2m	11.8m (1)	20.7m (0)	2:49.75	30.78s	33.89s
3 MUSTANG DUDE	9	65.7m	12.1m (0)	29.1m (0)	2:50.28	31.40s	33.78s



Marburg Race 4 Distance 2200m

Thursday, 21 November 2024


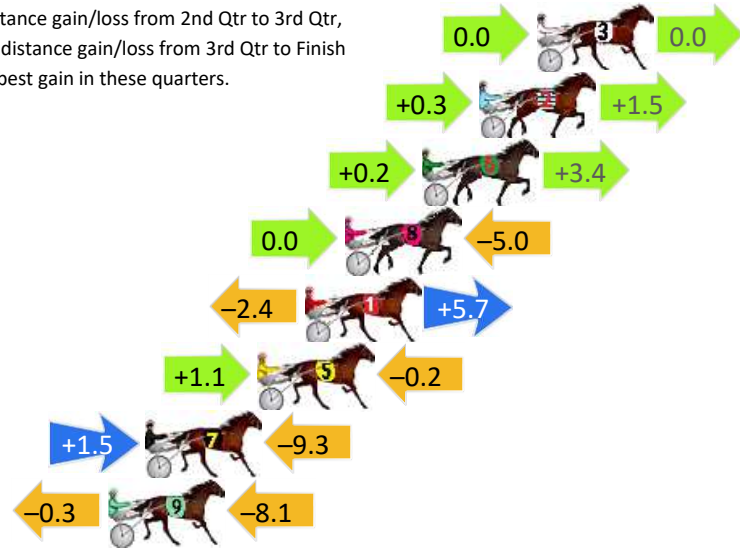
Gross Time: 2:49.80 MileRate: 2:04.20 LeadTime: 45.60s First Qtr: 33.10s Second Qtr: 31.00s Third Qtr: 29.40s Fourth Qtr: 30.70s

DATA TABLE: 800 / 400 Posi's are position from leader and (how wide the horse was at that position)


No	Horse	Plc	Mar	800 Posi	400 Posi	Time	3rd Qtr	4th Qt
3	GET ME OUTTA HERE	1	0.0m	0.0m (0)	0.0m (0)	2:49.80	29.40s	30.70s
2	MAJOR MISCHIEF	2	2.3m	4.1m (0)	3.8m (0)	2:49.98	29.38s	30.60s
6	MAJORMISS	3	4.6m	8.2m (0)	8.0m (0)	2:50.17	29.40s	30.47s
8	CHANCELESS CENTURY	4	7.7m	2.7m (1)	2.7m (1)	2:50.42	29.40s	31.12s
1	PABLOS ART	5	9.3m	12.6m (2)	15.0m (2)	2:50.55	29.60s	30.33s
5	RISKY BUZINESS	6	11.2m	12.1m (0)	11.0m (1)	2:50.70	29.34s	30.78s
7	SCORES	7	15.7m	7.9m (1)	6.4m (1)	2:51.06	29.30s	31.48s
9	OUR LITTLE SKIPPER	8	17.2m	8.8m (2)	9.1m (2)	2:51.18	29.44s	31.40s

Finish Position and metres gained

First Arrow shows distance gain/loss from 2nd Qtr to 3rd Qtr, Second Arrow shows distance gain/loss from 3rd Qtr to Finish
Blue arrow indicates best gain in these quarters.



Visual positions in race at 2nd Quarter



Visual positions in race at 3rd Quarter



Marburg Race 5 Distance 1850m

Thursday, 21 November 2024


Gross Time: 2:17.50 MileRate: 1:59.60 LeadTime: 16.70s First Qtr: 31.80s Second Qtr: 31.00s Third Qtr: 28.70s Fourth Qtr: 29.30s

DATA TABLE: 800 / 400 Posi's are position from leader and (how wide the horse was at that position)

NoHorse	Plc	Mar	800 Posi	400 Posi	Time	3rd Qtr	4th Qt
1 GETALOADATHISBRO	1	0.0m	0.0m (0)	0.0m (0)	2:17.50	28.70s	29.30s
6 BEEF CITY STARZZZ	2	8.0m	4.5m (0)	5.6m (0)	2:18.11	28.78s	29.51s
9 TULHURST CUDDLES	3	11.5m	15.1m (2)	10.6m (2)	2:18.38	28.38s	29.42s
2 NUCLEAR BLING	4	15.7m	11.8m (1)	13.9m (1)	2:18.71	28.86s	29.51s
8 MONTEREY JACK	5	18.1m	19.6m (1)	16.7m (2)	2:18.89	28.50s	29.49s
3 DIGBY DEMON	6	19.6m	7.3m (1)	8.9m (1)	2:19.01	28.82s	30.17s
5 MY SECRET BEACH	7	22.4m	14.3m (0)	16.7m (0)	2:19.22	28.88s	29.82s
7 CHEDDAR MADE BETA	8	22.6m	9.5m (0)	12.2m (0)	2:19.24	28.90s	30.16s
4 SHES CLASSY	9	25.1m	19.1m (0)	20.0m (1)	2:19.43	28.78s	29.79s


Finish Position and metres gained

First Arrow shows distance gain/loss from 2nd Qtr to 3rd Qtr,
Second Arrow shows distance gain/loss from 3rd Qtr to Finish
Blue arrow indicates best gain in these quarters.



800

Visual positions in race at 2nd Quarter



400

Visual positions in race at 3rd Quarter



Marburg Race 6 Distance 1850m

Thursday, 21 November 2024

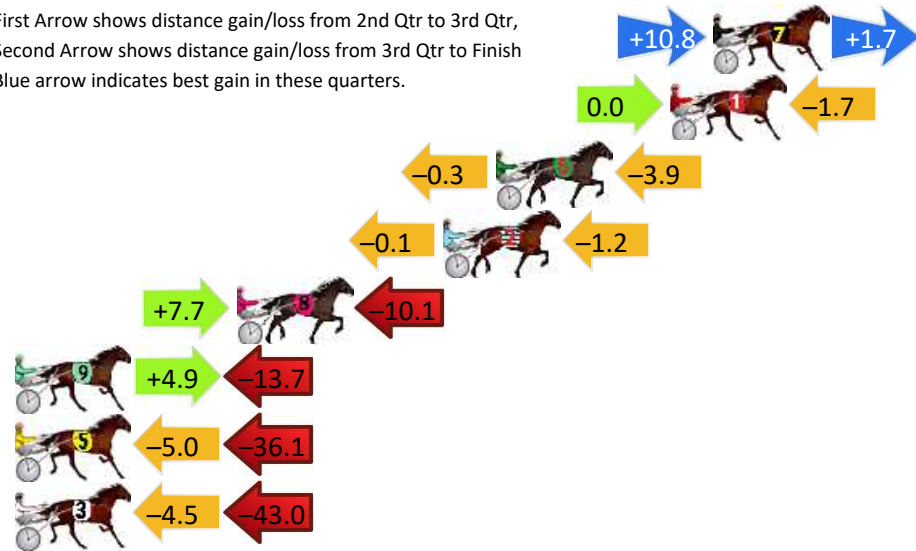
Gross Time: 2:15.20 MileRate: 1:57.60 LeadTime: 15.90s First Qtr: 31.50s Second Qtr: 30.50s Third Qtr: 28.90s Fourth Qtr: 28.40s

DATA TABLE: 800 / 400 Posi's are position from leader and (how wide the horse was at that position)

No	Horse	Plc	Mar	800 Posi	400 Posi	Time	3rd Qtr	4th Qt
7	AMILLION PROMISES	1	0.0m	12.5m (1)	1.7m (1)	2:15.20	28.12s	28.28s
1	ARTFUL MAID	2	1.7m	0.0m (0)	0.0m (0)	2:15.33	28.90s	28.53s
6	ZACH LOWE	3	8.7m	4.5m (0)	4.8m (0)	2:15.85	28.92s	28.71s
2	LA SABINA	4	10.8m	9.5m (0)	9.6m (0)	2:16.01	28.90s	28.53s
8	ROLAMAX	5	19.1m	16.7m (1)	9.0m (2)	2:16.62	28.34s	29.18s
9	HELL OF A HAND	6	31.1m	22.3m (1)	17.4m (1)	2:17.52	28.54s	29.48s
5	OCTOBER RACKETEER	7	44.5m	3.4m (1)	8.4m (1)	2:18.52	29.26s	31.12s
3	ESTIVAL	8	55.9m	8.4m (1)	12.9m (1)	2:19.37	29.22s	31.65s

Finish Position and metres gained

First Arrow shows distance gain/loss from 2nd Qtr to 3rd Qtr, Second Arrow shows distance gain/loss from 3rd Qtr to Finish Blue arrow indicates best gain in these quarters.



800

Visual positions in race at 2nd Quarter



400

Visual positions in race at 3rd Quarter



Marburg Race 7 Distance 1850m

Thursday, 21 November 2024

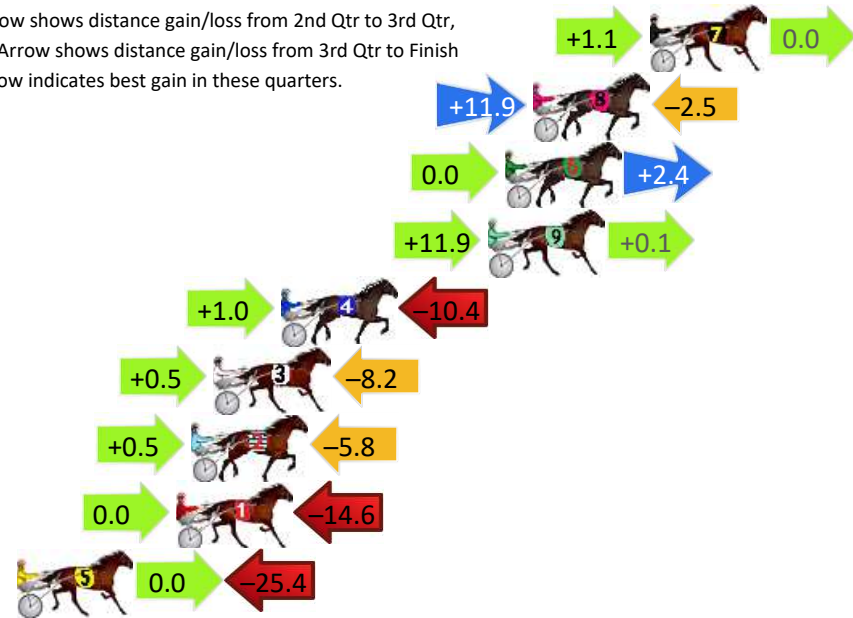
Gross Time: 2:16.20 MileRate: 1:58.40 LeadTime: 15.70s First Qtr: 32.00s Second Qtr: 29.90s Third Qtr: 29.60s Fourth Qtr: 29.00s

DATA TABLE: 800 / 400 Posi's are position from leader and (how wide the horse was at that position)

No	Horse	Plc	Mar	800 Posi	400 Posi	Time	3rd Qtr	4th Qt
7	SKY DIAMOND	1	0.0m	1.1m (1)	0.0m (1)	2:16.20	29.52s	29.00s
8	COTE DAZUR	2	4.7m	14.1m (1)	2.2m (2)	2:16.56	28.72s	29.20s
6	ROCK NIEN	3	5.8m	8.2m (0)	8.2m (0)	2:16.64	29.60s	28.84s
9	OTIS RISING	4	6.5m	18.5m (1)	6.6m (2)	2:16.69	28.72s	29.01s
4	ANTETOKOUNMPO	5	14.8m	5.4m (1)	4.4m (1)	2:17.33	29.52s	29.81s
3	DANIEL BOOM	6	17.5m	9.8m (1)	9.3m (1)	2:17.53	29.56s	29.65s
2	JADES DIAMOND	7	18.4m	13.1m (0)	12.6m (0)	2:17.60	29.56s	29.48s
1	LULU MAE	8	19.0m	4.4m (0)	4.4m (0)	2:17.65	29.60s	30.13s
5	MAYWYN BONTON BOY	9	25.4m	0.0m (0)	0.0m (0)	2:18.13	29.60s	30.93s

Finish Position and metres gained

First Arrow shows distance gain/loss from 2nd Qtr to 3rd Qtr, Second Arrow shows distance gain/loss from 3rd Qtr to Finish
Blue arrow indicates best gain in these quarters.



Visual positions in race at 2nd Quarter



Visual positions in race at 3rd Quarter

Marburg Race 8 Distance 1850m

Thursday, 21 November 2024


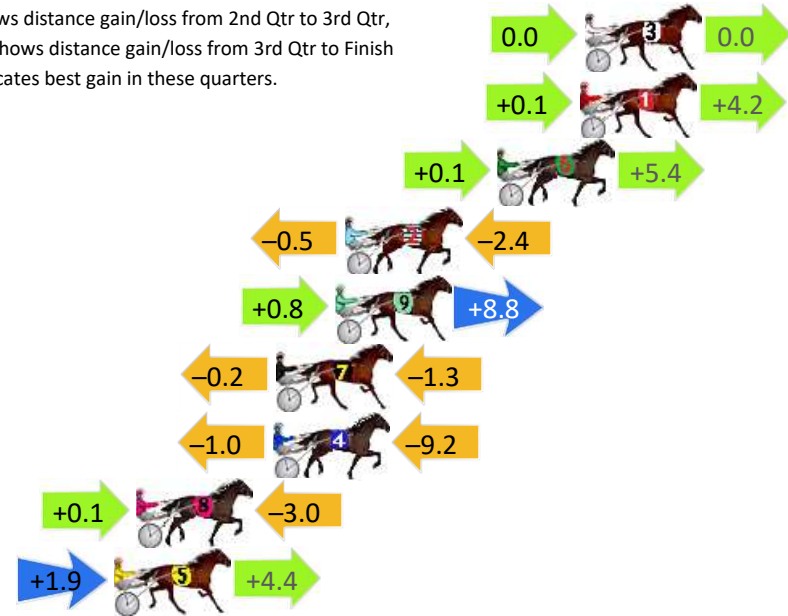
Gross Time: 2:14.80 MileRate: 1:57.20 LeadTime: 16.00s First Qtr: 30.40s Second Qtr: 30.30s Third Qtr: 28.70s Fourth Qtr: 29.40s

DATA TABLE: 800 / 400 Posi's are position from leader and (how wide the horse was at that position)


NoHorse	Plc	Mar	800 Posi	400 Posi	Time	3rd Qtr	4th Qt
3 MAYWYN TROUBADOUR	1	0.0m	0.0m (0)	0.0m (0)	2:14.80	28.70s	29.40s
1 A PERFECT DANCE	2	0.2m	4.5m (0)	4.4m (0)	2:14.82	28.70s	29.10s
6 SHES IN LINE	3	3.5m	9.0m (0)	8.9m (0)	2:15.07	28.70s	29.03s
2 HAZZA IS WATCHING	4	9.6m	6.7m (1)	7.2m (2)	2:15.54	28.74s	29.62s
9 REDS STAR DEAL	5	10.0m	19.6m (1)	18.8m (2)	2:15.57	28.66s	28.81s
7 ROCKNROLL TIMES	6	12.4m	10.9m (1)	11.1m (2)	2:15.76	28.72s	29.56s
4 ROCK SUPREME	7	12.5m	2.3m (1)	3.3m (1)	2:15.76	28.78s	30.12s
8 PLAYBOI ROY	8	18.0m	15.1m (1)	15.0m (1)	2:16.19	28.70s	29.71s
5 MISSTREPO	9	18.9m	25.2m (1)	23.3m (2)	2:16.26	28.58s	29.18s

Finish Position and metres gained

First Arrow shows distance gain/loss from 2nd Qtr to 3rd Qtr, Second Arrow shows distance gain/loss from 3rd Qtr to Finish Blue arrow indicates best gain in these quarters.



Visual positions in race at 2nd Quarter



Visual positions in race at 3rd Quarter

