

Marburg Race 1 Distance 1850m

Tuesday, 26 November 2024



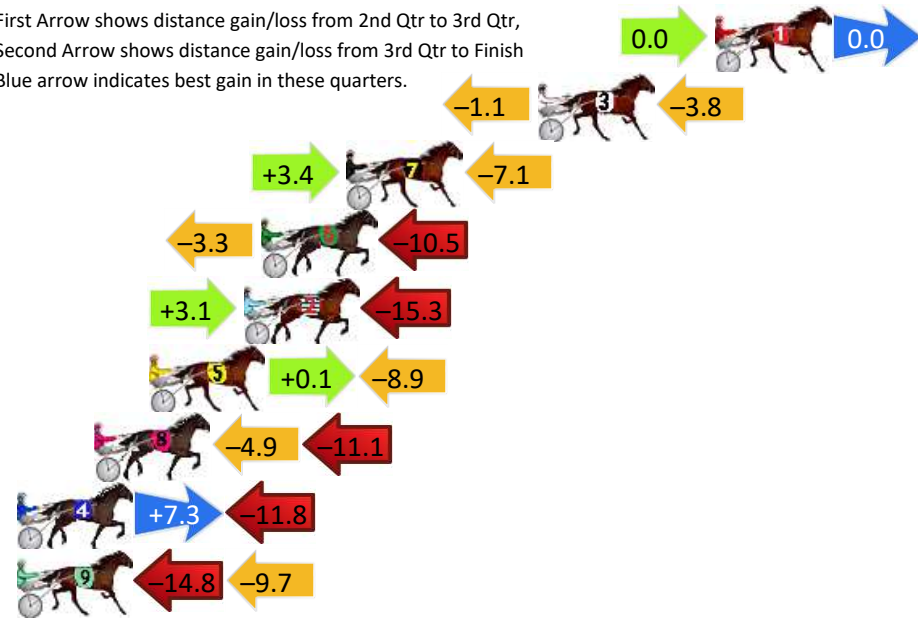
Gross Time: 2:20.90 MileRate: 2:02.60 LeadTime: 16.80s First Qtr: 33.10s Second Qtr: 32.70s Third Qtr: 29.00s Fourth Qtr: 29.30s

DATA TABLE: 800 / 400 Posi's are position from leader and (how wide the horse was at that position)

No	Horse	Plc	Mar	800 Posi	400 Posi	Time	3rd Qtr	4th Qt
1	MOLLIDOR	1	0.0m	0.0m (0)	0.0m (0)	2:20.90	29.00s	29.30s
3	DOOLITTLE DAZZLER	2	7.1m	2.2m (1)	3.3m (1)	2:21.45	29.08s	29.61s
7	CROSSED LEGS	3	14.8m	11.1m (1)	7.7m (1)	2:22.04	28.76s	29.88s
6	BABY GINNIE	4	18.2m	4.4m (0)	7.7m (0)	2:22.30	29.24s	30.14s
2	JANG PEL	5	18.9m	6.7m (1)	3.6m (2)	2:22.35	28.78s	30.49s
5	LEFT TO ROCKNROLL	6	22.7m	13.9m (0)	13.8m (0)	2:22.64	29.00s	30.04s
8	MULLUM BOY	7	24.9m	8.9m (0)	13.8m (1)	2:22.81	29.36s	30.21s
4	BAHAMAS MISS	8	28.4m	23.9m (2)	16.6m (2)	2:23.08	28.48s	30.28s
9	SUBTLE CHAY	9	45.0m	20.5m (1)	35.3m (1)	2:24.36	30.08s	30.20s

Finish Position and metres gained

First Arrow shows distance gain/loss from 2nd Qtr to 3rd Qtr,
Second Arrow shows distance gain/loss from 3rd Qtr to Finish
Blue arrow indicates best gain in these quarters.



Marburg Race 2 Distance 1850m

Tuesday, 26 November 2024



Gross Time: 2:19.60 MileRate: 2:01.40 LeadTime: 16.70s First Qtr: 32.00s Second Qtr: 31.40s Third Qtr: 29.80s Fourth Qtr: 29.70s

DATA TABLE: 800 / 400 Posi's are position from leader and (how wide the horse was at that position)

No	Horse	Plc	Mar	800 Posi	400 Posi	Time	3rd Qtr	4th Qt
9	SHE DAZZLES	1	0.0m	20.0m (2)	0.0m (2)	2:19.60	28.32s	29.70s
5	TROUPER JUJON	2	15.4m	2.2m (1)	3.3m (1)	2:20.80	29.88s	30.66s
7	MANY DELIGHTS	3	15.6m	15.1m (1)	9.2m (3)	2:20.81	29.36s	30.23s
6	DOWNTOWN MANHATTAN	4	21.3m	9.2m (0)	16.0m (0)	2:21.26	30.30s	30.18s
8	OLD ENGLISH	5	22.4m	10.8m (1)	14.1m (3)	2:21.34	30.04s	30.40s
1	DONT YOUBE NAUGHTY	6	34.3m	4.9m (0)	11.4m (1)	2:22.27	30.28s	31.53s
4	WEDDING NIGHT	7	35.9m	6.8m (1)	12.4m (2)	2:22.39	30.22s	31.57s
3	LORD DENZEL	8	77.4m	0.0m (0)	7.6m (0)	2:25.62	30.36s	35.16s
2	BUN IN THE OVEN	9	108.6m	63.5m (0)	72.2m (0)	2:28.05	30.44s	32.81s

Finish Position and metres gained

First Arrow shows distance gain/loss from 2nd Qtr to 3rd Qtr, Second Arrow shows distance gain/loss from 3rd Qtr to Finish
Blue arrow indicates best gain in these quarters.



Marburg Race 3 Distance 1850m

Tuesday, 26 November 2024


Gross Time: 2:17.60 MileRate: 1:59.70 LeadTime: 16.40s First Qtr: 32.30s Second Qtr: 30.90s Third Qtr: 28.80s Fourth Qtr: 29.20s

DATA TABLE: 800 / 400 Posi's are position from leader and (how wide the horse was at that position)

No	Horse	Plc	Mar	800 Posi	400 Posi	Time	3rd Qtr	4th Qt
2	SAINT LOUIS BEAT	1	0.0m	0.0m (0)	0.0m (0)	2:17.60	28.80s	29.20s
1	DOC HARVEY	2	0.2m	5.0m (0)	4.4m (0)	2:17.62	28.76s	28.90s
6	MY ULTIMATE HESTON	3	4.1m	9.5m (0)	8.9m (0)	2:17.91	28.76s	28.87s
5	ROCKNROLL DA GAMA	4	4.9m	11.7m (1)	12.8m (2)	2:17.98	28.88s	28.66s
8	MISTER DIAMOND	5	10.3m	7.8m (1)	9.2m (2)	2:18.39	28.90s	29.33s
3	BUSTN FEELZ GOOD	6	12.8m	14.5m (0)	14.2m (0)	2:18.58	28.78s	29.16s
4	COBBLER LANE	7	14.1m	19.0m (0)	18.9m (0)	2:18.68	28.80s	28.92s
7	BEYONSKI	8	34.6m	3.9m (1)	7.8m (1)	2:20.25	29.08s	31.29s
9	TAKIDAH	9	170.6m	15.7m (1)	18.3m (1)	2:30.67	29.00s	40.95s

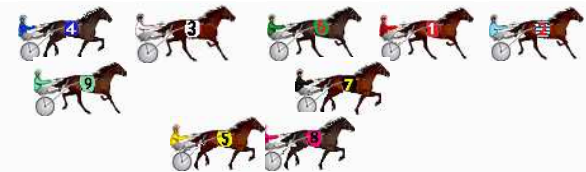
Finish Position and metres gained

First Arrow shows distance gain/loss from 2nd Qtr to 3rd Qtr, Second Arrow shows distance gain/loss from 3rd Qtr to Finish
Blue arrow indicates best gain in these quarters.



800

Visual positions in race at 2nd Quarter



400

Visual positions in race at 3rd Quarter



Marburg Race 4 Distance 2200m

Tuesday, 26 November 2024

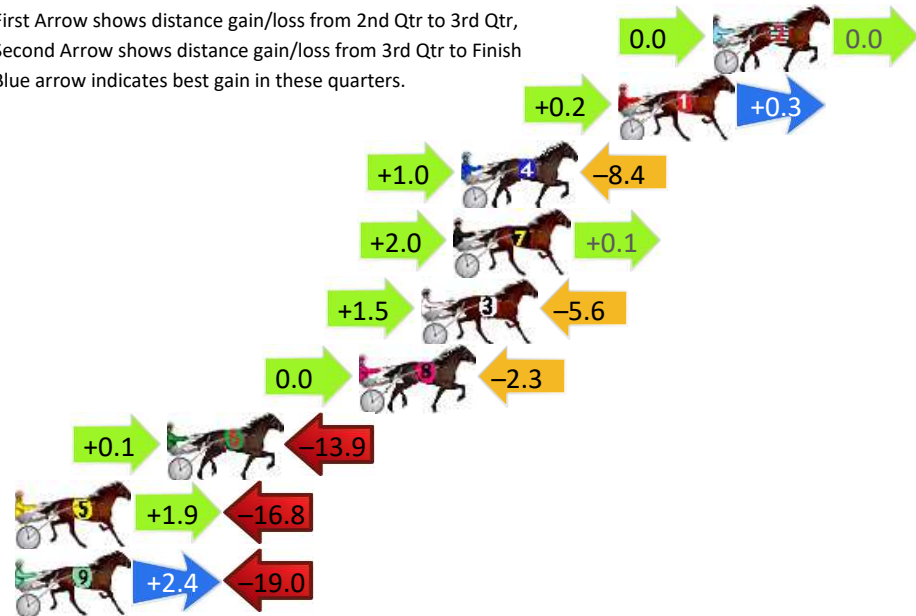
Gross Time: 2:46.60 MileRate: 2:01.80 LeadTime: 45.20s First Qtr: 31.20s Second Qtr: 31.80s Third Qtr: 29.70s Fourth Qtr: 28.70s

DATA TABLE: 800 / 400 Posi's are position from leader and (how wide the horse was at that position)

NoHorse	Plc	Mar	800 Posi	400 Posi	Time	3rd Qtr	4th Qt
2 ROYAL PRINCESS	1	0.0m	0.0m (0)	0.0m (0)	2:46.60	29.70s	28.70s
1 FANCY LIKE BARBIE	2	3.8m	4.3m (0)	4.1m (0)	2:46.89	29.68s	28.69s
4 JAY TEE TYRON	3	10.1m	2.7m (1)	1.7m (1)	2:47.36	29.62s	29.34s
7 LITTLEMICKEY	4	10.4m	12.5m (1)	10.5m (1)	2:47.38	29.54s	28.72s
3 DOOLITTLE DOOZZIE	5	11.7m	7.6m (1)	6.1m (1)	2:47.48	29.58s	29.14s
8 JIMMY BLING	6	14.2m	11.9m (0)	11.9m (0)	2:47.67	29.68s	28.91s
6 MISS PAU	7	21.9m	8.1m (0)	8.0m (0)	2:48.25	29.68s	29.77s
5 STRUTTY	8	31.7m	16.8m (1)	14.9m (1)	2:48.99	29.54s	30.01s
9 MUSIC MOTH	9	38.8m	22.2m (1)	19.8m (1)	2:49.52	29.50s	30.18s

Finish Position and metres gained

First Arrow shows distance gain/loss from 2nd Qtr to 3rd Qtr,
Second Arrow shows distance gain/loss from 3rd Qtr to Finish
Blue arrow indicates best gain in these quarters.



800

Visual positions in race at 2nd Quarter



400

Visual positions in race at 3rd Quarter



Marburg Race 5 Distance 1850m

Tuesday, 26 November 2024

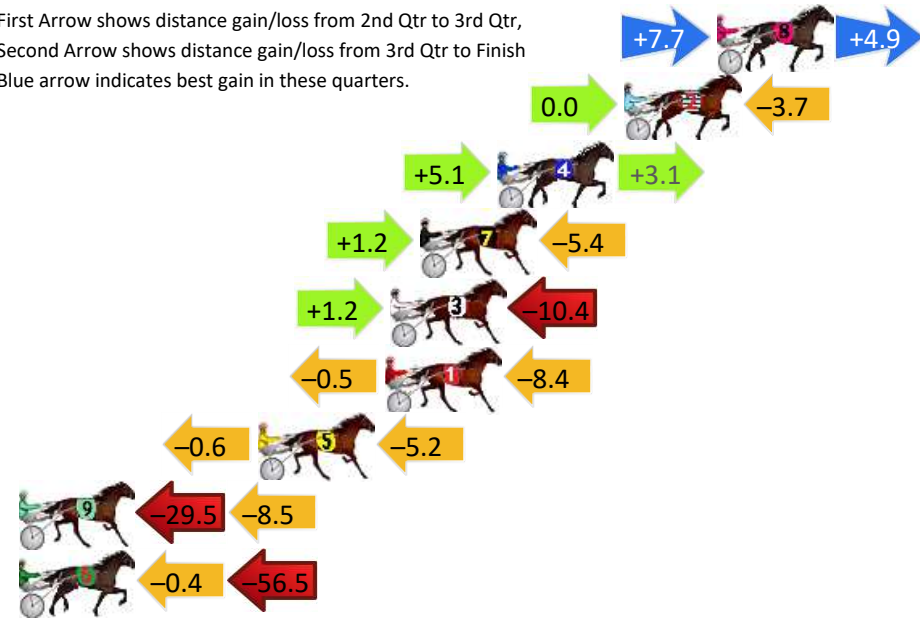
Gross Time: 2:17.50 MileRate: 1:59.60 LeadTime: 16.60s First Qtr: 30.60s Second Qtr: 30.70s Third Qtr: 29.30s Fourth Qtr: 30.30s

DATA TABLE: 800 / 400 Posi's are position from leader and (how wide the horse was at that position)

NoHorse	Plc	Mar	800 Posi	400 Posi	Time	3rd Qtr	4th Qt
8 ROSEANNE RUBY	1	0.0m	12.6m (1)	4.9m (2)	2:17.50	28.74s	29.94s
2 SHAKATIE	2	3.7m	0.0m (0)	0.0m (0)	2:17.79	29.30s	30.59s
4 MACH TORQUE	3	8.8m	17.0m (1)	11.9m (2)	2:18.20	28.94s	30.12s
7 ROCCO VARIETY	4	11.9m	7.7m (1)	6.5m (1)	2:18.44	29.22s	30.76s
3 CONVAIR HUSTLER	5	13.1m	3.9m (1)	2.7m (1)	2:18.54	29.22s	31.14s
1 ZED EXPRESS	6	13.3m	4.4m (0)	4.9m (0)	2:18.56	29.34s	31.00s
5 TAPTHEKEG	7	18.4m	12.6m (0)	13.2m (0)	2:18.96	29.36s	30.78s
9 DEEP REGRET	8	60.3m	22.3m (1)	51.8m (1)	2:22.28	31.52s	31.24s
6 NIGHT SHADOW	9	65.4m	8.5m (0)	8.9m (0)	2:22.69	29.34s	34.83s


Finish Position and metres gained

First Arrow shows distance gain/loss from 2nd Qtr to 3rd Qtr, Second Arrow shows distance gain/loss from 3rd Qtr to Finish
Blue arrow indicates best gain in these quarters.



800

Visual positions in race at 2nd Quarter



400

Visual positions in race at 3rd Quarter



Marburg Race 6 Distance 1850m

Tuesday, 26 November 2024

Gross Time: 2:18.20 MileRate: 2:00.20 LeadTime: 16.30s First Qtr: 30.30s Second Qtr: 31.10s Third Qtr: 29.40s Fourth Qtr: 31.10s

DATA TABLE: 800 / 400 Posi's are position from leader and (how wide the horse was at that position)

NoHorse	Plc	Mar	800 Posi	400 Posi	Time	3rd Qtr	4th Qt
8 TEACHERS PET	1	0.0m	17.5m (1)	7.5m (2)	2:18.20	28.68s	30.54s
6 TACTFILLY MIRACLE	2	1.5m	10.4m (0)	4.3m (0)	2:18.32	28.96s	30.90s
2 ARTFUL MASTER	3	3.2m	0.0m (0)	0.0m (0)	2:18.46	29.40s	31.36s
7 MUCHO GUAPA	4	4.1m	12.6m (1)	8.0m (0)	2:18.53	29.08s	30.83s
9 CAPTAIN FOXTROT	5	7.6m	21.9m (1)	11.7m (1)	2:18.82	28.68s	30.84s
3 KISS ON THE BEACH	6	9.0m	8.8m (1)	7.5m (1)	2:18.93	29.32s	31.27s
4 KNOCKAWARWON	7	10.6m	26.3m (1)	11.7m (2)	2:19.06	28.36s	31.08s
5 BALBOA SHANNON	8	10.7m	3.8m (1)	3.2m (1)	2:19.07	29.36s	31.73s
1 KEAYANG TARA	9	11.9m	6.6m (0)	12.2m (0)	2:19.17	29.84s	31.15s

Finish Position and metres gained

First Arrow shows distance gain/loss from 2nd Qtr to 3rd Qtr, Second Arrow shows distance gain/loss from 3rd Qtr to Finish Blue arrow indicates best gain in these quarters.



800

Visual positions in race at 2nd Quarter



400

Visual positions in race at 3rd Quarter



Marburg Race 7 Distance 1850m

Tuesday, 26 November 2024


Gross Time: 2:17.20 MileRate: 1:59.40 LeadTime: 16.90s First Qtr: 31.50s Second Qtr: 31.50s Third Qtr: 29.00s Fourth Qtr: 28.30s

DATA TABLE: 800 / 400 Posi's are position from leader and (how wide the horse was at that position)

No	Horse	Plc	Mar	800 Posi	400 Posi	Time	3rd Qtr	4th Qt
2	MUCH BETTOR	1	0.0m	0.0m (0)	0.0m (0)	2:17.20	29.00s	28.30s
8	BRIAN CHRISTOPHER	2	1.8m	14.4m (1)	4.5m (2)	2:17.33	28.28s	28.11s
1	LULU LUCIFER	3	2.5m	3.9m (0)	3.7m (0)	2:17.39	28.98s	28.23s
6	ACHROMATIC	4	7.3m	7.8m (0)	8.4m (0)	2:17.74	29.04s	28.24s
3	ROCKTIME	5	15.4m	6.1m (1)	6.7m (1)	2:18.35	29.04s	28.97s
5	ARNOLD STREET	6	16.1m	18.9m (1)	14.6m (2)	2:18.40	28.68s	28.46s
7	DANIEL BOOM	7	16.7m	10.0m (1)	10.7m (2)	2:18.44	29.04s	28.78s
4	ROLAMAX	8	17.1m	2.2m (1)	2.3m (1)	2:18.47	29.00s	29.41s
9	BEAU STEELE	9	18.4m	12.8m (0)	12.9m (1)	2:18.57	29.00s	28.75s

Finish Position and metres gained

First Arrow shows distance gain/loss from 2nd Qtr to 3rd Qtr, Second Arrow shows distance gain/loss from 3rd Qtr to Finish Blue arrow indicates best gain in these quarters.



800

Visual positions in race at 2nd Quarter



400

Visual positions in race at 3rd Quarter

