

Marburg Race 1 Distance 1850m

Thursday, 28 November 2024



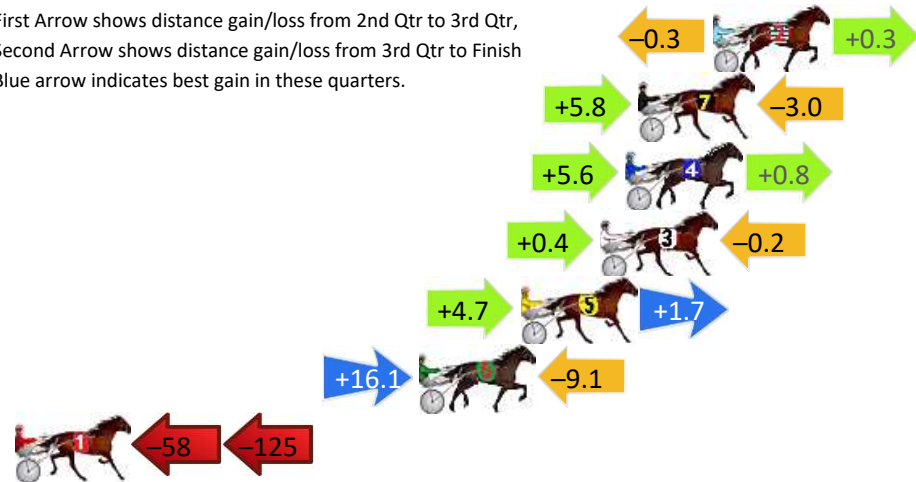
Gross Time: 2:20.40 MileRate: 2:02.10 LeadTime: 17.50s First Qtr: 31.60s Second Qtr: 31.20s Third Qtr: 30.80s Fourth Qtr: 29.30s

DATA TABLE: 800 / 400 Posi's are position from leader and (how wide the horse was at that position)

No	Horse	Plc	Mar	800 Posi	400 Posi	Time	3rd Qtr	4th Qt
2	WEE BONNIE	1	0.0m	0.0m (0)	0.3m (0)	2:20.40	30.82s	29.28s
7	CRADOCK	2	3.0m	5.8m (1)	0.0m (1)	2:20.63	30.36s	29.53s
4	FUNTIMES	3	3.5m	9.9m (1)	4.3m (1)	2:20.67	30.36s	29.25s
3	GIRL THE GIRL	4	4.5m	4.7m (0)	4.3m (0)	2:20.75	30.76s	29.33s
5	BOLD PERSONALITY	5	7.7m	14.1m (1)	9.4m (1)	2:20.99	30.42s	29.19s
6	ITS A SPONGE DARL	6	11.8m	18.8m (2)	2.7m (2)	2:21.31	29.56s	30.01s
1	CHANGE IS GOLDEN	7	207.5m	25.1m (0)	82.5m (0)	2:36.34	35.04s	39.08s

Finish Position and metres gained

First Arrow shows distance gain/loss from 2nd Qtr to 3rd Qtr,
Second Arrow shows distance gain/loss from 3rd Qtr to Finish
Blue arrow indicates best gain in these quarters.



Marburg Race 2 Distance 1850m

Thursday, 28 November 2024

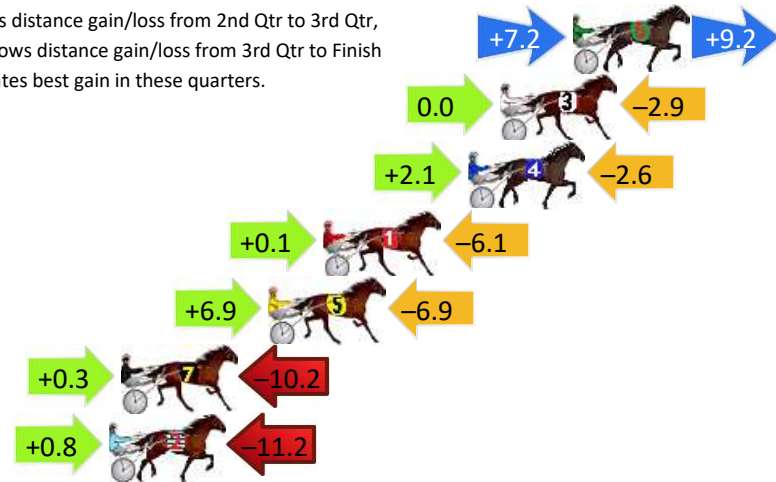
Gross Time: 2:19.80 MileRate: 2:01.60 LeadTime: 16.80s First Qtr: 30.20s Second Qtr: 31.50s Third Qtr: 30.40s Fourth Qtr: 30.90s

DATA TABLE: 800 / 400 Posi's are position from leader and (how wide the horse was at that position)

No	Horse	Plc	Mar	800 Posi	400 Posi	Time	3rd Qtr	4th Qt
6	SO MANY MOMENTS	1	0.0m	16.4m (1)	9.2m (2)	2:19.80	29.86s	30.20s
3	LIGHT UP LOVEY	2	2.9m	0.0m (0)	0.0m (0)	2:20.03	30.40s	31.13s
4	SOMETHING BORROWED	3	4.2m	3.7m (1)	1.6m (1)	2:20.14	30.24s	31.12s
1	BETTY WINKLE	4	10.0m	4.0m (0)	3.9m (0)	2:20.61	30.40s	31.41s
5	TAKEN BY SURPRISE	5	12.2m	12.2m (1)	5.3m (2)	2:20.79	29.88s	31.49s
7	STONES	6	18.1m	8.2m (0)	7.9m (0)	2:21.26	30.38s	31.76s
2	TRUSTFULL	7	18.6m	8.2m (1)	7.4m (1)	2:21.30	30.34s	31.84s

Finish Position and metres gained

First Arrow shows distance gain/loss from 2nd Qtr to 3rd Qtr, Second Arrow shows distance gain/loss from 3rd Qtr to Finish Blue arrow indicates best gain in these quarters.



8
0
0

Visual positions in race at 2nd Quarter



4
0
0

Visual positions in race at 3rd Quarter



Marburg Race 3 Distance 1850m

Thursday, 28 November 2024




Gross Time: 2:16.70 MileRate: 1:58.90 LeadTime: 16.50s First Qtr: 29.50s Second Qtr: 30.40s Third Qtr: 29.70s Fourth Qtr: 30.60s

DATA TABLE: 800 / 400 Posi's are position from leader and (how wide the horse was at that position)

No	Horse	Plc	Mar	800 Posi	400 Posi	Time	3rd Qtr	4th Qt
3	TARIFA GIRL	1	0.0m	3.8m (1)	0.0m (1)	2:16.70	29.42s	30.60s
7	OCEAN LANE	2	1.7m	9.2m (0)	11.0m (0)	2:16.84	29.84s	29.92s
8	PABLOS ART	3	3.6m	16.8m (2)	6.9m (2)	2:16.99	28.98s	30.37s
6	OUR DOLLY	4	7.9m	4.9m (0)	6.4m (0)	2:17.33	29.82s	30.75s
2	ALADDIN SANE	5	11.9m	8.1m (1)	3.2m (2)	2:17.65	29.34s	31.31s
1	PEEJAY MACK	6	21.6m	0.0m (0)	2.1m (0)	2:18.43	29.86s	32.17s
9	WONDERWOMAN JUJON	7	25.1m	21.1m (1)	33.6m (0)	2:18.71	30.66s	30.09s
5	TREACHEROUS GABBY	8	30.1m	27.6m (1)	15.5m (1)	2:19.11	28.82s	31.85s
4	SPORTY AZZ	9	34.5m	12.5m (1)	9.6m (1)	2:19.46	29.50s	32.64s

Finish Position and metres gained

First Arrow shows distance gain/loss from 2nd Qtr to 3rd Qtr, Second Arrow shows distance gain/loss from 3rd Qtr to Finish
Blue arrow indicates best gain in these quarters.



Marburg Race 4 Distance 1850m

Thursday, 28 November 2024



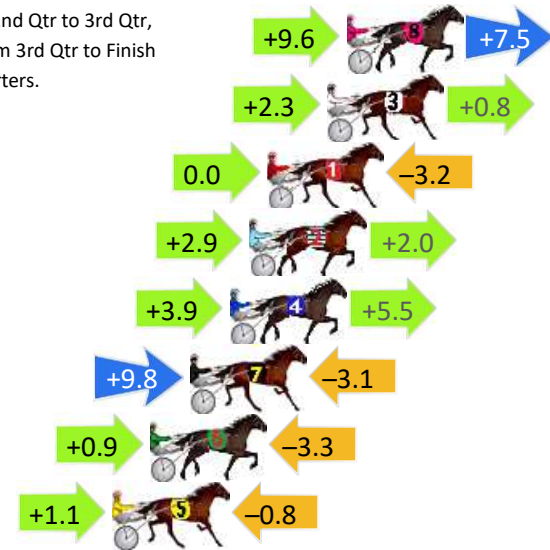
Gross Time: 2:18.00 MileRate: 2:00.00 LeadTime: 16.00s First Qtr: 30.50s Second Qtr: 31.70s Third Qtr: 29.20s Fourth Qtr: 30.60s

DATA TABLE: 800 / 400 Posi's are position from leader and (how wide the horse was at that position)

No	Horse	Plc	Mar	800 Posi	400 Posi	Time	3rd Qtr	4th Qt
8	DOOLITTLE DEXTER	1	0.0m	17.1m (2)	7.5m (2)	2:18.00	28.52s	30.04s
3	ROYAL STUDLEIGH	2	0.8m	3.9m (1)	1.6m (1)	2:18.06	29.04s	30.54s
1	FINANCIAL BURDEN	3	3.2m	0.0m (0)	0.0m (0)	2:18.26	29.20s	30.86s
2	ROLLONX	4	3.9m	8.8m (1)	5.9m (1)	2:18.31	29.00s	30.47s
4	DASHNDOT	5	4.7m	14.1m (0)	10.2m (1)	2:18.38	28.94s	30.22s
7	GETALOADATHISBRO	6	6.3m	13.0m (2)	3.2m (2)	2:18.50	28.50s	30.86s
6	SHADYS DELIGHT	7	7.9m	5.5m (0)	4.6m (0)	2:18.63	29.14s	30.89s
5	CHEDDAR MADE BETA	8	9.4m	9.7m (0)	8.6m (0)	2:18.75	29.14s	30.71s

Finish Position and metres gained

First Arrow shows distance gain/loss from 2nd Qtr to 3rd Qtr, Second Arrow shows distance gain/loss from 3rd Qtr to Finish Blue arrow indicates best gain in these quarters.



Marburg Race 5 Distance 1850m

Thursday, 28 November 2024

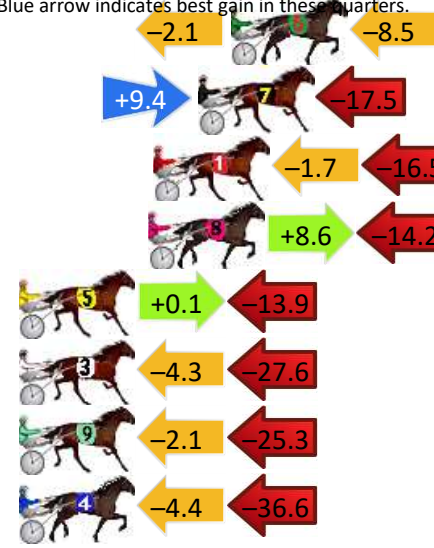
Gross Time: 2:15.70 MileRate: 1:58.00 LeadTime: 16.20s First Qtr: 30.00s Second Qtr: 31.10s Third Qtr: 29.10s Fourth Qtr: 29.30s

DATA TABLE: 800 / 400 Posi's are position from leader and (how wide the horse was at that position)

No	Horse	Plc	Mar	800 Posi	400 Posi	Time	3rd Qtr	4th Qt
2	SPLASHNDASH	1	0.0m	0.0m (0)	0.0m (0)	2:15.70	29.10s	29.30s
6	GET ME OUTTA HERE	2	19.5m	8.9m (0)	11.0m (0)	2:17.20	29.26s	30.00s
7	TULHURST SMOOCHER	3	20.8m	12.7m (2)	3.3m (1)	2:17.30	28.42s	30.66s
1	ENZED FLYER	4	22.6m	4.4m (0)	6.1m (0)	2:17.44	29.22s	30.60s
8	SHE OWNS THE DAY	5	22.8m	17.2m (2)	8.6m (2)	2:17.45	28.48s	30.43s
5	OUR LITTLE SKIPPER	6	32.1m	18.3m (0)	18.2m (0)	2:18.17	29.10s	30.45s
3	STORMBOY STAR	7	39.7m	7.8m (1)	12.1m (1)	2:18.75	29.42s	31.47s
9	COLETTE	8	40.7m	13.3m (0)	15.4m (2)	2:18.83	29.26s	31.31s
4	JOGALONG COOP	9	43.8m	2.8m (1)	7.2m (1)	2:19.07	29.42s	32.15s

Finish Position and metres gained

First Arrow shows distance gain/loss from 2nd Qtr to 3rd Qtr, Second Arrow shows distance gain/loss from 3rd Qtr to Finish. Blue arrow indicates best gain in these quarters.



800

Visual positions in race at 2nd Quarter



400

Visual positions in race at 3rd Quarter



Marburg Race 6 Distance 1850m


Thursday, 28 November 2024

Gross Time: 2:17.40 MileRate: 1:59.60 LeadTime: 16.10s First Qtr: 30.50s Second Qtr: 32.80s Third Qtr: 29.00s Fourth Qtr: 29.00s

DATA TABLE: 800 / 400 Posi's are position from leader and (how wide the horse was at that position)

NoHorse	Plc	Mar	800 Posi	400 Posi	Time	3rd Qtr	4th Qt
1 MELTON INSULTED	1	0.0m	0.0m (0)	0.0m (0)	2:17.40	29.00s	29.00s
3 MAYWYN BONTON BOY	2	7.1m	4.7m (0)	4.7m (0)	2:17.94	29.00s	29.20s
8 SO BOBS YOUR UNCLE	3	9.1m	15.0m (2)	6.1m (3)	2:18.09	28.36s	29.25s
6 MONTEREY JACK	4	9.3m	9.2m (0)	9.2m (0)	2:18.11	29.00s	29.05s
5 CLASSIC ARC	5	10.4m	19.4m (2)	13.9m (3)	2:18.19	28.60s	28.79s
2 CRIME TIME	6	12.4m	6.7m (1)	3.3m (1)	2:18.34	28.76s	29.70s
7 TULHURST CUDDLES	7	20.6m	10.6m (2)	8.9m (2)	2:18.97	28.88s	29.93s
4 STRUTTY	8	33.2m	13.9m (1)	10.6m (1)	2:19.93	28.76s	30.77s

Finish Position and metres gained



Marburg Race 7 Distance 2200m

Thursday, 28 November 2024

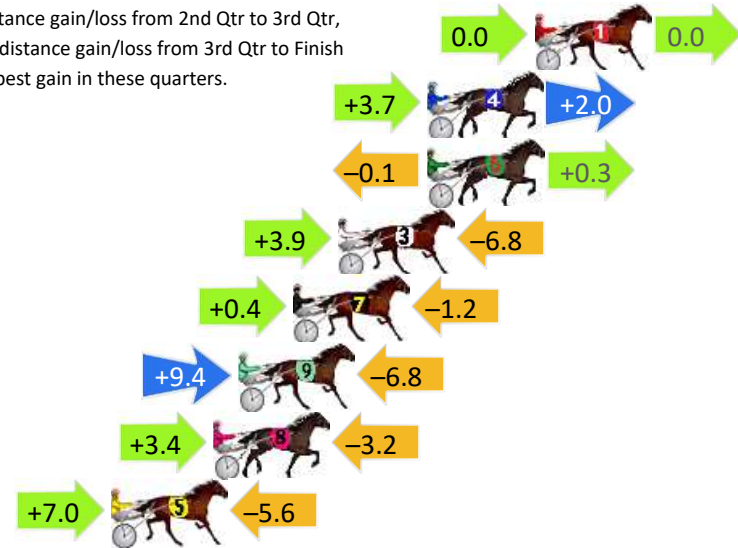
Gross Time: 2:48.50 MileRate: 2:03.30 LeadTime: 46.90s First Qtr: 31.90s Second Qtr: 33.00s Third Qtr: 28.90s Fourth Qtr: 27.80s

DATA TABLE: 800 / 400 Posi's are position from leader and (how wide the horse was at that position)

No	Horse	Plc	Mar	800 Posi	400 Posi	Time	3rd Qtr	4th Qt
1	HANOVER LECTER	1	0.0m	0.0m (0)	0.0m (0)	2:48.50	28.90s	27.80s
4	JESSEJAMES SHANNON	2	4.3m	10.0m (1)	6.3m (1)	2:48.81	28.62s	27.67s
6	MY LATIN LADY	3	4.3m	4.5m (0)	4.6m (0)	2:48.81	28.90s	27.79s
3	ARTFUL MAID	4	7.9m	5.0m (1)	1.1m (1)	2:49.08	28.62s	28.30s
7	B MAC C	5	9.7m	8.9m (0)	8.5m (0)	2:49.21	28.86s	27.91s
9	JACCKA COOPER	6	11.9m	14.5m (1)	5.1m (2)	2:49.37	28.22s	28.31s
8	LUKA DONCIC	7	12.9m	13.1m (0)	9.7m (2)	2:49.44	28.64s	28.06s
5	ZACH LOWE	8	17.0m	18.4m (1)	11.4m (1)	2:49.74	28.38s	28.24s

Finish Position and metres gained

First Arrow shows distance gain/loss from 2nd Qtr to 3rd Qtr,
Second Arrow shows distance gain/loss from 3rd Qtr to Finish
Blue arrow indicates best gain in these quarters.



8
0
0

Visual positions in race at 2nd Quarter



4
0
0

Visual positions in race at 3rd Quarter

