

# Marburg Race 1 Distance 1850m

Tuesday, 3 December 2024


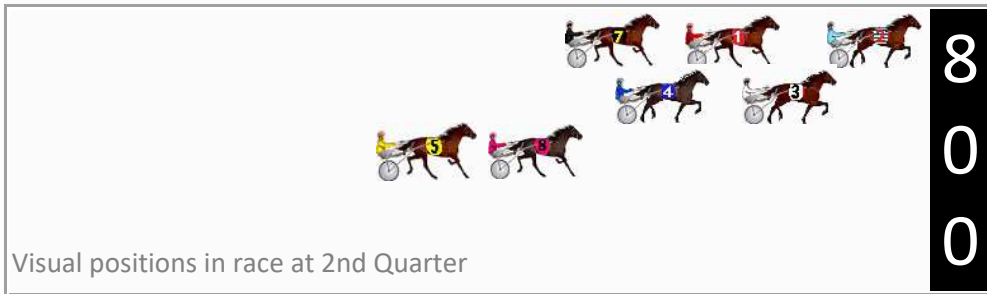
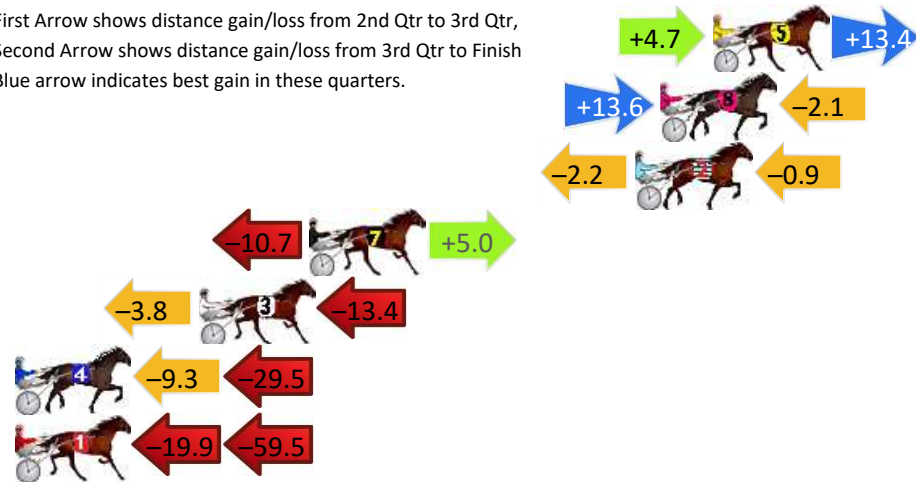
Gross Time: 2:17.30 MileRate: 1:59.50 LeadTime: 16.40s First Qtr: 31.20s Second Qtr: 31.90s Third Qtr: 28.40s Fourth Qtr: 29.40s

DATA TABLE: 800 / 400 Posi's are position from leader and (how wide the horse was at that position)

| NoHorse           | Plc | Mar   | 800 Posi  | 400 Posi  | Time    | 3rd Qtr | 4th Qt |
|-------------------|-----|-------|-----------|-----------|---------|---------|--------|
| 5 PRECOCIOUS KATE | 1   | 0.0m  | 18.1m (2) | 13.4m (1) | 2:17.30 | 28.08s  | 28.44s |
| 8 LITTLEMICKEY    | 2   | 2.1m  | 13.6m (2) | 0.0m (1)  | 2:17.46 | 27.44s  | 29.56s |
| 2 ESTIVAL         | 3   | 3.1m  | 0.0m (0)  | 2.2m (0)  | 2:17.54 | 28.56s  | 29.48s |
| 7 ENZED FLYER     | 4   | 16.2m | 10.5m (0) | 21.2m (1) | 2:18.55 | 29.18s  | 29.13s |
| 3 PEEJAY MACK     | 5   | 20.6m | 3.4m (1)  | 7.2m (1)  | 2:18.89 | 28.68s  | 30.47s |
| 4 MISTY RULER     | 6   | 47.3m | 8.5m (1)  | 17.8m (0) | 2:20.95 | 29.08s  | 31.77s |
| 1 SPICE BOY       | 7   | 85.1m | 5.7m (0)  | 25.6m (0) | 2:23.86 | 29.84s  | 34.12s |

## Finish Position and metres gained

First Arrow shows distance gain/loss from 2nd Qtr to 3rd Qtr, Second Arrow shows distance gain/loss from 3rd Qtr to Finish Blue arrow indicates best gain in these quarters.



Visual positions in race at 2nd Quarter

Visual positions in race at 3rd Quarter



# Marburg Race 2 Distance 1850m

Tuesday, 3 December 2024




Gross Time: 2:18.20 MileRate: 2:00.20 LeadTime: 17.10s First Qtr: 31.30s Second Qtr: 31.50s Third Qtr: 28.90s Fourth Qtr: 29.40s

DATA TABLE: 800 / 400 Posi's are position from leader and (how wide the horse was at that position)

| No | Horse               | Plc | Mar   | 800 Posi  | 400 Posi  | Time    | 3rd Qtr | 4th Qt |
|----|---------------------|-----|-------|-----------|-----------|---------|---------|--------|
| 3  | DOC HARVEY          | 1   | 0.0m  | 0.0m (0)  | 0.0m (0)  | 2:18.20 | 28.90s  | 29.40s |
| 7  | SHES CLASSY         | 2   | 1.9m  | 17.8m (2) | 4.1m (2)  | 2:18.35 | 27.92s  | 29.25s |
| 4  | COBBLER LANE        | 3   | 4.4m  | 6.7m (1)  | 6.6m (0)  | 2:18.54 | 28.90s  | 29.26s |
| 6  | TAPTHEKEG           | 4   | 6.9m  | 9.5m (0)  | 11.6m (1) | 2:18.73 | 29.06s  | 29.09s |
| 9  | SAINT LOUIS BEAT    | 5   | 8.8m  | 22.3m (2) | 8.3m (2)  | 2:18.88 | 27.90s  | 29.48s |
| 8  | GHOST TRAIN         | 6   | 19.1m | 27.3m (2) | 14.9m (2) | 2:19.67 | 28.02s  | 29.79s |
| 1  | DONT YOU BE NAUGHTY | 7   | 30.7m | 5.0m (0)  | 10.8m (0) | 2:20.57 | 29.32s  | 30.99s |
| 5  | WESTERN ACTION      | 8   | 33.7m | 2.2m (1)  | 3.9m (1)  | 2:20.80 | 29.02s  | 31.72s |
| 2  | WEDDING NIGHT       | 9   | 48.8m | 12.8m (1) | 18.2m (0) | 2:21.96 | 29.30s  | 31.84s |

## Finish Position and metres gained

First Arrow shows distance gain/loss from 2nd Qtr to 3rd Qtr, Second Arrow shows distance gain/loss from 3rd Qtr to Finish  
Blue arrow indicates best gain in these quarters.



# Marburg Race 3 Distance 1850m

Tuesday, 3 December 2024


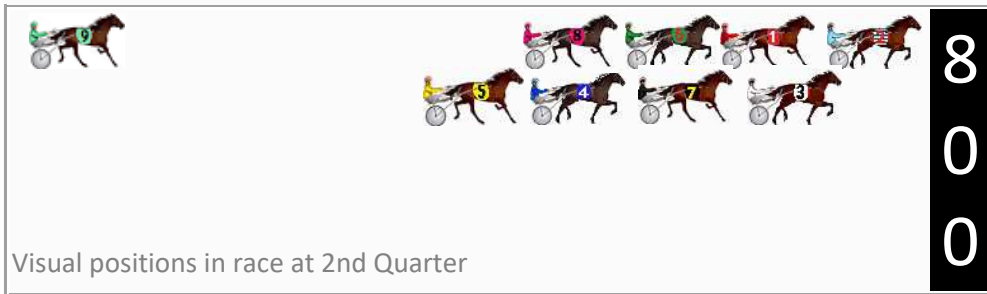
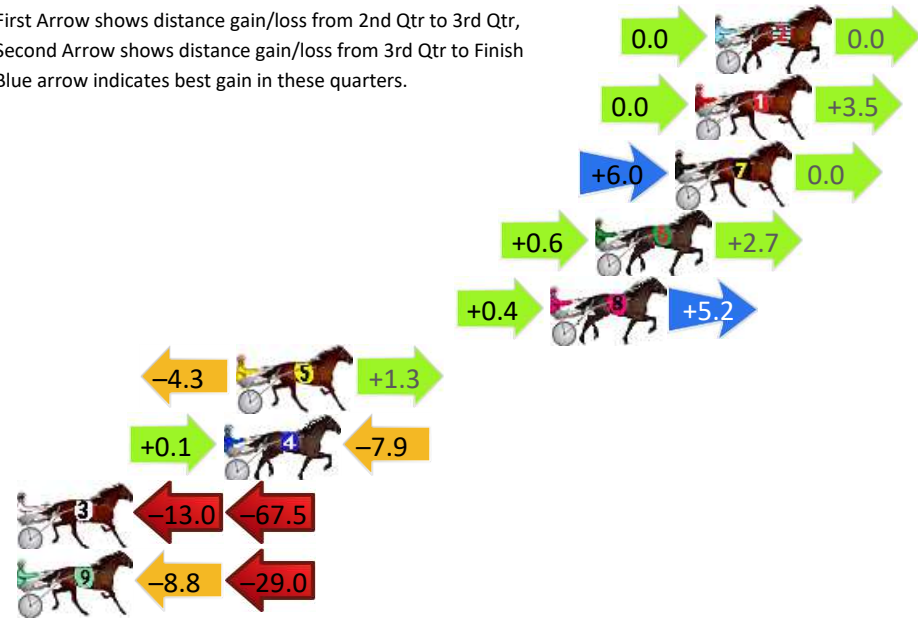
Gross Time: 2:17.40 MileRate: 1:59.50 LeadTime: 16.40s First Qtr: 30.80s Second Qtr: 30.40s Third Qtr: 29.80s Fourth Qtr: 30.00s

DATA TABLE: 800 / 400 Posi's are position from leader and (how wide the horse was at that position)

| No | Horse              | Plc | Mar   | 800 Posi  | 400 Posi  | Time    | 3rd Qtr | 4th Qt |
|----|--------------------|-----|-------|-----------|-----------|---------|---------|--------|
| 2  | HIGHWAY WRITER     | 1   | 0.0m  | 0.0m (0)  | 0.0m (0)  | 2:17.40 | 29.80s  | 30.00s |
| 1  | SARIE MARAIS       | 2   | 0.8m  | 4.3m (0)  | 4.3m (0)  | 2:17.46 | 29.80s  | 29.74s |
| 7  | CHANCELESS CENTURY | 3   | 1.6m  | 7.6m (1)  | 1.6m (1)  | 2:17.53 | 29.36s  | 30.01s |
| 6  | MY SECRET BEACH    | 4   | 4.8m  | 8.1m (0)  | 7.5m (1)  | 2:17.78 | 29.76s  | 29.82s |
| 8  | RIVER ROCK         | 5   | 6.6m  | 12.2m (0) | 11.8m (0) | 2:17.92 | 29.78s  | 29.64s |
| 5  | MAJORMISS          | 6   | 19.2m | 16.2m (1) | 20.5m (1) | 2:18.91 | 30.12s  | 29.99s |
| 4  | SCHOOBY            | 7   | 19.7m | 11.9m (1) | 11.8m (1) | 2:18.95 | 29.80s  | 30.67s |
| 3  | OLD ENGLISH        | 8   | 83.7m | 3.2m (1)  | 16.2m (1) | 2:23.98 | 30.76s  | 35.38s |
| 9  | BUN IN THE OVEN    | 9   | 86.9m | 49.1m (0) | 57.9m (0) | 2:24.23 | 30.46s  | 32.53s |

## Finish Position and metres gained

First Arrow shows distance gain/loss from 2nd Qtr to 3rd Qtr, Second Arrow shows distance gain/loss from 3rd Qtr to Finish  
Blue arrow indicates best gain in these quarters.



# Marburg Race 4 Distance 1850m

Tuesday, 3 December 2024


Gross Time: 2:16.00 MileRate: 1:58.30 LeadTime: 16.30s First Qtr: 29.20s Second Qtr: 31.10s Third Qtr: 30.10s Fourth Qtr: 29.30s

DATA TABLE: 800 / 400 Posi's are position from leader and (how wide the horse was at that position)

| No | Horse              | Plc | Mar   | 800 Posi  | 400 Posi  | Time    | 3rd Qtr | 4th Qt |
|----|--------------------|-----|-------|-----------|-----------|---------|---------|--------|
| 8  | MISTER DIAMOND     | 1   | 0.0m  | 13.4m (1) | 9.2m (2)  | 2:16.00 | 29.78s  | 28.62s |
| 7  | BEEF CITY STARZZZ  | 2   | 19.8m | 9.1m (1)  | 6.5m (1)  | 2:17.52 | 29.90s  | 30.34s |
| 2  | SHAKATIE           | 3   | 31.3m | 0.0m (0)  | 0.0m (0)  | 2:18.41 | 30.10s  | 31.71s |
| 5  | MANY DELIGHTS      | 4   | 32.6m | 17.7m (1) | 14.6m (1) | 2:18.50 | 29.86s  | 30.72s |
| 6  | THE CROM           | 4   | 32.6m | 13.9m (0) | 17.9m (0) | 2:18.50 | 30.38s  | 30.48s |
| 9  | MILLY AN EYRE      | 6   | 37.1m | 19.3m (0) | 20.6m (1) | 2:18.85 | 30.18s  | 30.63s |
| 3  | DOWNTOWN MANHATTAN | 7   | 44.8m | 4.3m (0)  | 6.0m (0)  | 2:19.44 | 30.22s  | 32.30s |
| 4  | COULD IT BE ME     | 8   | 53.5m | 23.5m (1) | 21.1m (2) | 2:20.11 | 29.90s  | 31.85s |
| 1  | LORD DENZEL        | 9   | 57.5m | 9.1m (0)  | 13.6m (0) | 2:20.42 | 30.42s  | 32.72s |

## Finish Position and metres gained

First Arrow shows distance gain/loss from 2nd Qtr to 3rd Qtr, Second Arrow shows distance gain/loss from 3rd Qtr to Finish  
Blue arrow indicates best gain in the 3rd quarter



800

Visual positions in race at 2nd Quarter



400

Visual positions in race at 3rd Quarter





# Marburg Race 5 Distance 1850m

Tuesday, 3 December 2024




Gross Time: 2:17.20 MileRate: 1:59.40 LeadTime: 16.70s First Qtr: 30.50s Second Qtr: 30.80s Third Qtr: 29.00s Fourth Qtr: 30.20s

DATA TABLE: 800 / 400 Posi's are position from leader and (how wide the horse was at that position)

| No | Horse             | Plc | Mar   | 800 Posi  | 400 Posi  | Time    | 3rd Qtr | 4th Qt |
|----|-------------------|-----|-------|-----------|-----------|---------|---------|--------|
| 8  | ROYAL STUDLEIGH   | 1   | 0.0m  | 3.3m (1)  | 0.6m (1)  | 2:17.20 | 28.80s  | 30.16s |
| 3  | FANCY LIKE BARBIE | 2   | 0.1m  | 7.8m (1)  | 4.4m (1)  | 2:17.21 | 28.76s  | 29.89s |
| 6  | IDEAL TIGER       | 3   | 3.4m  | 5.0m (0)  | 3.8m (0)  | 2:17.47 | 28.92s  | 30.19s |
| 1  | SHE DAZZLES       | 4   | 4.6m  | 0.0m (0)  | 0.0m (0)  | 2:17.56 | 29.00s  | 30.56s |
| 7  | CHEDDAR MADE BETA | 5   | 4.8m  | 8.9m (0)  | 8.2m (0)  | 2:17.58 | 28.96s  | 29.98s |
| 9  | GOTTA DREAM       | 6   | 13.9m | 19.4m (2) | 9.8m (2)  | 2:18.30 | 28.32s  | 30.58s |
| 4  | DIGBY DEMON       | 7   | 14.1m | 14.4m (2) | 5.4m (2)  | 2:18.31 | 28.36s  | 30.91s |
| 2  | MOLLIDOR          | 8   | 19.9m | 11.7m (1) | 10.9m (1) | 2:18.77 | 28.96s  | 30.97s |
| 5  | ARE YOU WITH ME   | 9   | 22.3m | 23.6m (2) | 13.6m (2) | 2:18.96 | 28.30s  | 30.96s |

## Finish Position and metres gained

First Arrow shows distance gain/loss from 2nd Qtr to 3rd Qtr, Second Arrow shows distance gain/loss from 3rd Qtr to Finish  
Blue arrow indicates best gain in these quarters.



# Marburg Race 6 Distance 1850m

Tuesday, 3 December 2024



Gross Time: 2:16.70 MileRate: 1:59.00 LeadTime: 16.00s First Qtr: 28.80s Second Qtr: 32.20s Third Qtr: 29.30s Fourth Qtr: 30.40s

DATA TABLE: 800 / 400 Posi's are position from leader and (how wide the horse was at that position)


| NoHorse             | Plc | Mar   | 800 Posi  | 400 Posi  | Time    | 3rd Qtr | 4th Qt |
|---------------------|-----|-------|-----------|-----------|---------|---------|--------|
| 7 TORQUE IN CONTROL | 1   | 0.0m  | 11.0m (1) | 0.0m (1)  | 2:16.70 | 28.50s  | 30.40s |
| 8 DASHNDOT          | 2   | 0.4m  | 15.9m (1) | 7.0m (2)  | 2:16.73 | 28.66s  | 29.91s |
| 9 ALTANA BLUE       | 3   | 1.7m  | 20.3m (1) | 10.3m (3) | 2:16.84 | 28.58s  | 29.78s |
| 5 MISS PAU          | 4   | 4.9m  | 24.7m (1) | 14.6m (2) | 2:17.09 | 28.58s  | 29.71s |
| 6 ROSEANNE RUBY     | 5   | 7.2m  | 8.8m (0)  | 11.9m (1) | 2:17.27 | 29.54s  | 30.09s |
| 1 CRIME TIME        | 6   | 8.5m  | 4.4m (0)  | 11.3m (0) | 2:17.38 | 29.82s  | 30.24s |
| 3 OUR DOLLY         | 7   | 9.5m  | 2.2m (1)  | 1.1m (0)  | 2:17.46 | 29.22s  | 31.08s |
| 2 ROCCO VARIETY     | 8   | 9.8m  | 6.6m (1)  | 6.5m (1)  | 2:17.48 | 29.30s  | 30.70s |
| 4 GELDOF            | 9   | 41.2m | 0.0m (0)  | 7.0m (0)  | 2:19.98 | 29.82s  | 33.16s |

## Finish Position and metres gained

First Arrow shows distance gain/loss from 2nd Qtr to 3rd Qtr, Second Arrow shows distance gain/loss from 3rd Qtr to Finish  
Blue arrow indicates best gain in these quarters.



Visual positions in race at 2nd Quarter



Visual positions in race at 3rd Quarter




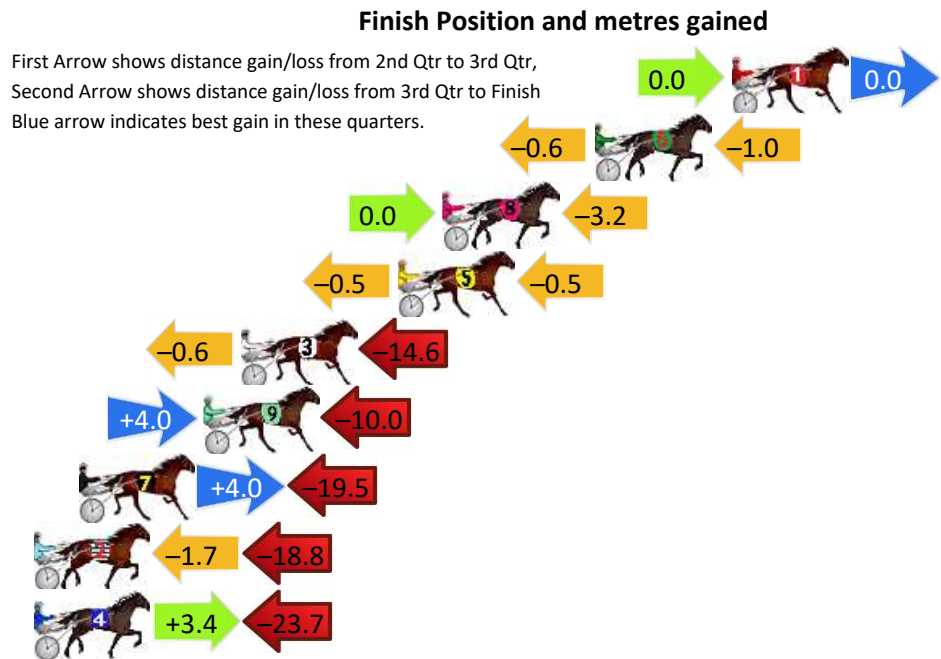
# Marburg Race 7 Distance 2200m

Tuesday, 3 December 2024

Gross Time: 2:43.60 MileRate: 1:59.70 LeadTime: 44.50s First Qtr: 30.80s Second Qtr: 30.90s Third Qtr: 28.60s Fourth Qtr: 28.80s

DATA TABLE: 800 / 400 Posi's are position from leader and (how wide the horse was at that position)

| No | Horse             | Plc | Mar   | 800 Posi  | 400 Posi  | Time    | 3rd Qtr | 4th Qt |
|----|-------------------|-----|-------|-----------|-----------|---------|---------|--------|
| 1  | KISS ON THE BEACH | 1   | 0.0m  | 0.0m (0)  | 0.0m (0)  | 2:43.60 | 28.60s  | 28.80s |
| 6  | LULU LUCIFER      | 2   | 5.5m  | 3.9m (0)  | 4.5m (0)  | 2:44.02 | 28.64s  | 28.90s |
| 8  | CAPTAIN FOXTROT   | 3   | 11.6m | 8.4m (0)  | 8.4m (0)  | 2:44.48 | 28.60s  | 29.08s |
| 5  | KEAYANG TARA      | 4   | 13.4m | 12.4m (0) | 12.9m (0) | 2:44.61 | 28.64s  | 28.89s |
| 3  | JAY TEE TYRON     | 5   | 19.7m | 4.5m (1)  | 5.1m (1)  | 2:45.09 | 28.64s  | 29.93s |
| 9  | ROLAMAX           | 6   | 21.2m | 15.2m (2) | 11.2m (3) | 2:45.20 | 28.32s  | 29.60s |
| 7  | ANTETOKOUNMPO     | 7   | 26.2m | 10.7m (2) | 6.7m (2)  | 2:45.58 | 28.32s  | 30.30s |
| 2  | ARTISTIC SAINT    | 8   | 29.5m | 9.0m (1)  | 10.7m (1) | 2:45.83 | 28.72s  | 30.27s |
| 4  | ROCKNROLL MAX     | 9   | 39.4m | 19.1m (2) | 15.7m (2) | 2:46.58 | 28.36s  | 30.66s |



# Marburg Race 8 Distance 1850m

Tuesday, 3 December 2024

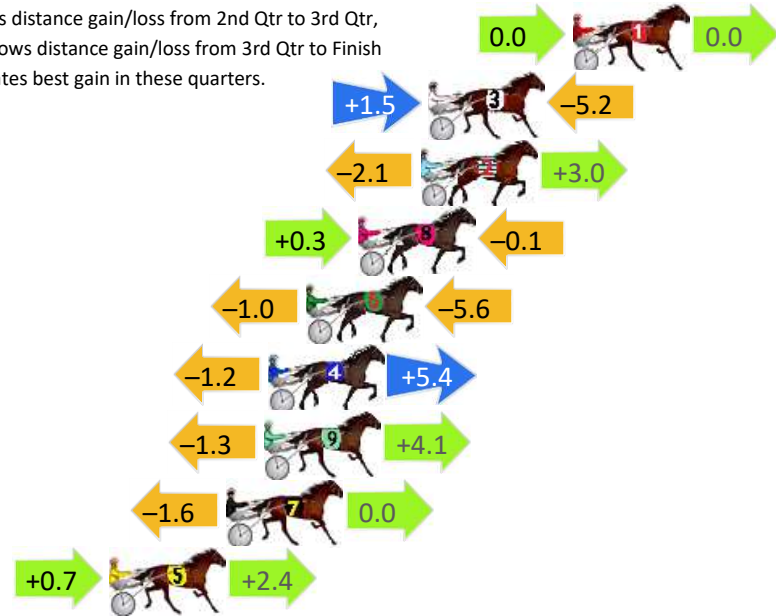
Gross Time: 2:16.30 MileRate: 1:58.60 LeadTime: 16.50s First Qtr: 32.90s Second Qtr: 30.30s Third Qtr: 27.50s Fourth Qtr: 29.10s

DATA TABLE: 800 / 400 Posi's are position from leader and (how wide the horse was at that position)

| No | Horse            | Plc | Mar   | 800 Posi  | 400 Posi  | Time    | 3rd Qtr | 4th Qt |
|----|------------------|-----|-------|-----------|-----------|---------|---------|--------|
| 1  | HES SWEET        | 1   | 0.0m  | 0.0m (0)  | 0.0m (0)  | 2:16.30 | 27.50s  | 29.10s |
| 3  | ARNOLD STREET    | 2   | 5.8m  | 2.1m (1)  | 0.6m (1)  | 2:16.74 | 27.40s  | 29.50s |
| 2  | GRIGORA          | 3   | 6.1m  | 7.0m (1)  | 9.1m (1)  | 2:16.77 | 27.66s  | 28.93s |
| 8  | BEAU STEELE      | 4   | 8.6m  | 8.8m (0)  | 8.5m (0)  | 2:16.96 | 27.50s  | 29.16s |
| 6  | KELLOSHIEL       | 5   | 10.7m | 4.1m (0)  | 5.1m (1)  | 2:17.12 | 27.58s  | 29.56s |
| 4  | BELL RIVER BOY   | 6   | 12.2m | 16.4m (1) | 17.6m (2) | 2:17.23 | 27.62s  | 28.79s |
| 9  | SWOOPING EAGLE   | 7   | 12.4m | 15.2m (0) | 16.5m (0) | 2:17.25 | 27.62s  | 28.89s |
| 7  | BLUE SUEDE ROCKA | 8   | 13.9m | 12.3m (1) | 13.9m (1) | 2:17.36 | 27.64s  | 29.18s |
| 5  | ROCKTIME         | 9   | 18.6m | 21.7m (0) | 21.0m (1) | 2:17.72 | 27.50s  | 29.04s |

## Finish Position and metres gained

First Arrow shows distance gain/loss from 2nd Qtr to 3rd Qtr,  
Second Arrow shows distance gain/loss from 3rd Qtr to Finish  
Blue arrow indicates best gain in these quarters.



800

Visual positions in race at 2nd Quarter



400

Visual positions in race at 3rd Quarter

