

Marburg Race 1 Distance 1850m

Sunday, 2 March 2025

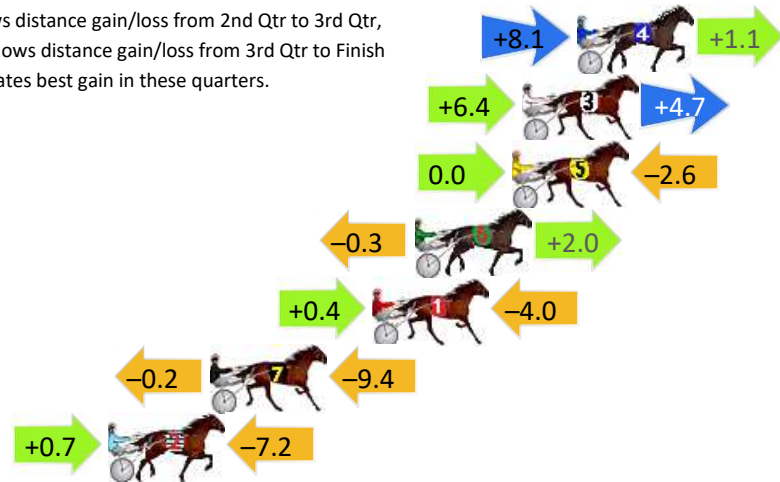
Gross Time: 2:21.80 MileRate: 2:03.40 LeadTime: 16.30s First Qtr: 32.60s Second Qtr: 31.90s Third Qtr: 31.40s Fourth Qtr: 29.60s

DATA TABLE: 800 / 400 Posi's are position from leader and (how wide the horse was at that position)

No	Horse	Plc	Mar	800 Posi	400 Posi	Time	3rd Qtr	4th Qt
4	Wecanonlydream	1	0.0m	9.2m (1)	1.1m (1)	2:21.80	30.76s	29.52s
3	Gleneagle Hunter	2	2.2m	13.3m (1)	6.9m (2)	2:21.97	30.88s	29.25s
5	Sooty Under Fire	3	2.6m	0.0m (0)	0.0m (0)	2:22.00	31.40s	29.80s
6	Allshecanbe	4	6.5m	8.2m (0)	8.5m (0)	2:22.30	31.40s	29.46s
1	Alwaysmissingyou	5	8.2m	4.6m (0)	4.2m (0)	2:22.44	31.36s	29.92s
7	Keayang Lacey	6	14.7m	5.1m (1)	5.3m (1)	2:22.94	31.40s	30.34s
2	Punters Princess	7	18.8m	12.3m (0)	11.6m (1)	2:23.26	31.32s	30.18s

Finish Position and metres gained

First Arrow shows distance gain/loss from 2nd Qtr to 3rd Qtr, Second Arrow shows distance gain/loss from 3rd Qtr to Finish Blue arrow indicates best gain in these quarters.



Visual positions in race at 2nd Quarter



Visual positions in race at 3rd Quarter



Marburg Race 2 Distance 1850m

Sunday, 2 March 2025



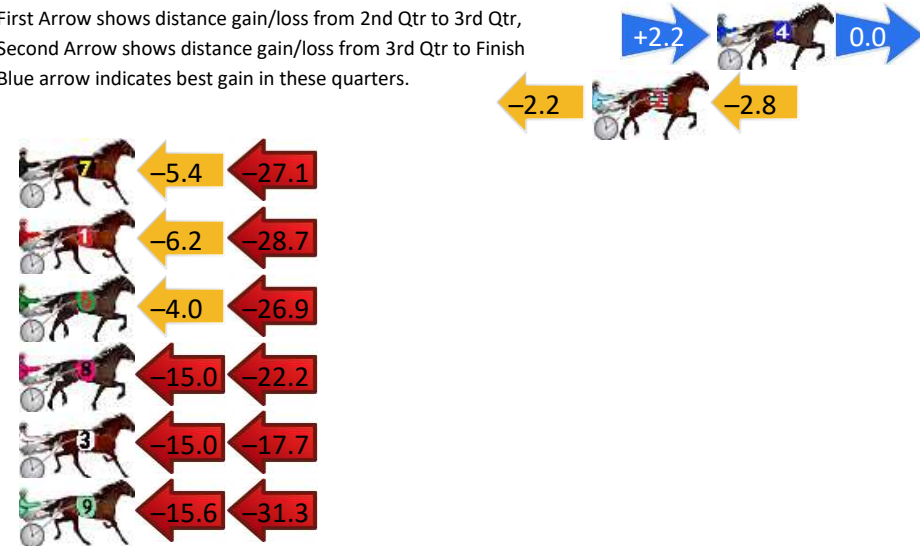
Gross Time: 2:17.10 MileRate: 1:59.30 LeadTime: 16.30s First Qtr: 30.30s Second Qtr: 30.60s Third Qtr: 29.90s Fourth Qtr: 30.00s

DATA TABLE: 800 / 400 Posi's are position from leader and (how wide the horse was at that position)

No	Horse	Plc	Mar	800 Posi	400 Posi	Time	3rd Qtr	4th Qt
4	Stormboy Star	1	0.0m	2.2m (1)	0.0m (1)	2:17.10	29.74s	30.00s
2	Todays Hero	2	5.0m	0.0m (0)	2.2m (0)	2:17.49	30.06s	30.23s
7	Mustang Dude	3	39.5m	7.0m (1)	12.4m (1)	2:20.20	30.30s	32.18s
1	Tuffy	4	39.5m	4.6m (0)	10.8m (0)	2:20.20	30.36s	32.30s
6	Baby Ginnie	5	43.8m	12.9m (1)	16.9m (1)	2:20.54	30.20s	32.18s
8	Deep Regret	6	62.5m	25.3m (0)	40.3m (0)	2:22.01	31.02s	31.91s
3	Snack Time Rocks	7	62.8m	30.1m (0)	45.1m (2)	2:22.03	31.02s	31.57s
9	Our Little Skipper	8	75.4m	28.5m (1)	44.1m (1)	2:23.02	31.06s	32.64s

Finish Position and metres gained

First Arrow shows distance gain/loss from 2nd Qtr to 3rd Qtr, Second Arrow shows distance gain/loss from 3rd Qtr to Finish
Blue arrow indicates best gain in these quarters.



Marburg Race 3 Distance 1850m

Sunday, 2 March 2025



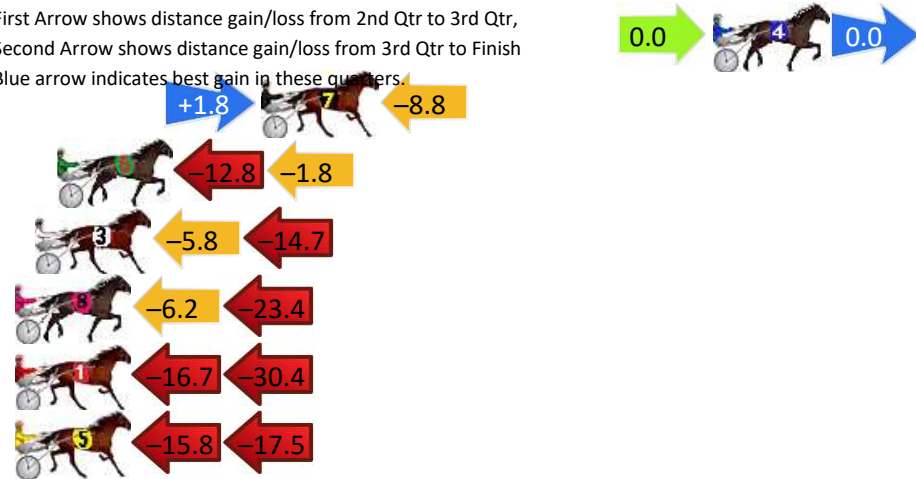
Gross Time: 2:18.10 MileRate: 2:00.10 LeadTime: 17.50s First Qtr: 30.60s Second Qtr: 30.80s Third Qtr: 28.90s Fourth Qtr: 30.30s

DATA TABLE: 800 / 400 Posi's are position from leader and (how wide the horse was at that position)

NoHorse	Plc	Mar	800 Posi	400 Posi	Time	3rd Qtr	4th Qt
4 Highview Sadler	1	0.0m	0.0m (0)	0.0m (0)	2:18.10	28.90s	30.30s
7 Mollidor	2	18.1m	11.1m (1)	9.3m (1)	2:19.54	28.78s	31.06s
6 Doc Harvey	3	26.3m	11.7m (0)	24.5m (2)	2:20.19	29.86s	30.59s
3 Hold Back The River	4	27.2m	6.7m (1)	12.5m (0)	2:20.26	29.34s	31.54s
8 Rocco Variety	5	45.2m	15.6m (1)	21.8m (1)	2:21.69	29.38s	32.29s
1 Dont Yoube Naughty	6	53.8m	6.7m (0)	23.4m (0)	2:22.37	30.14s	32.85s
5 Kiwi Royalty	7	53.9m	20.6m (0)	36.4m (0)	2:22.38	30.10s	31.90s

Finish Position and metres gained

First Arrow shows distance gain/loss from 2nd Qtr to 3rd Qtr, Second Arrow shows distance gain/loss from 3rd Qtr to Finish. Blue arrow indicates best gain in these quarters.



Marburg Race 4 Distance 1850m

Sunday, 2 March 2025

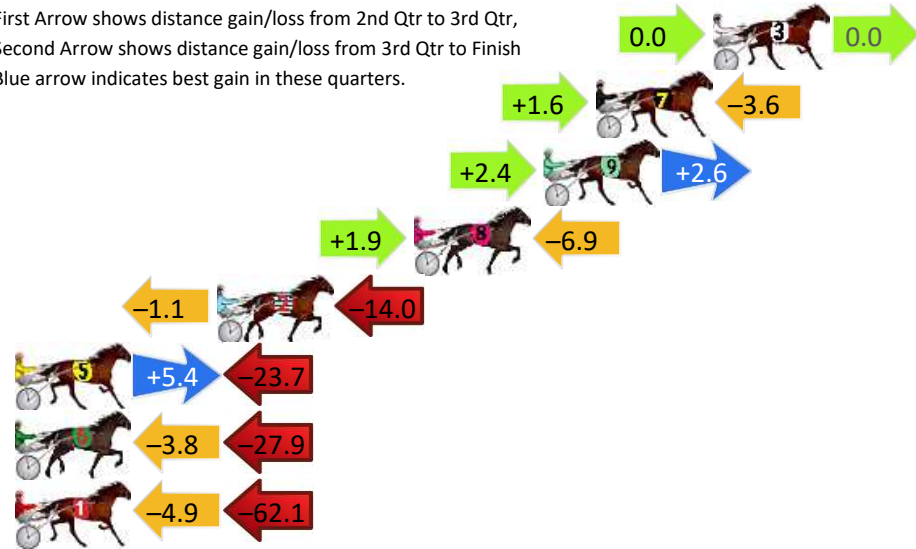
Gross Time: 2:19.10 MileRate: 2:01.00 LeadTime: 17.10s First Qtr: 30.70s Second Qtr: 31.50s Third Qtr: 30.00s Fourth Qtr: 29.80s

DATA TABLE: 800 / 400 Posi's are position from leader and (how wide the horse was at that position)

No	Horse	Plc	Mar	800 Posi	400 Posi	Time	3rd Qtr	4th Qt
3	Singer Snap	1	0.0m	0.0m (0)	0.0m (0)	2:19.10	30.00s	29.80s
7	Yella	2	4.7m	2.7m (1)	1.1m (1)	2:19.47	29.88s	30.09s
9	Night Ninja	3	6.8m	11.8m (1)	9.4m (1)	2:19.63	29.82s	29.63s
8	Tapthekeg	4	12.0m	7.0m (1)	5.1m (1)	2:20.04	29.86s	30.36s
2	Shakatie	5	19.9m	4.8m (0)	5.9m (0)	2:20.65	30.08s	30.91s
5	Captain Oh Captain	6	38.2m	19.9m (1)	14.5m (2)	2:22.08	29.60s	31.70s
6	Many Delights	7	45.7m	14.0m (0)	17.8m (1)	2:22.67	30.28s	32.05s
1	Colette	8	76.1m	9.1m (0)	14.0m (0)	2:25.04	30.36s	34.70s

Finish Position and metres gained

First Arrow shows distance gain/loss from 2nd Qtr to 3rd Qtr,
Second Arrow shows distance gain/loss from 3rd Qtr to Finish
Blue arrow indicates best gain in these quarters.



8
0
0

Visual positions in race at 2nd Quarter



4
0
0

Visual positions in race at 3rd Quarter



Marburg Race 5 Distance 1850m

Sunday, 2 March 2025




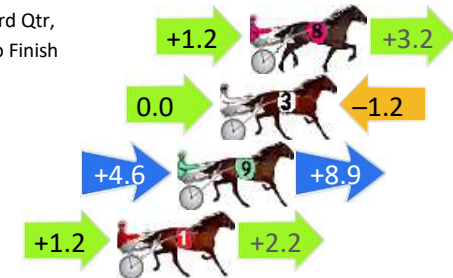
Gross Time: 2:18.20 MileRate: 2:00.30 LeadTime: 15.50s First Qtr: 32.30s Second Qtr: 30.40s Third Qtr: 29.50s Fourth Qtr: 30.50s

DATA TABLE: 800 / 400 Posi's are position from leader and (how wide the horse was at that position)

No	Horse	Plc	Mar	800 Posi	400 Posi	Time	3rd Qtr	4th Qt
8	Crime Time	1	0.0m	4.4m (1)	3.2m (1)	2:18.20	29.42s	30.26s
3	Get Me Outta Here	2	1.2m	0.0m (0)	0.0m (0)	2:18.30	29.50s	30.60s
9	Melton Insulted	3	2.9m	16.4m (1)	11.8m (1)	2:18.43	29.18s	29.85s
1	Man Of Action	4	5.3m	8.7m (0)	7.5m (1)	2:18.62	29.42s	30.36s
4	Roseanne Ruby	5	31.4m	4.4m (0)	7.8m (0)	2:20.71	29.76s	32.43s
6	Our Dolly	6	39.5m	19.1m (0)	33.3m (1)	2:21.35	30.58s	31.17s
7	Spice Boy	7	53.1m	24.0m (0)	37.6m (1)	2:22.44	30.54s	31.94s
2	Jelignite Jack	8	129.2m	12.0m (1)	31.7m (0)	2:28.51	30.98s	38.45s
5	Foxi Five	9	132.8m	75.8m (0)	87.4m (0)	2:28.80	30.46s	34.58s

Finish Position and metres gained

First Arrow shows distance gain/loss from 2nd Qtr to 3rd Qtr, Second Arrow shows distance gain/loss from 3rd Qtr to Finish
Blue arrow indicates best gain in these quarters.



Marburg Race 6 Distance 1850m

Sunday, 2 March 2025



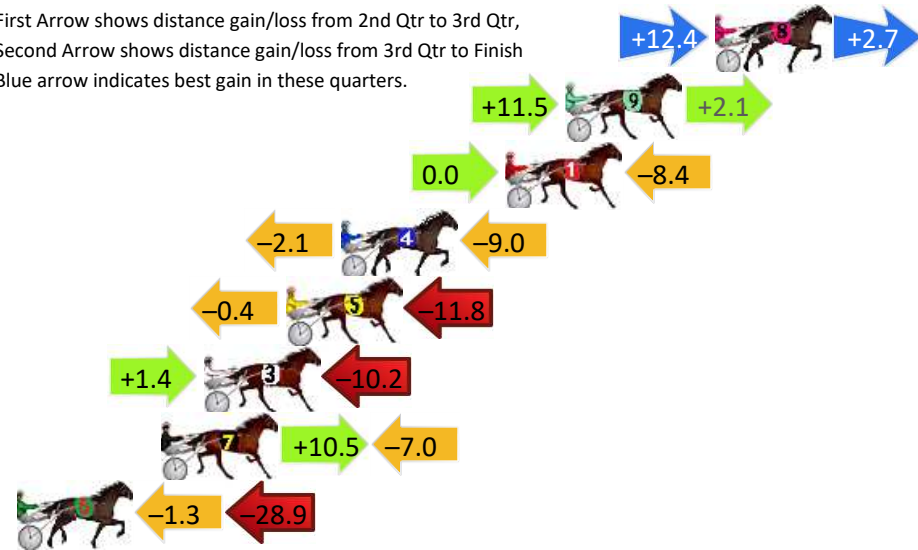
Gross Time: 2:17.80 MileRate: 1:58.60 LeadTime: 19.80s First Qtr: 29.60s Second Qtr: 29.00s Third Qtr: 28.80s Fourth Qtr: 30.60s

DATA TABLE: 800 / 400 Posi's are position from leader and (how wide the horse was at that position)

No	Horse	Plc	Mar	800 Posi	400 Posi	Time	3rd Qtr	4th Qt
8	Madrigal	1	0.0m	15.1m (2)	2.7m (2)	2:17.80	27.92s	30.40s
9	Misty Creek	2	6.0m	19.6m (2)	8.1m (2)	2:18.28	28.00s	30.48s
1	Sir Jujon	3	8.4m	0.0m (0)	0.0m (0)	2:18.47	28.80s	31.27s
4	Altana Blue	4	15.0m	3.9m (1)	6.0m (1)	2:19.00	28.96s	31.36s
5	Beau Steele	5	17.2m	5.0m (0)	5.4m (0)	2:19.18	28.84s	31.58s
3	One Last Roll	6	20.5m	11.7m (0)	10.3m (0)	2:19.44	28.72s	31.48s
7	Azor Ahai	7	22.2m	25.7m (1)	15.2m (2)	2:19.58	28.08s	31.26s
6	Magicol Ideal	8	40.8m	10.6m (1)	11.9m (1)	2:21.07	28.92s	32.99s

Finish Position and metres gained

First Arrow shows distance gain/loss from 2nd Qtr to 3rd Qtr,
Second Arrow shows distance gain/loss from 3rd Qtr to Finish
Blue arrow indicates best gain in these quarters.



Visual positions in race at 2nd Quarter

Visual positions in race at 3rd Quarter



Marburg Race 7 Distance 1850m



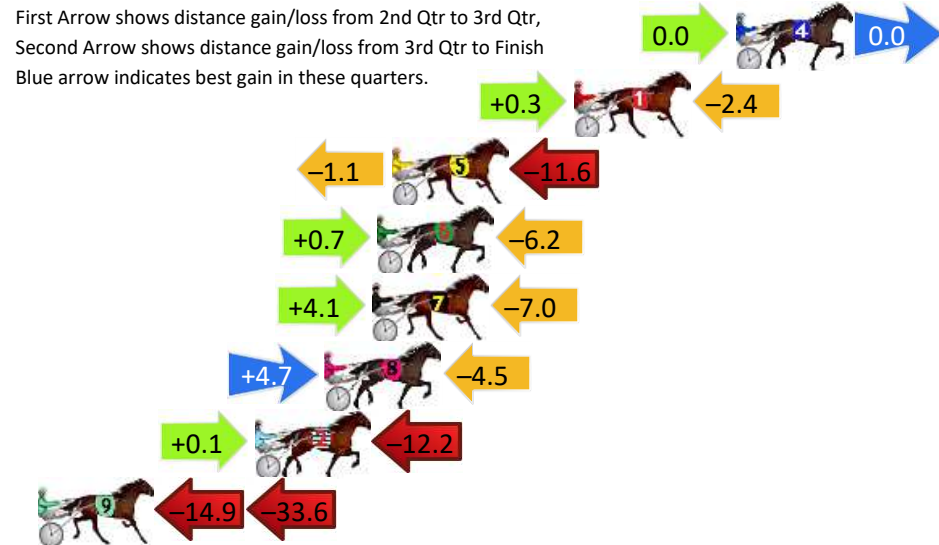
Sunday, 2 March 2025

Gross Time: 2:15.50 MileRate: 1:57.90 LeadTime: 16.00s First Qtr: 30.50s Second Qtr: 30.00s Third Qtr: 29.00s Fourth Qtr: 30.00s

DATA TABLE: 800 / 400 Posi's are position from leader and (how wide the horse was at that position)

No	Horse	Plc	Mar	800 Posi	400 Posi	Time	3rd Qtr	4th Qt
4	B Mac C	1	0.0m	0.0m (0)	0.0m (0)	2:15.50	29.00s	30.00s
1	Dream Melody	2	6.5m	4.4m (0)	4.1m (0)	2:16.01	28.98s	30.21s
5	Im Boo	3	13.8m	1.1m (1)	2.2m (1)	2:16.58	29.08s	30.92s
6	Studleigh Anne	4	14.4m	8.9m (0)	8.2m (0)	2:16.63	28.96s	30.53s
7	Major Slip Up	5	14.6m	11.7m (1)	7.6m (2)	2:16.65	28.72s	30.59s
8	The Mighty Mondo	6	16.5m	16.7m (1)	12.0m (2)	2:16.80	28.68s	30.42s
2	Dashndot	7	19.3m	7.2m (1)	7.1m (1)	2:17.02	29.00s	31.00s
9	Feelin Flirty	8	72.9m	24.4m (0)	39.3m (0)	2:21.23	30.12s	32.85s

Finish Position and metres gained



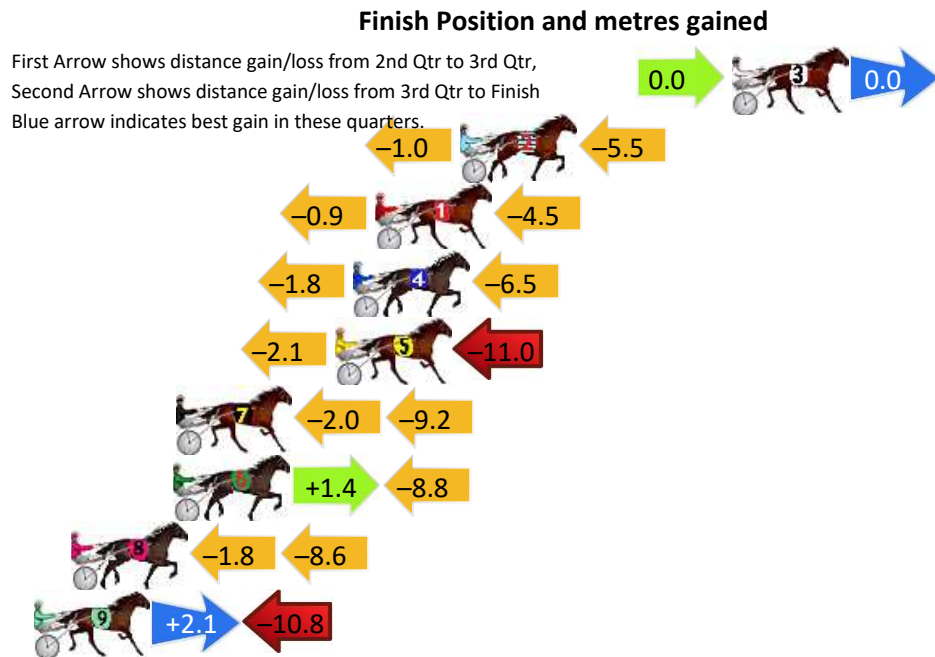
Marburg Race 8 Distance 1850m

Sunday, 2 March 2025

Gross Time: 2:15.90 MileRate: 1:58.30 LeadTime: 16.40s First Qtr: 30.80s Second Qtr: 29.50s Third Qtr: 29.00s Fourth Qtr: 30.20s

DATA TABLE: 800 / 400 Posi's are position from leader and (how wide the horse was at that position)

No	Horse	Plc	Mar	800 Posi	400 Posi	Time	3rd Qtr	4th Qt
3	Whos Watching Lily	1	0.0m	0.0m (0)	0.0m (0)	2:15.90	29.00s	30.20s
2	Gracena	2	10.9m	4.4m (0)	5.4m (0)	2:16.76	29.08s	30.66s
1	Ultimate Hunter	3	14.3m	8.9m (0)	9.8m (0)	2:17.03	29.08s	30.61s
4	Jakki Mun	4	15.2m	6.9m (1)	8.7m (2)	2:17.10	29.14s	30.76s
5	Celestine	5	15.9m	2.8m (1)	4.9m (1)	2:17.16	29.16s	31.10s
7	Artistic Saint	6	22.3m	11.1m (1)	13.1m (1)	2:17.66	29.16s	31.00s
6	Sporting Tristar	7	22.4m	15.0m (1)	13.6m (2)	2:17.67	28.92s	30.97s
8	Write About Angus	8	26.5m	16.1m (0)	17.9m (1)	2:18.00	29.16s	30.98s
9	Grigora	9	28.7m	20.0m (1)	17.9m (2)	2:18.17	28.88s	31.15s



Visual positions in race at 2nd Quarter



Visual positions in race at 3rd Quarter