



Aquis Park Gold Coast QLD Professional

Race 1: Ac-Tec Services QTIS Three-Years-Old BM62 Handicap - 900m

01 November 2022 - 12:29



Track Rating: Good 4, Weather: Scattered Clouds, Rail Position: +1m 1800m-350m; True Remainder

Section												Last 600m					
Field Times												0:33.82					
		Overall	800m	600m	400m	200m											
		0:51.91 (0:07.79)	0:44.12 (0:10.30)	0:33.82 (0:10.60)	0:23.22 (0:11.09)	0:12.13 (0:12.13)											
Rank	TAB	Horse/Jockey	Barrier	Top Speed [km/h]	Fastest Section											Margin	Distance Travelled [m]
1	6	DEEP MYSTIQUE Sean Cormack	3	72.4 800m	0:08.10 Overall	0:51.91 [1] (0:08.10)	0:43.81 [4] (0:10.21)	0:33.60 [4] (0:10.53)	0:23.07 [3] (0:11.06)	0:12.01 [3] (0:12.01)	0:51.91	0:33.60					
2	5	PRINCESS MARIAN Hannah Richardson	5	71.2 800m	0:07.79 Overall	0:51.92 [2] (0:07.79)	0:44.13 [1] (0:10.33)	0:33.80 [1] (0:10.66)	0:23.14 [1] (0:11.00)	0:12.14 [1] (0:12.14)	0.1L	0:33.80	+2				
3	3	HATTUSA Noel Callow	2	70.1 600m	0:08.65 Overall	0:51.94 [3] (0:08.65)	0:43.29 [6] (0:10.77)	0:32.52 [6] (0:10.61)	0:21.91 [5] (0:10.59)	0:11.32 [5] (0:11.32)	0.2L	0:32.52	+3				
4	4	UNO MOON Troy See	4	72.0 800m	0:08.02 Overall	0:51.99 [4] (0:08.02)	0:43.97 [3] (0:10.27)	0:33.70 [3] (0:10.64)	0:23.06 [4] (0:11.03)	0:12.03 [4] (0:12.03)	0.4L	0:33.70	+3				
5	2	FLYING RUPERT Robbie Fradd	7	72.9 800m	0:07.89 Overall	0:52.52 [5] (0:07.89)	0:44.63 [2] (0:10.20)	0:34.43 [2] (0:10.60)	0:23.83 [2] (0:11.21)	0:12.62 [2] (0:12.62)	3.4L	0:34.43	+5				
6	1	MISHANI SPARTAN Yvette Lewis	1	68.9 400m	0:08.87 Overall	0:52.71 [6] (0:08.87)	0:43.84 [7] (0:11.11)	0:32.73 [7] (0:10.76)	0:21.97 [7] (0:10.63)	0:11.34 [7] (0:11.34)	4.4L	0:32.73	+2				
7	7	DOMUS DEI Anthony Allen	6	67.7 800m	0:08.21 Overall	0:53.51 [7] (0:08.21)	0:45.30 [5] (0:10.81)	0:34.49 [5] (0:11.11)	0:23.38 [6] (0:11.15)	0:12.23 [6] (0:12.23)	8.9L	0:34.49	+2				

[] Ranking at each section and finish
 -:-:- No data available at this section
 NA No data available

SCN Saddle cloth number
 DNF Did not finish
 DNT Did not track



Horse/Jockey Name	Deep Mystique
Final Rank	1
Fastest Section Time (Section)	0:08.10 (Overall)
Top Speed [km/h] (Section)	72.4 (800m)
Race State	Finished



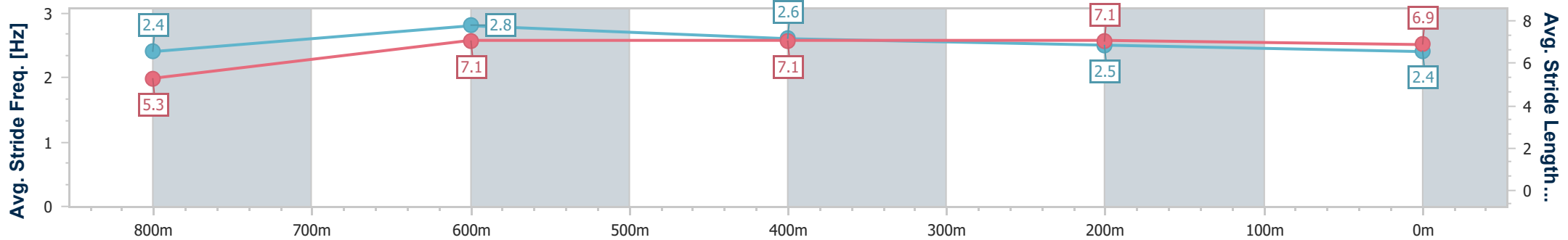
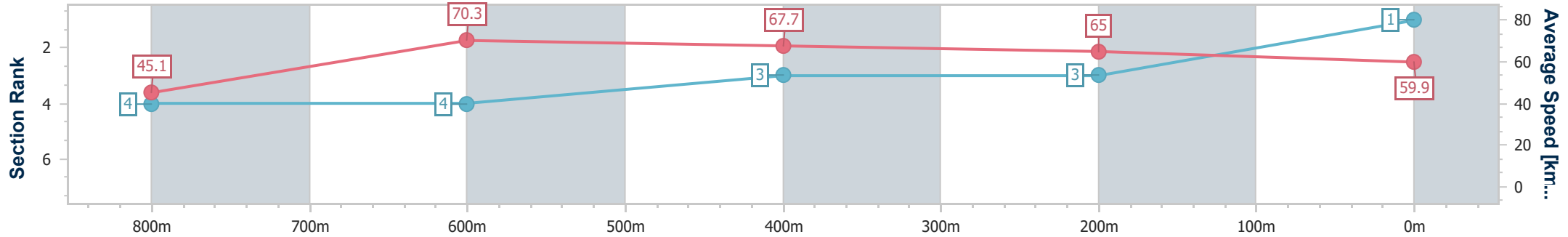
Aquis Park Gold Coast QLD Professional
Race 1: Ac-Tec Services QTIS Three-Years-Old BM62 Handicap - 900m



01 November 2022 - 12:29

Track Rating: Good 4, Weather: Scattered Clouds, Rail Position: +1m 1800m-350m; True Remainder

Section	Overall	800m	600m	400m	200m
Section Times	0:51.91 [1] (0:08.10)	0:43.81 [4] (0:10.21)	0:33.60 [4] (0:10.53)	0:23.07 [3] (0:11.06)	0:12.01 [3] (0:12.01)
Average Speed [km/h]	45.1	70.3	67.7	65.0	59.9
Top Speed [km/h]	70.3	72.4	70.0	66.5	63.3
Avg. Dist. to Rail [m]	5.3	1.1	1.9	0.8	2.2
Avg. Stride Freq. [Hz]	2.4	2.8	2.6	2.5	2.4
Avg. Stride Length [m]	5.3	7.1	7.1	7.1	6.9



- [] Ranking at each section and finish
- .-.- No data available at this section
- NA No data available



Horse/Jockey Name	Princess Marian
Final Rank	2
Fastest Section Time (Section)	0:07.79 (Overall)
Top Speed [km/h] (Section)	71.2 (800m)
Race State	Finished



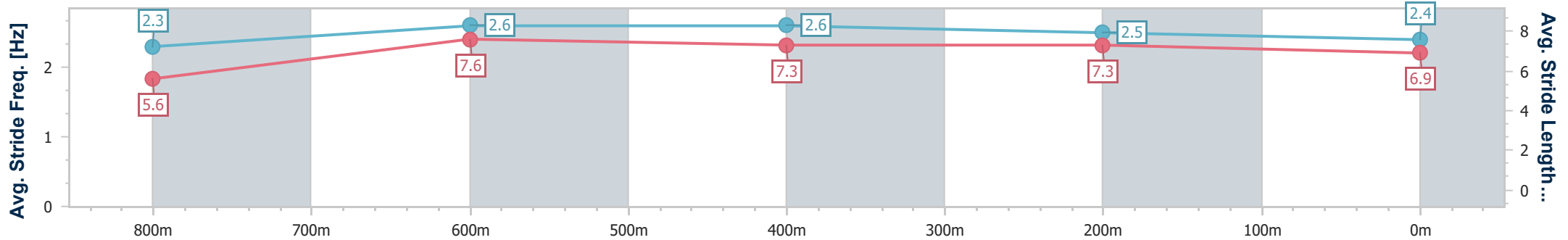
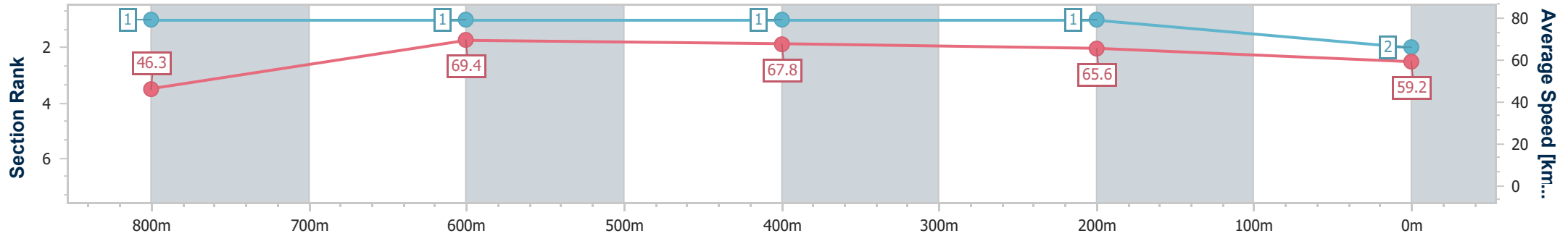
Aquis Park Gold Coast QLD Professional
Race 1: Ac-Tec Services QTIS Three-Years-Old BM62 Handicap - 900m



01 November 2022 - 12:29

Track Rating: Good 4, Weather: Scattered Clouds, Rail Position: +
 1m 1800m-350m; True Remainder

Section	Overall	800m	600m	400m	200m
Section Times	0:51.92 [2] (0:07.79)	0:44.13 [1] (0:10.33)	0:33.80 [1] (0:10.66)	0:23.14 [1] (0:11.00)	0:12.14 [1] (0:12.14)
Average Speed [km/h]	46.3	69.4	67.8	65.6	59.2
Top Speed [km/h]	66.9	71.2	70.6	67.9	62.7
Avg. Dist. to Rail [m]	7.3	1.5	0.8	1.3	0.3
Avg. Stride Freq. [Hz]	2.3	2.6	2.6	2.5	2.4
Avg. Stride Length [m]	5.6	7.6	7.3	7.3	6.9



- [] Ranking at each section and finish
- .-.- No data available at this section
- NA No data available



Horse/Jockey Name	Hattusa
Final Rank	3
Fastest Section Time (Section)	0:08.65 (Overall)
Top Speed [km/h] (Section)	70.1 (600m)
Race State	Finished



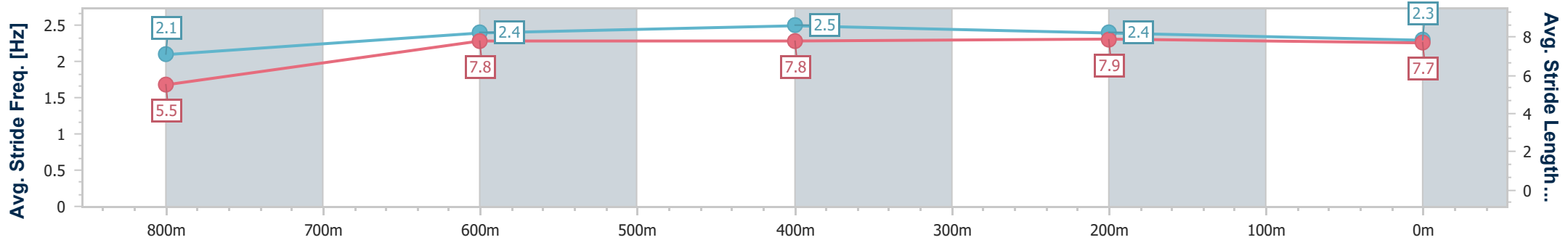
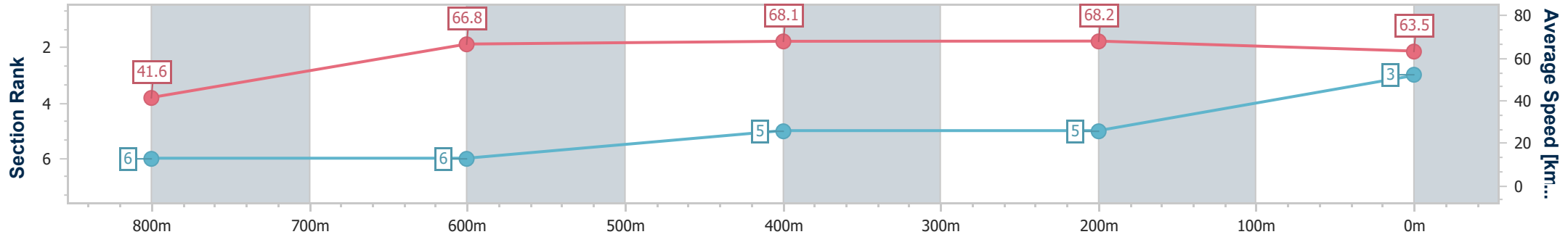
Aquis Park Gold Coast QLD Professional
Race 1: Ac-Tec Services QTIS Three-Years-Old BM62 Handicap - 900m



01 November 2022 - 12:29

Track Rating: Good 4, Weather: Scattered Clouds, Rail Position: +
 1m 1800m-350m; True Remainder

Section	Overall	800m	600m	400m	200m
Section Times	0:51.94 [3] (0:08.65)	0:43.29 [6] (0:10.77)	0:32.52 [6] (0:10.61)	0:21.91 [5] (0:10.59)	0:11.32 [5] (0:11.32)
Average Speed [km/h]	41.6	66.8	68.1	68.2	63.5
Top Speed [km/h]	61.7	68.3	70.1	68.8	67.6
Avg. Dist. to Rail [m]	3.9	1.1	0.7	2.6	6.8
Avg. Stride Freq. [Hz]	2.1	2.4	2.5	2.4	2.3
Avg. Stride Length [m]	5.5	7.8	7.8	7.9	7.7



- [] Ranking at each section and finish
- .-.- No data available at this section
- NA No data available



Horse/Jockey Name	Uno Moon
Final Rank	4
Fastest Section Time (Section)	0:08.02 (Overall)
Top Speed [km/h] (Section)	72.0 (800m)
Race State	Finished



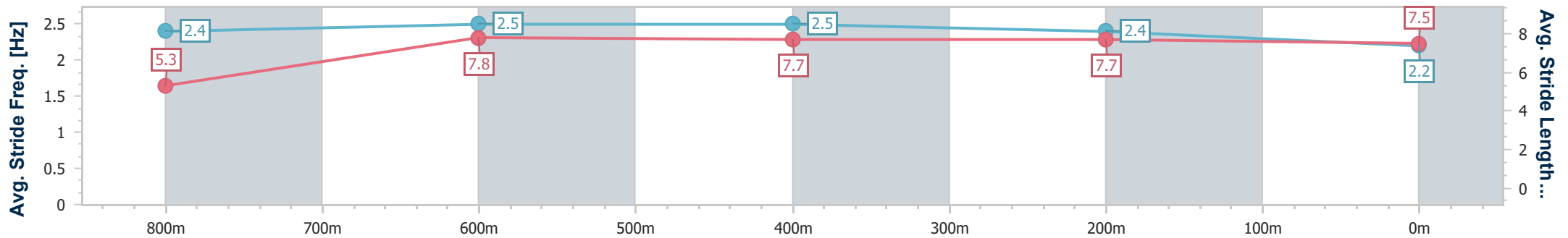
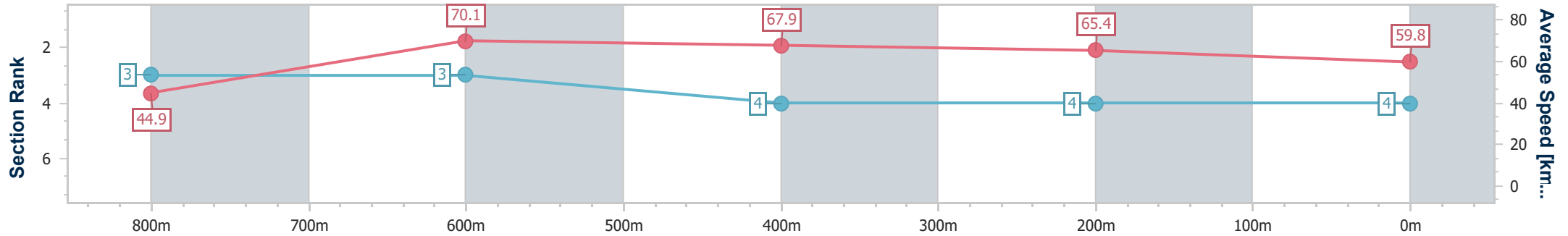
Aquis Park Gold Coast QLD Professional
 Race 1: Ac-Tec Services QTIS Three-Years-Old BM62 Handicap - 900m



01 November 2022 - 12:29

Track Rating: Good 4, Weather: Scattered Clouds, Rail Position: +
 1m 1800m-350m; True Remainder

Section	Overall	800m	600m	400m	200m
Section Times	0:51.99 [4] (0:08.02)	0:43.97 [3] (0:10.27)	0:33.70 [3] (0:10.64)	0:23.06 [4] (0:11.03)	0:12.03 [4] (0:12.03)
Average Speed [km/h]	44.9	70.1	67.9	65.4	59.8
Top Speed [km/h]	66.4	72.0	70.4	67.1	64.4
Avg. Dist. to Rail [m]	5.9	0.9	0.8	1.2	3.9
Avg. Stride Freq. [Hz]	2.4	2.5	2.5	2.4	2.2
Avg. Stride Length [m]	5.3	7.8	7.7	7.7	7.5



- [] Ranking at each section and finish
- .-.- No data available at this section
- NA No data available



Horse/Jockey Name	Flying Rupert
Final Rank	5
Fastest Section Time (Section)	0:07.89 (Overall)
Top Speed [km/h] (Section)	72.9 (800m)
Race State	Finished



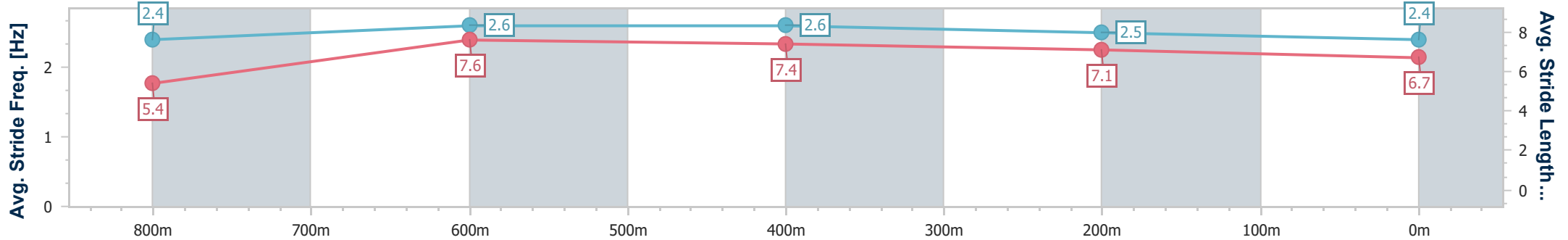
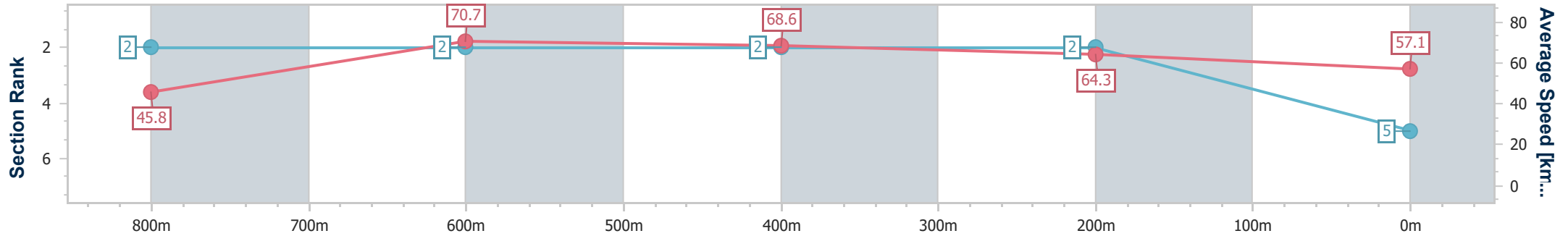
Aquis Park Gold Coast QLD Professional
Race 1: Ac-Tec Services QTIS Three-Years-Old BM62 Handicap - 900m



01 November 2022 - 12:29

Track Rating: Good 4, Weather: Scattered Clouds, Rail Position: +1m 1800m-350m; True Remainder

Section	Overall	800m	600m	400m	200m
Section Times	0:52.52 [5] (0:07.89)	0:44.63 [2] (0:10.20)	0:34.43 [2] (0:10.60)	0:23.83 [2] (0:11.21)	0:12.62 [2] (0:12.62)
Average Speed [km/h]	45.8	70.7	68.6	64.3	57.1
Top Speed [km/h]	67.2	72.9	71.5	67.1	61.9
Avg. Dist. to Rail [m]	11.4	3.1	1.3	2.2	4.9
Avg. Stride Freq. [Hz]	2.4	2.6	2.6	2.5	2.4
Avg. Stride Length [m]	5.4	7.6	7.4	7.1	6.7



- [] Ranking at each section and finish
- .-.- No data available at this section
- NA No data available



Horse/Jockey Name	Mishani Spartan
Final Rank	6
Fastest Section Time (Section)	0:08.87 (Overall)
Top Speed [km/h] (Section)	68.9 (400m)
Race State	Finished



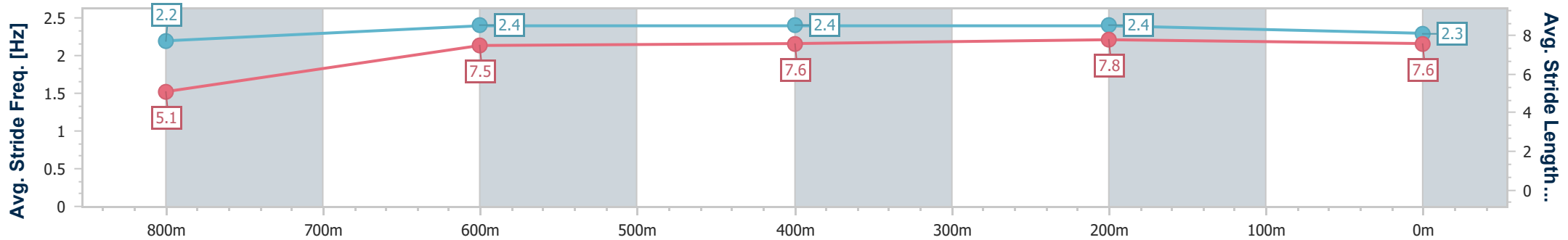
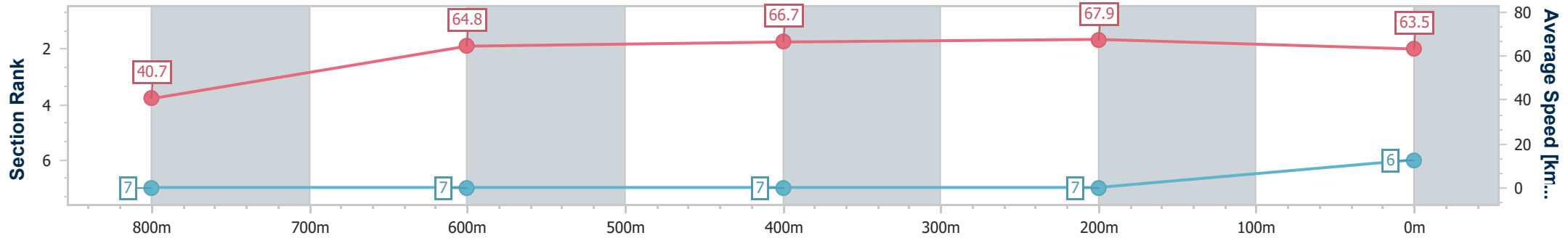
Aquis Park Gold Coast QLD Professional
Race 1: Ac-Tec Services QTIS Three-Years-Old BM62 Handicap - 900m



01 November 2022 - 12:29

Track Rating: Good 4, Weather: Scattered Clouds, Rail Position: +1m 1800m-350m; True Remainder

Section	Overall	800m	600m	400m	200m
Section Times	0:52.71 [6] (0:08.87)	0:43.84 [7] (0:11.11)	0:32.73 [7] (0:10.76)	0:21.97 [7] (0:10.63)	0:11.34 [7] (0:11.34)
Average Speed [km/h]	40.7	64.8	66.7	67.9	63.5
Top Speed [km/h]	60.7	67.1	68.3	68.9	66.9
Avg. Dist. to Rail [m]	3.8	0.8	0.9	3.2	5.6
Avg. Stride Freq. [Hz]	2.2	2.4	2.4	2.4	2.3
Avg. Stride Length [m]	5.1	7.5	7.6	7.8	7.6



- [] Ranking at each section and finish
- .-.- No data available at this section
- NA No data available



Horse/Jockey Name	Domus Dei
Final Rank	7
Fastest Section Time (Section)	0:08.21 (Overall)
Top Speed [km/h] (Section)	67.7 (800m)
Race State	Finished



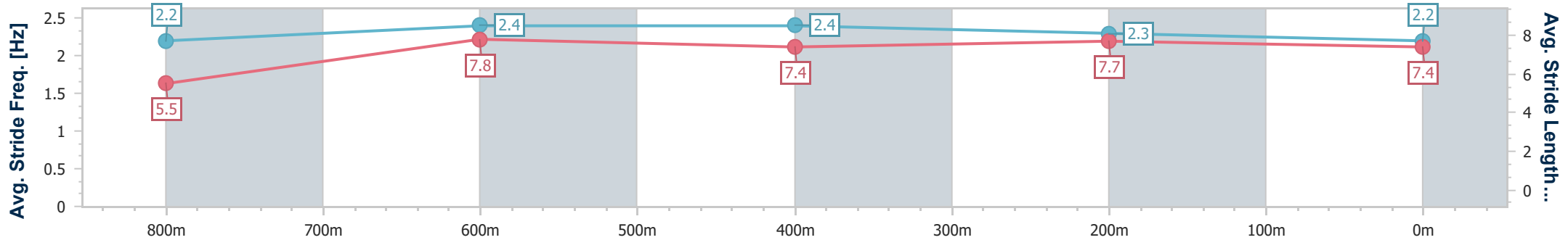
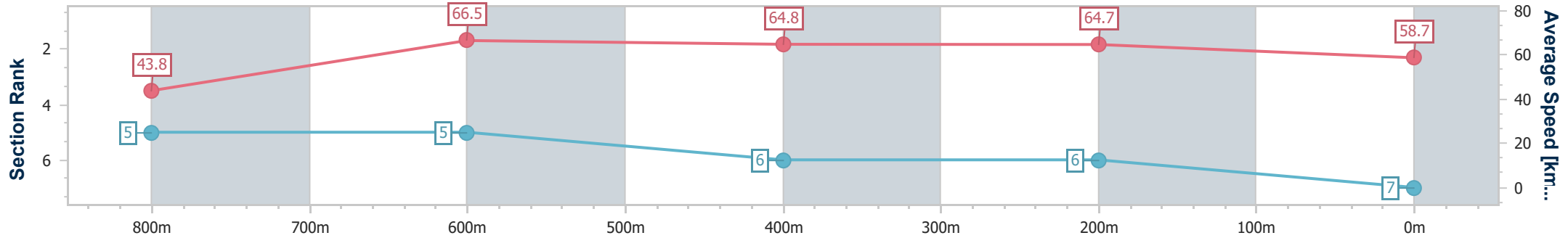
Aquis Park Gold Coast QLD Professional
Race 1: Ac-Tec Services QTIS Three-Years-Old BM62 Handicap - 900m



01 November 2022 - 12:29

Track Rating: Good 4, Weather: Scattered Clouds, Rail Position: +
 1m 1800m-350m; True Remainder

Section	Overall	800m	600m	400m	200m
Section Times	0:53.51 [7] (0:08.21)	0:45.30 [5] (0:10.81)	0:34.49 [5] (0:11.11)	0:23.38 [6] (0:11.15)	0:12.23 [6] (0:12.23)
Average Speed [km/h]	43.8	66.5	64.8	64.7	58.7
Top Speed [km/h]	63.3	67.7	67.1	66.2	63.2
Avg. Dist. to Rail [m]	9.6	2.4	0.6	0.4	0.9
Avg. Stride Freq. [Hz]	2.2	2.4	2.4	2.3	2.2
Avg. Stride Length [m]	5.5	7.8	7.4	7.7	7.4



- [] Ranking at each section and finish
- .-.- No data available at this section
- NA No data available