



Aquis Park Gold Coast QLD Professional
Race 6: East Coast Concrete Contractors Fillies and Mares BM58
Handicap - 1100m
01 November 2022 - 16:20



Track Rating: Good 4, Weather: Scattered Clouds, Rail Position: +1m 1800m-350m; True Remainder

Section		Overall	1000m	800m	600m	400m	200m	Last 600m				
Field Times		1:04.61 (0:08.07)	0:56.54 (0:11.07)	0:45.47 (0:11.18)	0:34.29 (0:11.38)	0:22.91 (0:11.22)	0:11.69 (0:11.69)	0:34.29				
Rank	TAB Horse/Jockey	Barrier	Top Speed [km/h]	Fastest Section	Overall	1000m	800m	600m	400m	200m	Margin	Distance Travelled [m]
1	8 TAPIS MAGIQUE Noel Callow	8	67.2 400m	0:08.28 Overall	1:04.61 [1] (0:08.28)	0:56.33 [3] (0:11.10)	0:45.23 [3] (0:11.22)	0:34.01 [3] (0:11.26)	0:22.75 [3] (0:11.06)	0:11.69 [1] (0:11.69)	1:04.61	0:34.01
2	9 MISHANI ESPRIT Jackson Murphy	9	67.0 1000m	0:08.53 Overall	1:04.72 [2] (0:08.53)	0:56.19 [4] (0:11.01)	0:45.18 [4] (0:11.16)	0:34.02 [4] (0:11.29)	0:22.73 [4] (0:11.17)	0:11.56 [4] (0:11.56)	0.5L	0:34.02 -4
3	10 SHOTGUN DIVA Troy See	1	66.7 1000m	0:08.18 Overall	1:04.95 [3] (0:08.18)	0:56.77 [2] (0:11.01)	0:45.76 [2] (0:11.24)	0:34.52 [2] (0:11.27)	0:23.25 [1] (0:11.27)	0:11.98 [2] (0:11.98)	1.8L	0:34.52 -6
4	7 MADAM AVA Sean Cormack	2	68.4 1000m	0:08.59 Overall	1:05.30 [4] (0:08.59)	0:56.71 [5] (0:11.07)	0:45.64 [5] (0:11.05)	0:34.59 [5] (0:11.47)	0:23.12 [5] (0:10.99)	0:12.13 [5] (0:12.13)	3.8L	0:34.59 -1
5	1 BARONESSA Yvette Lewis	10	67.9 1000m	0:08.07 Overall	1:05.75 [5] (0:08.07)	0:57.68 [1] (0:11.07)	0:46.61 [1] (0:11.18)	0:35.43 [1] (0:11.46)	0:23.97 [2] (0:11.37)	0:12.60 [3] (0:12.60)	6.3L	0:35.43 -10

Scratched: Gee Bee Ess (#2), Fabulous Thinker (#5), Graphite Mist (#6), Uno Amor (#3), Mandalay Blonde (#4)

[] Ranking at each section and finish
 -:-:- No data available at this section
 NA No data available

SCN Saddle cloth number
 DNF Did not finish
 DNT Did not track



Horse/Jockey Name	Tapis Magique
Final Rank	1
Fastest Section Time (Section)	0:08.28 (Overall)
Top Speed [km/h] (Section)	67.2 (400m)
Race State	Finished



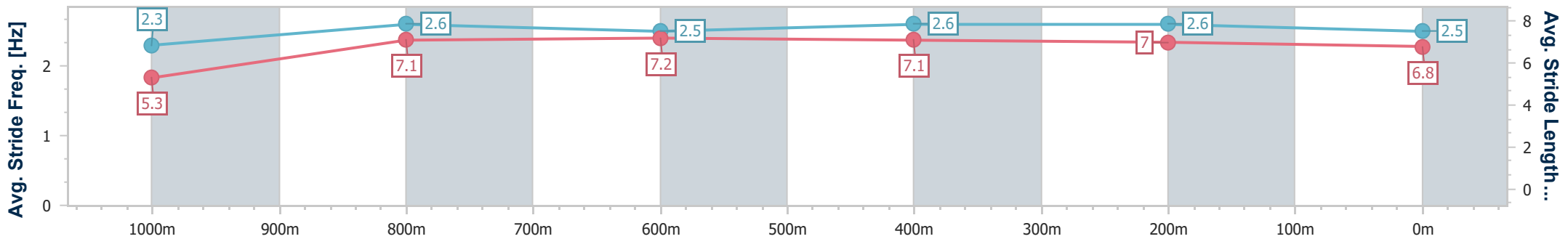
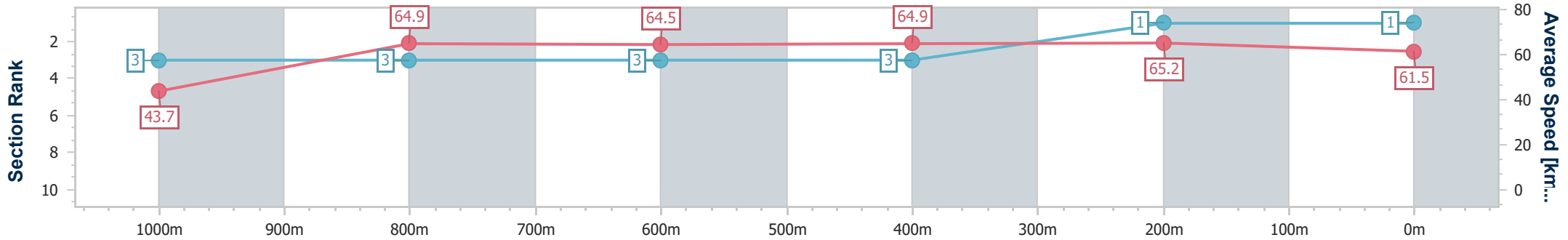
Aquis Park Gold Coast QLD Professional
Race 6: East Coast Concrete Contractors Fillies and Mares
BM58 Handicap - 1100m



01 November 2022 - 16:20

Track Rating: Good 4, Weather: Scattered Clouds, Rail Position: +
 1m 1800m-350m; True Remainder

Section	Overall	1000m	800m	600m	400m	200m
Section Times	1:04.61 [1] (0:08.28)	0:56.33 [3] (0:11.10)	0:45.23 [3] (0:11.22)	0:34.01 [3] (0:11.26)	0:22.75 [3] (0:11.06)	0:11.69 [1] (0:11.69)
Average Speed [km/h]	43.7	64.9	64.5	64.9	65.2	61.5
Top Speed [km/h]	61.8	66.6	65.4	65.5	67.2	64.7
Avg. Dist. to Rail [m]	3.1	0.8	1.6	2.6	2.0	4.3
Avg. Stride Freq. [Hz]	2.3	2.6	2.5	2.6	2.6	2.5
Avg. Stride Length [m]	5.3	7.1	7.2	7.1	7.0	6.8



- [] Ranking at each section and finish
- .-.- No data available at this section
- NA No data available



Horse/Jockey Name	Mishani Esprit
Final Rank	2
Fastest Section Time (Section)	0:08.53 (Overall)
Top Speed [km/h] (Section)	67.0 (1000m)
Race State	Finished



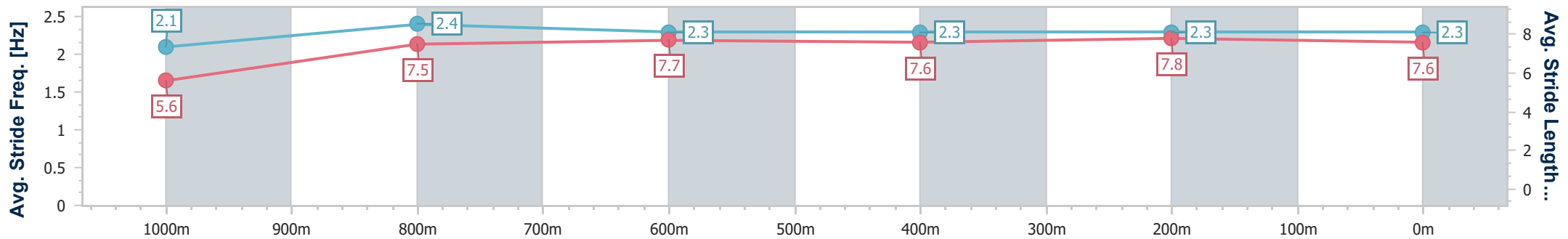
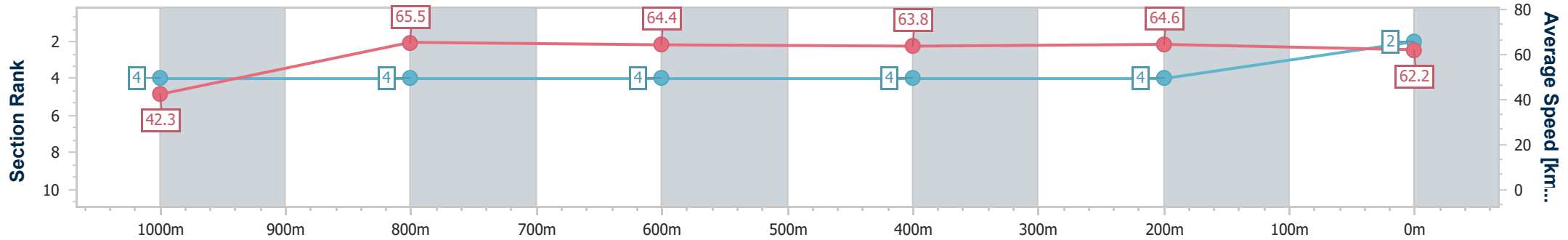
Aquis Park Gold Coast QLD Professional
Race 6: East Coast Concrete Contractors Fillies and Mares
BM58 Handicap - 1100m



01 November 2022 - 16:20

Track Rating: Good 4, Weather: Scattered Clouds, Rail Position: +
 1m 1800m-350m; True Remainder

Section	Overall	1000m	800m	600m	400m	200m								
Section Times	1:04.72 [2] (0:08.53)	0:56.19 [4] (0:11.01)	0:45.18 [4] (0:11.16)	0:34.02 [4] (0:11.29)	0:22.73 [4] (0:11.17)	0:11.56 [4] (0:11.56)								
Average Speed [km/h]	42.3	65.5	64.4	63.8	64.6	62.2								
Top Speed [km/h]	63.3	67.0	65.5	64.4	66.3	64.7								
Avg. Dist. to Rail [m]	4.6	0.2	0.5	0.5	1.2	4.7								
Avg. Stride Freq. [Hz]	2.1	2.4	2.3	2.3	2.3	2.3								
Avg. Stride Length [m]	5.6	7.5	7.7	7.6	7.8	7.6								



- [] Ranking at each section and finish
- .-.- No data available at this section
- NA No data available



Horse/Jockey Name	Shotgun Diva
Final Rank	3
Fastest Section Time (Section)	0:08.18 (Overall)
Top Speed [km/h] (Section)	66.7 (1000m)
Race State	Finished



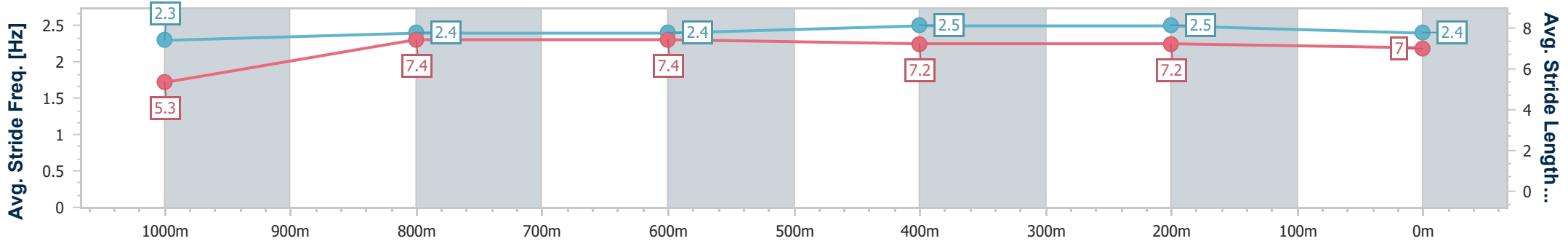
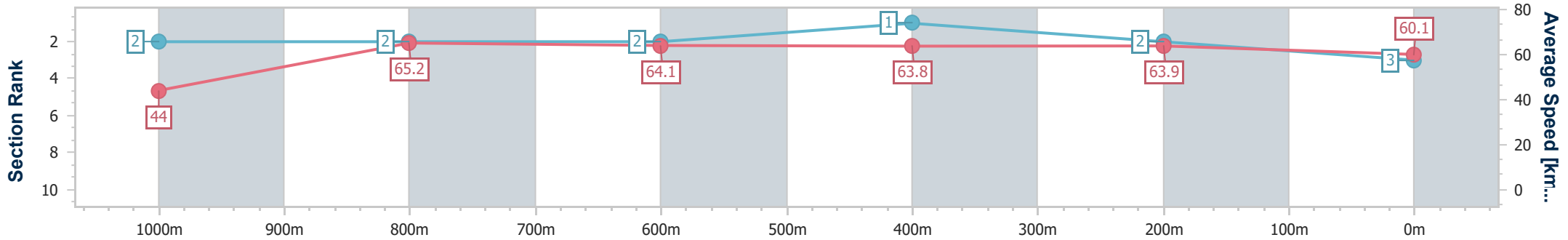
Aquis Park Gold Coast QLD Professional
Race 6: East Coast Concrete Contractors Fillies and Mares
BM58 Handicap - 1100m



01 November 2022 - 16:20

Track Rating: Good 4, Weather: Scattered Clouds, Rail Position: +
 1m 1800m-350m; True Remainder

Section	Overall	1000m	800m	600m	400m	200m									
Section Times	1:04.95 [3] (0:08.18)	0:56.77 [2] (0:11.01)	0:45.76 [2] (0:11.24)	0:34.52 [2] (0:11.27)	0:23.25 [1] (0:11.27)	0:11.98 [2] (0:11.98)									
Average Speed [km/h]	44.0	65.2	64.1	63.8	63.9	60.1									
Top Speed [km/h]	61.6	66.7	65.4	64.7	65.5	63.0									
Avg. Dist. to Rail [m]	2.6	0.6	0.2	0.2	1.3	2.7									
Avg. Stride Freq. [Hz]	2.3	2.4	2.4	2.5	2.5	2.4									
Avg. Stride Length [m]	5.3	7.4	7.4	7.2	7.2	7.0									



- [] Ranking at each section and finish
- .-.- No data available at this section
- NA No data available



Horse/Jockey Name	Madam Ava
Final Rank	4
Fastest Section Time (Section)	0:08.59 (Overall)
Top Speed [km/h] (Section)	68.4 (1000m)
Race State	Finished



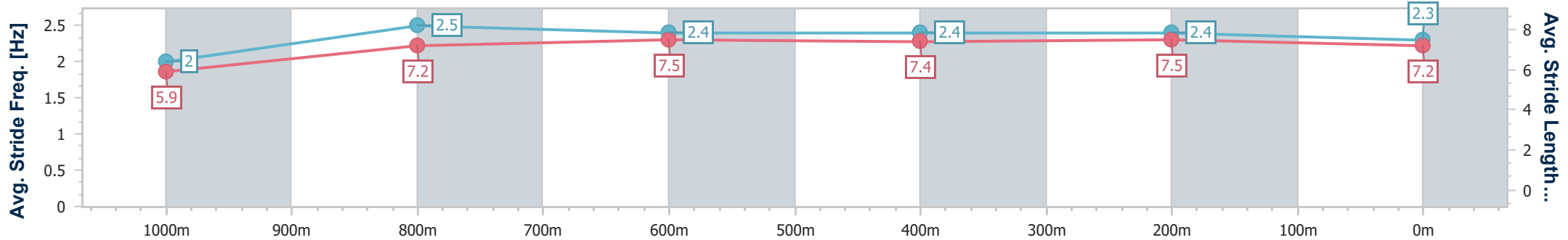
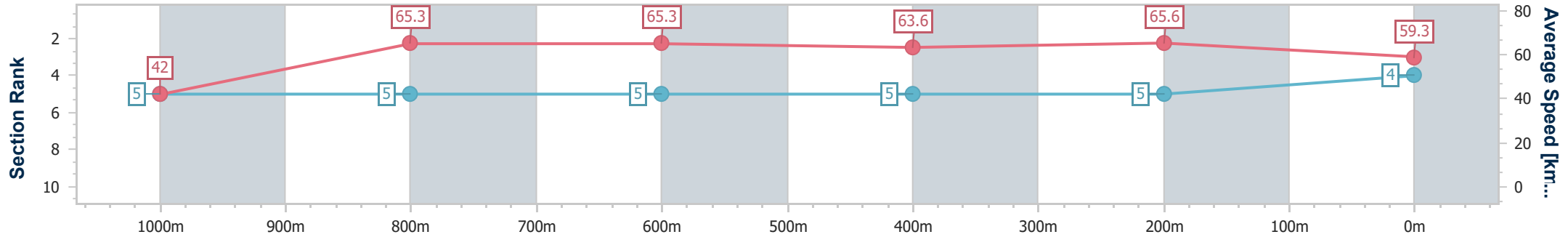
Aquis Park Gold Coast QLD Professional
Race 6: East Coast Concrete Contractors Fillies and Mares
BM58 Handicap - 1100m



01 November 2022 - 16:20

Track Rating: Good 4, Weather: Scattered Clouds, Rail Position: +
 1m 1800m-350m; True Remainder

Section	Overall	1000m	800m	600m	400m	200m
Section Times	1:05.30 [4] (0:08.59)	0:56.71 [5] (0:11.07)	0:45.64 [5] (0:11.05)	0:34.59 [5] (0:11.47)	0:23.12 [5] (0:10.99)	0:12.13 [5] (0:12.13)
Average Speed [km/h]	42.0	65.3	65.3	63.6	65.6	59.3
Top Speed [km/h]	63.1	68.4	67.5	64.9	68.3	63.9
Avg. Dist. to Rail [m]	3.9	0.7	1.0	2.3	1.7	2.1
Avg. Stride Freq. [Hz]	2.0	2.5	2.4	2.4	2.4	2.3
Avg. Stride Length [m]	5.9	7.2	7.5	7.4	7.5	7.2



- [] Ranking at each section and finish
- .-.- No data available at this section
- NA No data available



Horse/Jockey Name	Baronessa
Final Rank	5
Fastest Section Time (Section)	0:08.07 (Overall)
Top Speed [km/h] (Section)	67.9 (1000m)
Race State	Finished



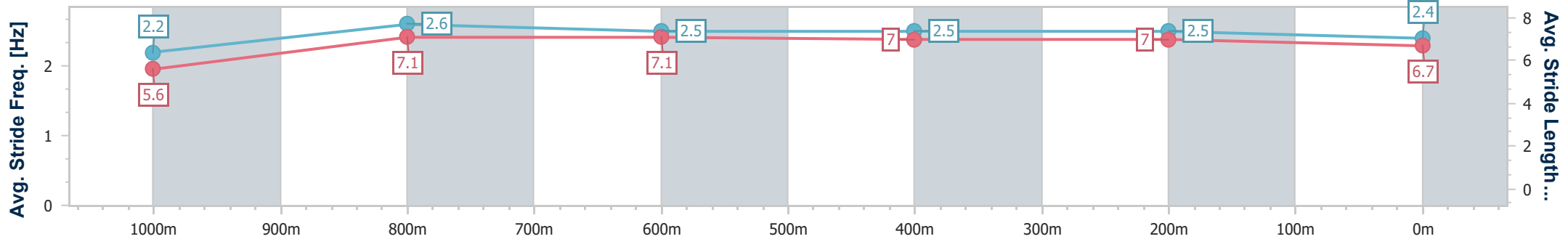
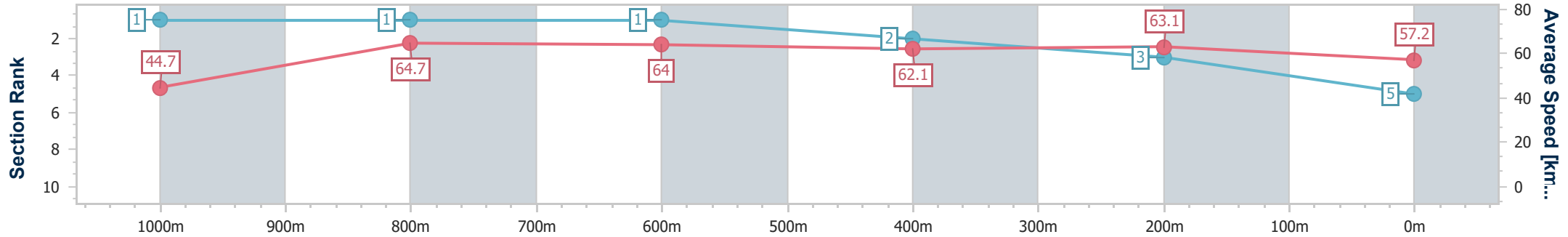
Aquis Park Gold Coast QLD Professional
Race 6: East Coast Concrete Contractors Fillies and Mares
BM58 Handicap - 1100m



01 November 2022 - 16:20

Track Rating: Good 4, Weather: Scattered Clouds, Rail Position: +
 1m 1800m-350m; True Remainder

Section	Overall	1000m	800m	600m	400m	200m
Section Times	1:05.75 [5] (0:08.07)	0:57.68 [1] (0:11.07)	0:46.61 [1] (0:11.18)	0:35.43 [1] (0:11.46)	0:23.97 [2] (0:11.37)	0:12.60 [3] (0:12.60)
Average Speed [km/h]	44.7	64.7	64.0	62.1	63.1	57.2
Top Speed [km/h]	65.4	67.9	66.0	63.7	65.6	61.5
Avg. Dist. to Rail [m]	5.7	0.9	1.6	2.0	2.0	0.7
Avg. Stride Freq. [Hz]	2.2	2.6	2.5	2.5	2.5	2.4
Avg. Stride Length [m]	5.6	7.1	7.1	7.0	7.0	6.7



- [] Ranking at each section and finish
- .-.- No data available at this section
- NA No data available