

Track Rating: Good 4, Weather: Scattered Clouds, Rail Position: +1m 1800m-350m; True Remainder

Section		Overall	1000m	800m	600m	400m	200m	Last 600m					
Field Times		1:04.19 (0:08.21)	0:55.98 (0:11.40)	0:44.58 (0:11.18)	0:33.40 (0:10.93)	0:22.47 (0:10.86)	0:11.61 (0:11.61)	0:33.40					
Rank	TAB Horse/Jockey	Barrier	Top Speed [km/h]	Fastest Section	Margin	Distance Travelled [m]							
1	7 <b>EXPLOSIVE QUALITY</b> Jag Guthmann-Chester	4	68.0 400m	0:08.21 Overall	1:04.19 [1] (0:08.21)	0:55.98 [1] (0:11.40)	0:44.58 [2] (0:11.18)	0:33.40 [2] (0:10.93)	0:22.47 [1] (0:10.86)	0:11.61 [1] (0:11.61)	1:04.19	0:33.40	
2	6 <b>THE BILLIONAIRE</b> Robbie Fradd	1	69.3 400m	0:08.37 Overall	1:04.42 [2] (0:08.37)	0:56.05 [3] (0:11.38)	0:44.67 [3] (0:11.20)	0:33.47 [3] (0:11.06)	0:22.41 [3] (0:10.82)	0:11.59 [3] (0:11.59)	1.3L	0:33.47	+0
3	3 <b>MISHANI FRAUDSTER</b> Jackson Murphy	5	67.2 400m	0:08.58 Overall	1:04.55 [3] (0:08.58)	0:55.97 [5] (0:11.50)	0:44.47 [5] (0:11.13)	0:33.34 [5] (0:11.01)	0:22.33 [5] (0:10.84)	0:11.49 [5] (0:11.49)	1.8L	0:33.34	-2
4	2 <b>KAVAK</b> Noel Callow	3	69.4 400m	0:08.35 Overall	1:04.56 [4] (0:08.35)	0:56.21 [2] (0:11.31)	0:44.90 [1] (0:11.16)	0:33.74 [1] (0:11.10)	0:22.64 [2] (0:10.86)	0:11.78 [2] (0:11.78)	1.9L	0:33.74	-1
5	9 <b>IN AWE OF ME</b> Luke Dittman	6	67.5 600m	0:08.57 Overall	1:04.92 [5] (0:08.57)	0:56.35 [4] (0:11.39)	0:44.96 [4] (0:11.15)	0:33.81 [4] (0:11.00)	0:22.81 [4] (0:10.89)	0:11.92 [4] (0:11.92)	3.9L	0:33.81	+2
6	8 <b>DU MAURIER</b> Troy See	10	67.4 400m	0:08.75 Overall	1:05.25 [6] (0:08.75)	0:56.50 [6] (0:11.71)	0:44.79 [6] (0:11.19)	0:33.60 [6] (0:11.08)	0:22.52 [6] (0:10.95)	0:11.57 [6] (0:11.57)	5.7L	0:33.60	-4

Scratched: Brave Enough (#5), Mr Brose (#10), Fifteen Rounds (#1), Abdicating (#4)



Horse/Jockey Name	Explosive Quality
Final Rank	1
Fastest Section Time (Section)	0:08.21 (Overall)
Top Speed [km/h] (Section)	68.0 (400m)
Race State	Finished



Aquis Park Gold Coast QLD Professional

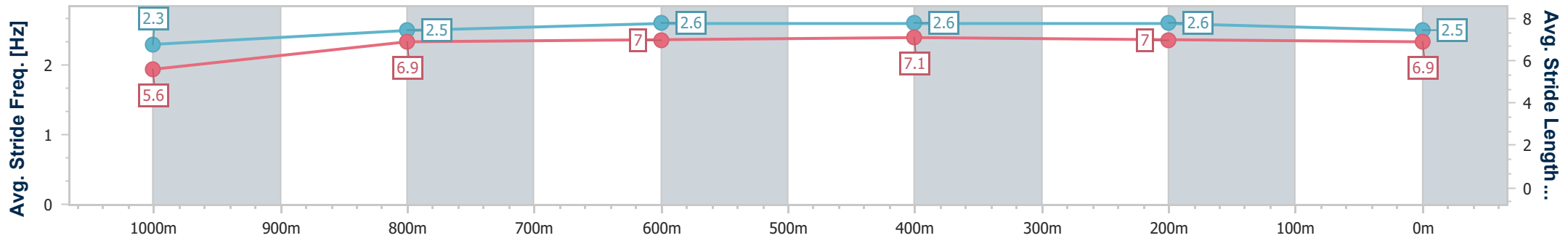
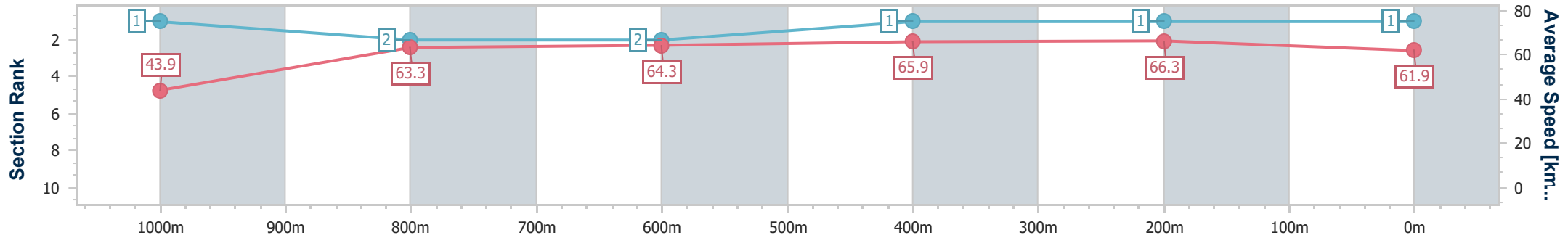
Race 7: Precise Air Class 5 Plate - 1100m



01 November 2022 - 17:00

Track Rating: Good 4, Weather: Scattered Clouds, Rail Position: +1m 1800m-350m; True Remainder

Section	Overall	1000m	800m	600m	400m	200m
Section Times	1:04.19 [1] (0:08.21)	0:55.98 [1] (0:11.40)	0:44.58 [2] (0:11.18)	0:33.40 [2] (0:10.93)	0:22.47 [1] (0:10.86)	0:11.61 [1] (0:11.61)
Average Speed [km/h]	43.9	63.3	64.3	65.9	66.3	61.9
Top Speed [km/h]	61.8	65.2	65.6	67.5	68.0	64.9
Avg. Dist. to Rail [m]	4.8	0.4	0.4	0.3	1.7	4.1
Avg. Stride Freq. [Hz]	2.3	2.5	2.6	2.6	2.6	2.5
Avg. Stride Length [m]	5.6	6.9	7.0	7.1	7.0	6.9



- [ ] Ranking at each section and finish
- .-.- No data available at this section
- NA No data available



Horse/Jockey Name	The Billionaire
Final Rank	2
Fastest Section Time (Section)	0:08.37 (Overall)
Top Speed [km/h] (Section)	69.3 (400m)
Race State	Finished



Aquis Park Gold Coast QLD Professional

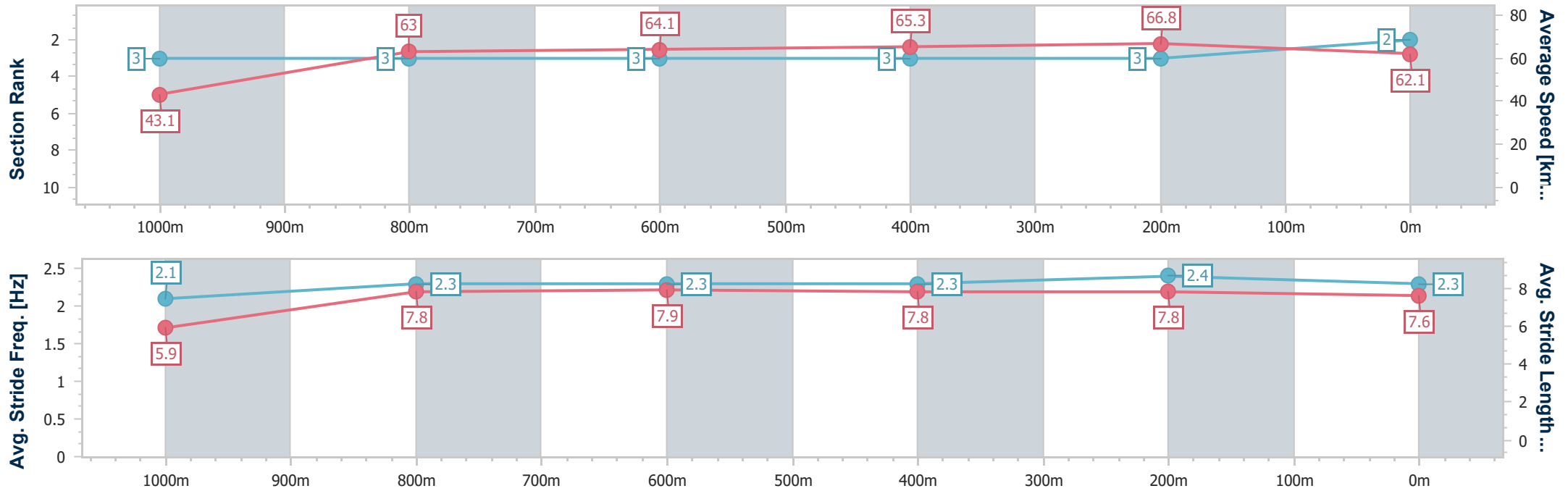
Race 7: Precise Air Class 5 Plate - 1100m



01 November 2022 - 17:00

Track Rating: Good 4, Weather: Scattered Clouds, Rail Position: +1m 1800m-350m; True Remainder

Section	Overall	1000m	800m	600m	400m	200m
Section Times	1:04.42 [2] (0:08.37)	0:56.05 [3] (0:11.38)	0:44.67 [3] (0:11.20)	0:33.47 [3] (0:11.06)	0:22.41 [3] (0:10.82)	0:11.59 [3] (0:11.59)
Average Speed [km/h]	43.1	63.0	64.1	65.3	66.8	62.1
Top Speed [km/h]	60.1	64.4	66.0	67.4	69.3	65.5
Avg. Dist. to Rail [m]	3.1	0.8	0.7	1.0	3.4	5.3
Avg. Stride Freq. [Hz]	2.1	2.3	2.3	2.3	2.4	2.3
Avg. Stride Length [m]	5.9	7.8	7.9	7.8	7.8	7.6



- [ ] Ranking at each section and finish
- .-.- No data available at this section
- NA No data available



Horse/Jockey Name	Mishani Fraudster
Final Rank	3
Fastest Section Time (Section)	0:08.58 (Overall)
Top Speed [km/h] (Section)	67.2 (400m)
Race State	Finished



Aquis Park Gold Coast QLD Professional

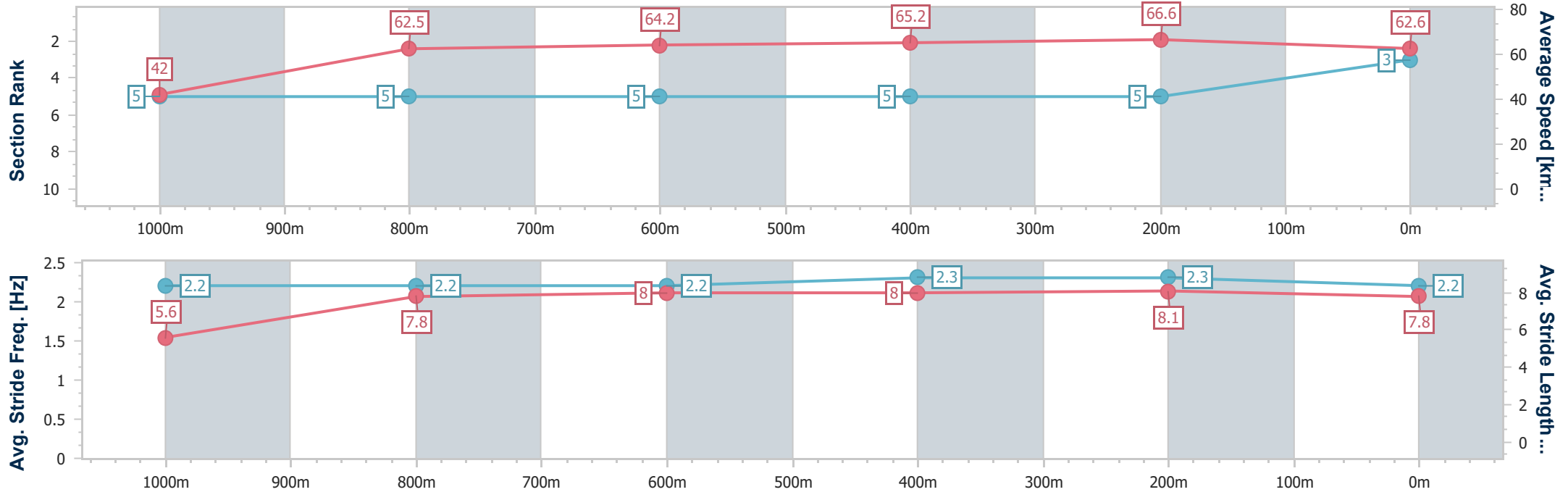
Race 7: Precise Air Class 5 Plate - 1100m



01 November 2022 - 17:00

Track Rating: Good 4, Weather: Scattered Clouds, Rail Position: +1m 1800m-350m; True Remainder

Section	Overall	1000m	800m	600m	400m	200m
Section Times	1:04.55 [3] (0:08.58)	0:55.97 [5] (0:11.50)	0:44.47 [5] (0:11.13)	0:33.34 [5] (0:11.01)	0:22.33 [5] (0:10.84)	0:11.49 [5] (0:11.49)
Average Speed [km/h]	42.0	62.5	64.2	65.2	66.6	62.6
Top Speed [km/h]	60.7	64.3	66.5	67.0	67.2	65.6
Avg. Dist. to Rail [m]	6.2	0.7	1.7	0.9	4.0	8.6
Avg. Stride Freq. [Hz]	2.2	2.2	2.2	2.3	2.3	2.2
Avg. Stride Length [m]	5.6	7.8	8.0	8.0	8.1	7.8



- [ ] Ranking at each section and finish
- .-.- No data available at this section
- NA No data available



Horse/Jockey Name	Kavak
Final Rank	4
Fastest Section Time (Section)	0:08.35 (Overall)
Top Speed [km/h] (Section)	69.4 (400m)
Race State	Finished



Aquis Park Gold Coast QLD Professional

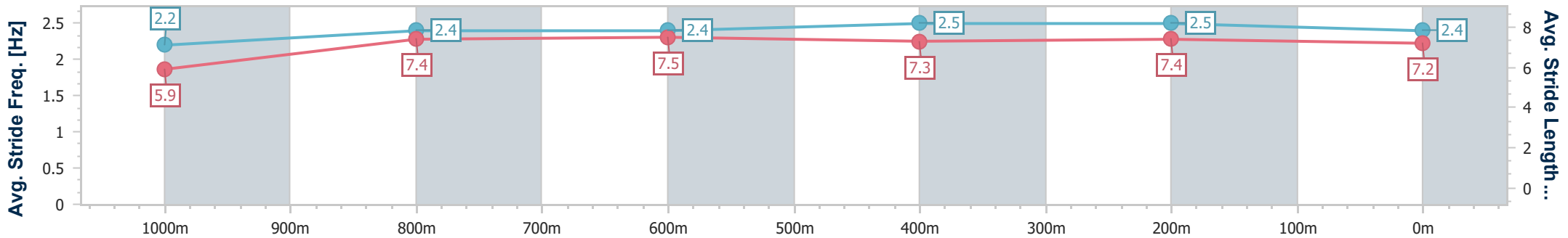
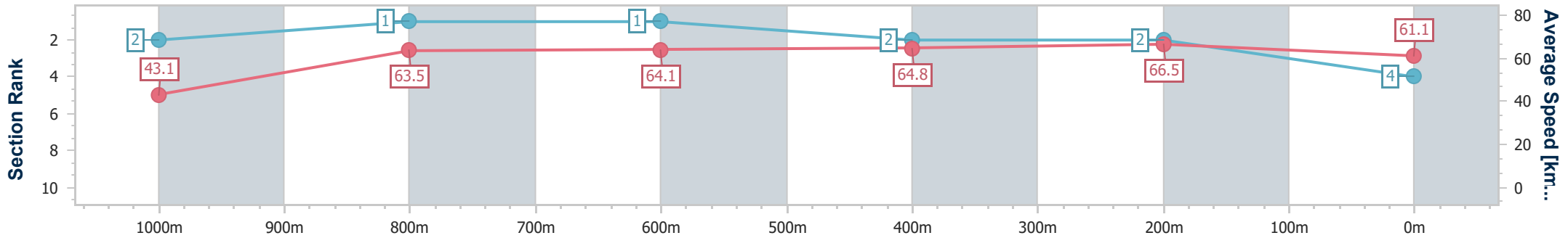
Race 7: Precise Air Class 5 Plate - 1100m



01 November 2022 - 17:00

Track Rating: Good 4, Weather: Scattered Clouds, Rail Position: +1m 1800m-350m; True Remainder

Section	Overall	1000m	800m	600m	400m	200m									
Section Times	1:04.56 [4] (0:08.35)	0:56.21 [2] (0:11.31)	0:44.90 [1] (0:11.16)	0:33.74 [1] (0:11.10)	0:22.64 [2] (0:10.86)	0:11.78 [2] (0:11.78)									
Average Speed [km/h]	43.1	63.5	64.1	64.8	66.5	61.1									
Top Speed [km/h]	62.5	66.3	65.5	66.1	69.4	65.0									
Avg. Dist. to Rail [m]	4.6	0.6	1.3	0.8	1.8	3.7									
Avg. Stride Freq. [Hz]	2.2	2.4	2.4	2.5	2.5	2.4									
Avg. Stride Length [m]	5.9	7.4	7.5	7.3	7.4	7.2									



- [ ] Ranking at each section and finish
- .-.- No data available at this section
- NA No data available



Horse/Jockey Name	In Awe Of Me
Final Rank	5
Fastest Section Time (Section)	0:08.57 (Overall)
Top Speed [km/h] (Section)	67.5 (600m)
Race State	Finished



Aquis Park Gold Coast QLD Professional

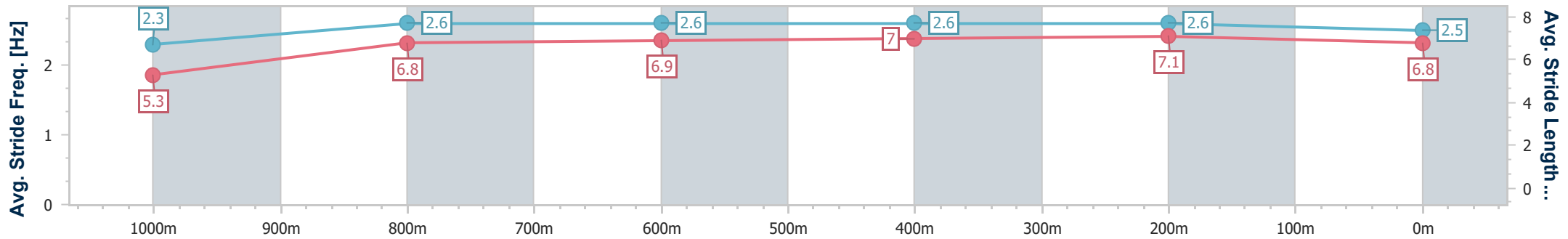
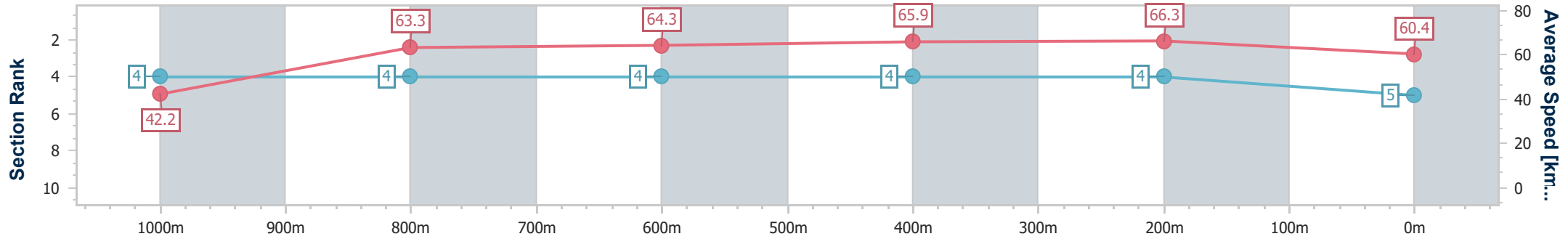
Race 7: Precise Air Class 5 Plate - 1100m



01 November 2022 - 17:00

Track Rating: Good 4, Weather: Scattered Clouds, Rail Position: +1m 1800m-350m; True Remainder

Section	Overall	1000m	800m	600m	400m	200m
Section Times	1:04.92 [5] (0:08.57)	0:56.35 [4] (0:11.39)	0:44.96 [4] (0:11.15)	0:33.81 [4] (0:11.00)	0:22.81 [4] (0:10.89)	0:11.92 [4] (0:11.92)
Average Speed [km/h]	42.2	63.3	64.3	65.9	66.3	60.4
Top Speed [km/h]	60.8	64.3	66.7	67.5	67.3	64.2
Avg. Dist. to Rail [m]	7.4	0.9	0.8	1.3	3.3	6.2
Avg. Stride Freq. [Hz]	2.3	2.6	2.6	2.6	2.6	2.5
Avg. Stride Length [m]	5.3	6.8	6.9	7.0	7.1	6.8



- [ ] Ranking at each section and finish
- .-.- No data available at this section
- NA No data available



Horse/Jockey Name	Du Maurier
Final Rank	6
Fastest Section Time (Section)	0:08.75 (Overall)
Top Speed [km/h] (Section)	67.4 (400m)
Race State	Finished



Aquis Park Gold Coast QLD Professional

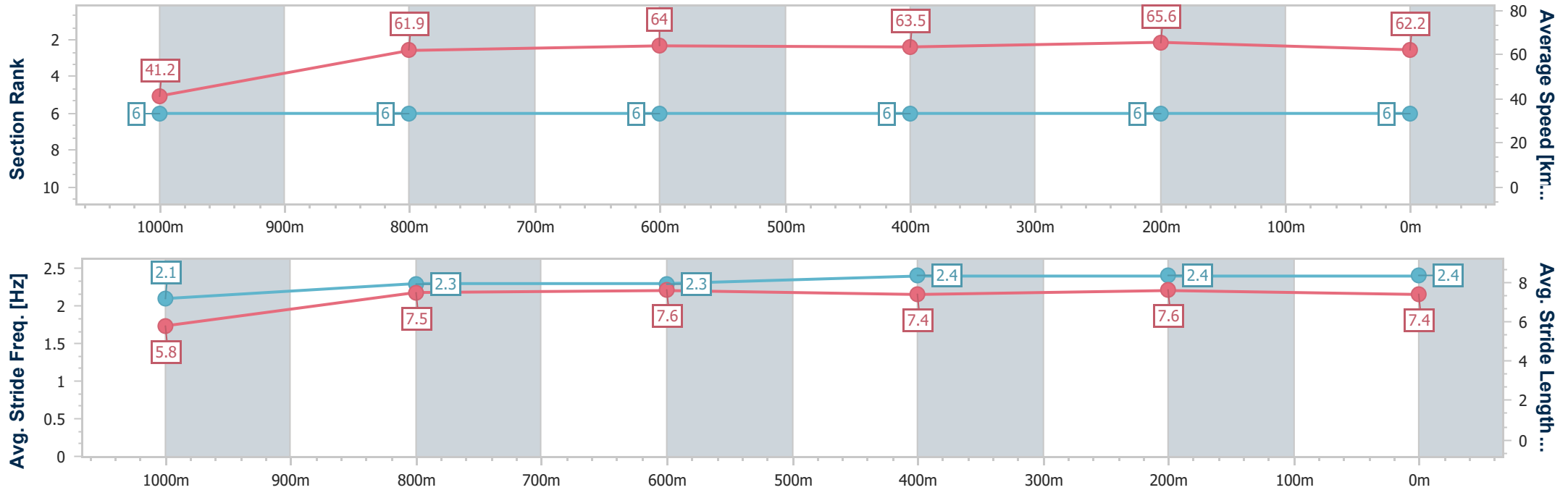
Race 7: Precise Air Class 5 Plate - 1100m



01 November 2022 - 17:00

Track Rating: Good 4, Weather: Scattered Clouds, Rail Position: +1m 1800m-350m; True Remainder

Section	Overall	1000m	800m	600m	400m	200m
Section Times	1:05.25 [6] (0:08.75)	0:56.50 [6] (0:11.71)	0:44.79 [6] (0:11.19)	0:33.60 [6] (0:11.08)	0:22.52 [6] (0:10.95)	0:11.57 [6] (0:11.57)
Average Speed [km/h]	41.2	61.9	64.0	63.5	65.6	62.2
Top Speed [km/h]	59.4	65.1	65.2	64.7	67.4	65.9
Avg. Dist. to Rail [m]	8.0	1.3	1.6	3.9	1.3	1.2
Avg. Stride Freq. [Hz]	2.1	2.3	2.3	2.4	2.4	2.4
Avg. Stride Length [m]	5.8	7.5	7.6	7.4	7.6	7.4



- [ ] Ranking at each section and finish
- .-.- No data available at this section
- NA No data available