



# Sunshine Coast QLD Professional

## Race 1: PROTECTOR ALUMINIUM BM55 Handicap - 1300m

01 November 2022 - 11:49



Track Rating: Soft 5, Weather: Light Rain, Rail Position: +5m Entire

Section												Last 600m	
Field Times		Overall	1200m	1000m	800m	600m	400m					0:36.76	
		(0:07.93)	(0:10.79)	(0:11.59)	(0:12.08)	(0:11.91)	(0:12.07)						
Rank	TAB	Horse/Jockey	Barrier	Top Speed [km/h]	Fastest Section							Distance Travelled [m]	
1	1	REALAIDE Cody Collis	4	64.3 1200m	0:08.35 Overall	1:19.15 [1] (0:08.35)	1:10.80 [10] (0:11.38)	0:59.42 [8] (0:11.53)	0:47.89 [9] (0:12.07)	0:35.82 [10] (0:11.80)	0:24.02 [9] (0:11.68)	0:35.82	
2	23	BIRKIN BLACK Karl Zechner	5	66.8 1200m	0:08.02 Overall	1:19.26 [2] (0:08.02)	1:11.24 [3] (0:11.07)	1:00.17 [4] (0:11.54)	0:48.63 [4] (0:12.03)	0:36.60 [4] (0:11.91)	0:24.69 [4] (0:11.80)	0:36.60	-4
3	13	DAULAT MACTIGAMOR Wendy Peel	11	65.8 1000m	0:08.20 Overall	1:19.31 [3] (0:08.20)	1:11.11 [7] (0:11.56)	0:59.55 [10] (0:11.52)	0:48.03 [10] (0:11.80)	0:36.23 [8] (0:12.08)	0:24.15 [10] (0:11.70)	0:36.23	+0
4	6	UNLIKELYOCCURRENCE Morgan Butler	7	66.4 1200m	0:08.66 Overall	1:19.34 [4] (0:08.66)	1:10.68 [14] (0:11.19)	0:59.49 [11] (0:11.39)	0:48.10 [8] (0:12.14)	0:35.96 [11] (0:11.76)	0:24.20 [8] (0:11.53)	0:35.96	+2
5	11	RIP CITY Luke Tarrant	2	65.1 1200m	0:08.28 Overall	1:19.39 [5] (0:08.28)	1:11.11 [8] (0:11.25)	0:59.86 [7] (0:11.58)	0:48.28 [7] (0:11.91)	0:36.37 [6] (0:11.94)	0:24.43 [7] (0:11.75)	0:36.37	-1
6	15	TALLAHASSEE LASSIE Melea Castle	9	65.7 1200m	0:08.06 Overall	1:19.40 [6] (0:08.06)	1:11.34 [5] (0:11.15)	1:00.19 [5] (0:11.53)	0:48.66 [5] (0:12.09)	0:36.57 [5] (0:11.94)	0:24.63 [5] (0:11.83)	0:36.57	+1
7	8	BONNIE AND CLYDE Matthew Powell	17	66.3 1200m	0:07.93 Overall	1:19.60 [7] (0:07.93)	1:11.67 [2] (0:11.05)	1:00.62 [3] (0:11.57)	0:49.05 [3] (0:11.95)	0:37.10 [3] (0:12.03)	0:25.07 [3] (0:11.94)	0:37.10	+1
8	2	LEGEND I AM Craig Robertson	18	68.0 1200m	0:07.93 Overall	1:19.73 [8] (0:07.93)	1:11.80 [1] (0:10.79)	1:01.01 [1] (0:11.59)	0:49.42 [1] (0:12.08)	0:37.34 [1] (0:11.91)	0:25.43 [1] (0:12.08)	0:37.34	-3
9	3	STORM HARBOUR Dale Smith	1	65.6 1200m	0:08.15 Overall	1:19.88 [9] (0:08.15)	1:11.73 [6] (0:11.14)	1:00.59 [6] (0:11.59)	0:49.00 [6] (0:12.07)	0:36.93 [7] (0:11.84)	0:25.09 [6] (0:11.92)	0:36.93	-1
10	9	HERECUM DA DRUMS Micheal Hellyer	24	64.0 1200m	0:08.57 Overall	1:20.00 [10] (0:08.57)	1:11.43 [12] (0:11.52)	0:59.91 [14] (0:11.46)	0:48.45 [14] (0:11.96)	0:36.49 [14] (0:11.91)	0:24.58 [14] (0:11.70)	0:36.49	+6

Scratched: Gap Year (#4), Frozen Prince (#20), Sir Piccolo (#5), Graphite Mist (#10), Lucky Bean (#14), Shotgun Diva (#16), Devillain (#17), Bout (#19), Lexington Lad (#21), Claudius (#22)

Report Created: Tue 1 November 2022 14:49 GMT+ (Note: Timing is based on position data)

Page 1/20

[ ] Ranking at each section and finish  
 -:-:- No data available at this section  
 NA No data available

SCN Saddle cloth number  
 DNF Did not finish  
 DNT Did not track

data processed by TRIPLES DATA

Section	Overall	1200m	1000m	800m	600m	400m	Last 600m
Field Times	1:19.15 (0:07.93)	1:11.22 (0:10.79)	1:00.43 (0:11.59)	0:48.84 (0:12.08)	0:36.76 (0:11.91)	0:24.85 (0:12.07)	0:36.76

[ ] Ranking at each section and finish  
 -:-:- No data available at this section  
 NA No data available

SCN Saddle cloth number  
 DNF Did not finish  
 DNT Did not track

Track Rating: Soft 5, Weather: Light Rain, Rail Position: +5m Entire

Section		Overall	1200m	1000m	800m	600m	400m	Last 600m				
Field Times		1:19.15 (0:07.93)	1:11.22 (0:10.79)	1:00.43 (0:11.59)	0:48.84 (0:12.08)	0:36.76 (0:11.91)	0:24.85 (0:12.07)	0:36.76				
Rank	TAB Horse/Jockey	Barrier	Top Speed [km/h]	Fastest Section	Distance Travelled [m]							
11	18 <b>FEDERAL AGENT</b> Tiffani Brooker	15	64.3 1000m	0:08.48 Overall	1:20.17 [11] (0:08.48)	1:11.69 [11] (0:11.46)	1:00.23 [12] (0:11.52)	0:48.71 [12] (0:12.06)	0:36.65 [13] (0:11.84)	0:24.81 [13] (0:11.76)	0:36.65	+2
12	7 <b>WINSTON BLUE</b> Minonette Kennedy	8	64.8 1000m	0:08.60 Overall	1:20.28 [12] (0:08.60)	1:11.68 [13] (0:11.44)	1:00.24 [13] (0:11.32)	0:48.92 [13] (0:11.98)	0:36.94 [12] (0:11.64)	0:25.30 [11] (0:12.19)	0:36.94	-3
13	12 <b>WHO SAID SO</b> Nathan Thomas	23	64.8 1200m	0:08.29 Overall	1:20.73 [13] (0:08.29)	1:12.44 [9] (0:11.45)	1:00.99 [9] (0:11.61)	0:49.38 [11] (0:11.94)	0:37.44 [9] (0:11.91)	0:25.53 [12] (0:12.05)	0:37.44	+6
14	24 <b>DACXI KABOOM</b> Madeleine Wishart	12	67.6 1200m	0:08.03 Overall	1:21.52 [14] (0:08.03)	1:13.49 [4] (0:10.94)	1:02.55 [2] (0:11.56)	0:50.99 [2] (0:11.95)	0:39.04 [2] (0:12.00)	0:27.04 [2] (0:12.68)	0:39.04	-3

Scratched: Gap Year (#4), Frozen Prince (#20), Sir Piccolo (#5), Graphite Mist (#10), Lucky Bean (#14), Shotgun Diva (#16), Devillain (#17), Bout (#19), Lexington Lad (#21), Claudius (#22)



**Sunshine Coast QLD Professional**  
**Race 1: PROTECTOR ALUMINIUM BM55 Handicap - 1300m**  
**01 November 2022 - 11:49**



Track Rating: Soft 5, Weather: Light Rain, Rail Position: +5m Entire

Section				200m				Last 600m	
Field Times				0:12.78 (0:12.78)				0:36.76	
Rank	TAB	Horse/Jockey	Barrier	Top Speed [km/h]	Fastest Section	Margin		Distance Travelled [m]	
1	1	<b>REALAIDE</b> Cody Collis	4	64.3 1200m	0:08.35 Overall	0:12.34 [8] (0:12.34)	1:19.15		0:35.82
2	23	<b>BIRKIN BLACK</b> Karl Zechner	5	66.8 1200m	0:08.02 Overall	0:12.89 [2] (0:12.89)	0.11L		0:36.60 -4
3	13	<b>DAULAT MACTIGAMOR</b> Wendy Peel	11	65.8 1000m	0:08.20 Overall	0:12.45 [9] (0:12.45)	0.17L		0:36.23 +0
4	6	<b>UNLIKELYOCCURRENCE</b> Morgan Butler	7	66.4 1200m	0:08.66 Overall	0:12.62 [6] (0:12.62)	0.19L		0:35.96 +2
5	11	<b>RIP CITY</b> Luke Tarrant	2	65.1 1200m	0:08.28 Overall	0:12.68 [5] (0:12.68)	0.24L		0:36.37 -1
6	15	<b>TALLAHASSEE LASSIE</b> Melea Castle	9	65.7 1200m	0:08.06 Overall	0:12.80 [4] (0:12.80)	0.25L		0:36.57 +1
7	8	<b>BONNIE AND CLYDE</b> Matthew Powell	17	66.3 1200m	0:07.93 Overall	0:13.13 [3] (0:13.13)	0.46L		0:37.10 +1
8	2	<b>LEGEND I AM</b> Craig Robertson	18	68.0 1200m	0:07.93 Overall	0:13.35 [1] (0:13.35)	0.59L		0:37.34 -3
9	3	<b>STORM HARBOUR</b> Dale Smith	1	65.6 1200m	0:08.15 Overall	0:13.17 [7] (0:13.17)	0.73L		0:36.93 -1
10	9	<b>HERECUM DA DRUMS</b> Micheal Hellyer	24	64.0 1200m	0:08.57 Overall	0:12.88 [12] (0:12.88)	0.85L		0:36.49 +6

Scratched: Gap Year (#4), Frozen Prince (#20), Sir Piccolo (#5), Graphite Mist (#10), Lucky Bean (#14), Shotgun Diva (#16), Devillain (#17), Bout (#19), Lexington Lad (#21), Claudius (#22)

Report Created: Tue 1 November 2022 14:49 GMT+ (Note: Timing is based on position data)

[ ] Ranking at each section and finish  
 -:-:- No data available at this section  
 NA No data available

SCN Saddle cloth number  
 DNF Did not finish  
 DNT Did not track

Section	200m	Last 600m
Field Times	0:12.78 (0:12.78)	0:36.76

[ ] Ranking at each section and finish  
-:-:- No data available at this section  
NA No data available

SCN Saddle cloth number  
DNF Did not finish  
DNT Did not track



# Sunshine Coast QLD Professional

## Race 1: PROTECTOR ALUMINIUM BM55 Handicap - 1300m

01 November 2022 - 11:49



Track Rating: Soft 5, Weather: Light Rain, Rail Position: +5m Entire

Section				200m				Last 600m	
Field Times				0:12.78 (0:12.78)				0:36.76	
Rank	TAB	Horse/Jockey	Barrier	Top Speed [km/h]	Fastest Section	Margin			Distance Travelled [m]
11	18	FEDERAL AGENT Tiffani Brooker	15	64.3 1000m	0:08.48 Overall	0:13.05 [10] (0:13.05)	1.02L		0:36.65 +2
12	7	WINSTON BLUE Minonette Kennedy	8	64.8 1000m	0:08.60 Overall	0:13.11 [14] (0:13.11)	1.14L		0:36.94 -3
13	12	WHO SAID SO Nathan Thomas	23	64.8 1200m	0:08.29 Overall	0:13.48 [13] (0:13.48)	1.58L		0:37.44 +6
14	24	DACXI KABOOM Madeleine Wishart	12	67.6 1200m	0:08.03 Overall	0:14.36 [11] (0:14.36)	2.38L		0:39.04 -3

Scratched: Gap Year (#4), Frozen Prince (#20), Sir Piccolo (#5), Graphite Mist (#10), Lucky Bean (#14), Shotgun Diva (#16), Devillain (#17), Bout (#19), Lexington Lad (#21), Claudius (#22)



Horse/Jockey Name	Realaide
Final Rank	1
Fastest Section Time (Section)	0:08.35 (Overall)
Top Speed [km/h] (Section)	64.3 (1200m)
Race State	Finished



Sunshine Coast QLD Professional

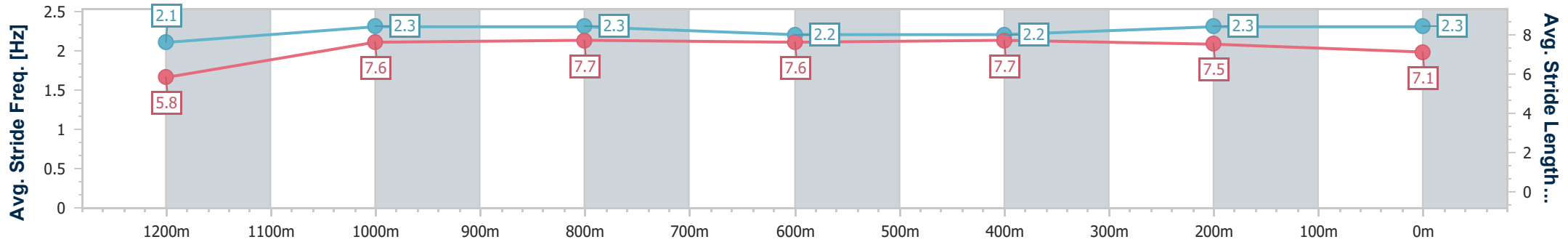
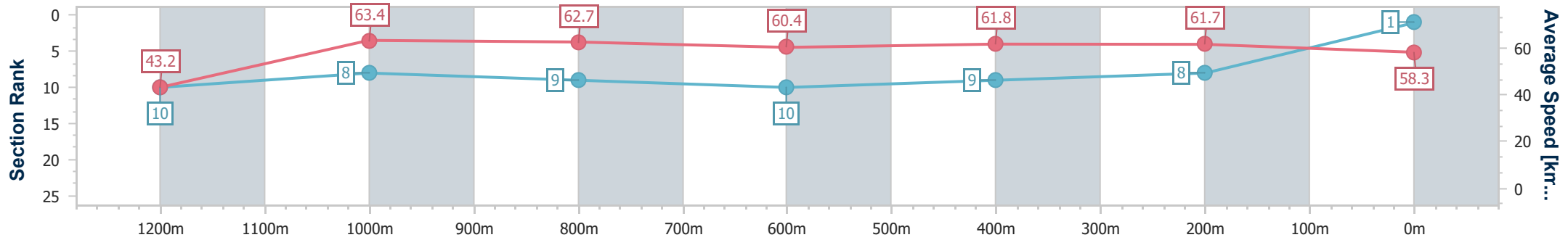
Race 1: PROTECTOR ALUMINIUM BM55 Handicap - 1300m



01 November 2022 - 11:49

Track Rating: Soft 5, Weather: Light Rain, Rail Position: +5m Entire

Section	Overall	1200m	1000m	800m	600m	400m	200m
Section Times	1:19.15 [1] (0:08.35)	1:10.80 [10] (0:11.38)	0:59.42 [8] (0:11.53)	0:47.89 [9] (0:12.07)	0:35.82 [10] (0:11.80)	0:24.02 [9] (0:11.68)	0:12.34 [8]
Average Speed [km/h]	43.2	63.4	62.7	60.4	61.8	61.7	58.3
Top Speed [km/h]	60.9	64.3	64.0	62.2	62.7	63.3	60.7
Avg. Dist. to Rail [m]	5.4	3.7	2.6	1.9	2.3	6.4	10.1
Avg. Stride Freq. [Hz]	2.1	2.3	2.3	2.2	2.2	2.3	2.3
Avg. Stride Length [m]	5.8	7.6	7.7	7.6	7.7	7.5	7.1



- [ ] Ranking at each section and finish
- .-.- No data available at this section
- NA No data available



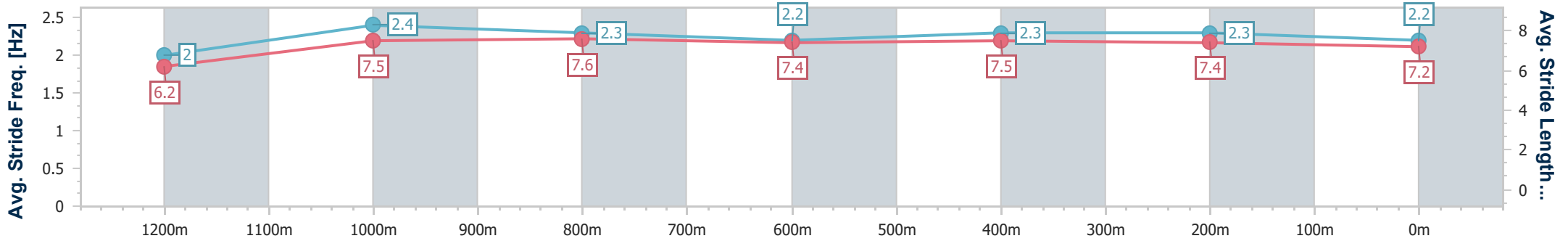
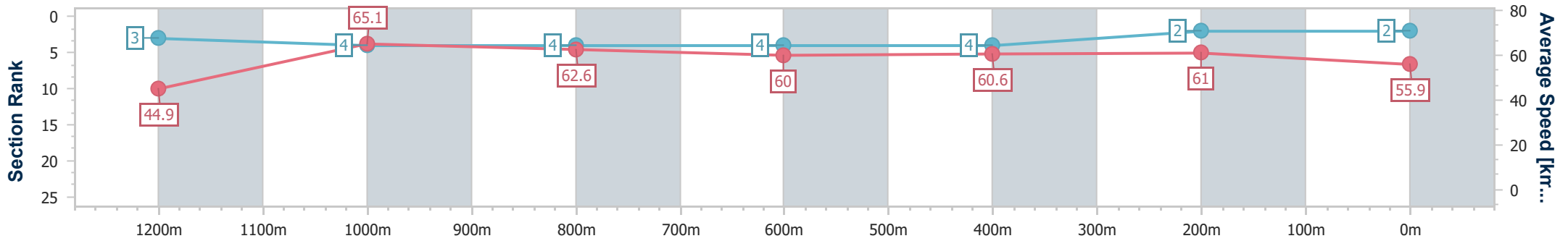
Horse/Jockey Name	Birkin Black
Final Rank	2
Fastest Section Time (Section)	0:08.02 (Overall)
Top Speed [km/h] (Section)	66.8 (1200m)
Race State	Finished



Sunshine Coast QLD Professional  
 Race 1: PROTECTOR ALUMINIUM BM55 Handicap - 1300m  
 01 November 2022 - 11:49  
 Track Rating: Soft 5, Weather: Light Rain, Rail Position: +5m Entire



Section	Overall	1200m	1000m	800m	600m	400m	200m
Section Times	1:19.26 [2] (0:08.02)	1:11.24 [3] (0:11.07)	1:00.17 [4] (0:11.54)	0:48.63 [4] (0:12.03)	0:36.60 [4] (0:11.91)	0:24.69 [4] (0:11.80)	0:12.89 [2] (0:12.89)
Average Speed [km/h]	44.9	65.1	62.6	60.0	60.6	61.0	55.9
Top Speed [km/h]	61.6	66.8	64.2	61.2	61.0	61.7	59.6
Avg. Dist. to Rail [m]	6.2	3.7	1.6	0.5	0.3	2.2	4.1
Avg. Stride Freq. [Hz]	2.0	2.4	2.3	2.2	2.3	2.3	2.2
Avg. Stride Length [m]	6.2	7.5	7.6	7.4	7.5	7.4	7.2



- [ ] Ranking at each section and finish
- .-.- No data available at this section
- NA No data available





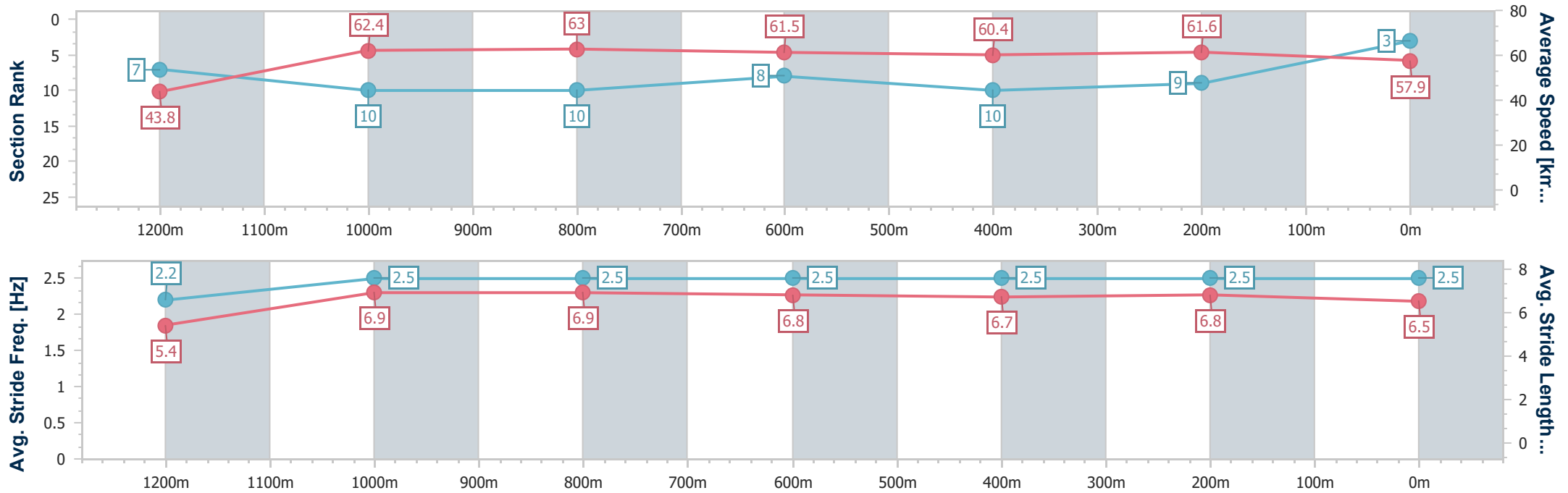
Horse/Jockey Name	Daulat Machtigamor
Final Rank	3
Fastest Section Time (Section)	0:08.20 (Overall)
Top Speed [km/h] (Section)	65.8 (1000m)
Race State	Finished



Sunshine Coast QLD Professional  
 Race 1: PROTECTOR ALUMINIUM BM55 Handicap - 1300m  
 01 November 2022 - 11:49  
 Track Rating: Soft 5, Weather: Light Rain, Rail Position: +5m Entire



Section	Overall	1200m	1000m	800m	600m	400m	200m
Section Times	1:19.31 [3] (0:08.20)	1:11.11 [7] (0:11.56)	0:59.55 [10] (0:11.52)	0:48.03 [10] (0:11.80)	0:36.23 [8] (0:12.08)	0:24.15 [10] (0:11.70)	0:12.45 [9] (0:12.45)
Average Speed [km/h]	43.8	62.4	63.0	61.5	60.4	61.6	57.9
Top Speed [km/h]	59.9	65.6	65.8	62.5	61.6	62.6	60.4
Avg. Dist. to Rail [m]	8.9	5.5	3.4	1.3	2.4	7.3	11.3
Avg. Stride Freq. [Hz]	2.2	2.5	2.5	2.5	2.5	2.5	2.5
Avg. Stride Length [m]	5.4	6.9	6.9	6.8	6.7	6.8	6.5



- [ ] Ranking at each section and finish
- .-.- No data available at this section
- NA No data available



Horse/Jockey Name	Unlikelyoccurrence
Final Rank	4
Fastest Section Time (Section)	0:08.66 (Overall)
Top Speed [km/h] (Section)	66.4 (1200m)
Race State	Finished



Sunshine Coast QLD Professional

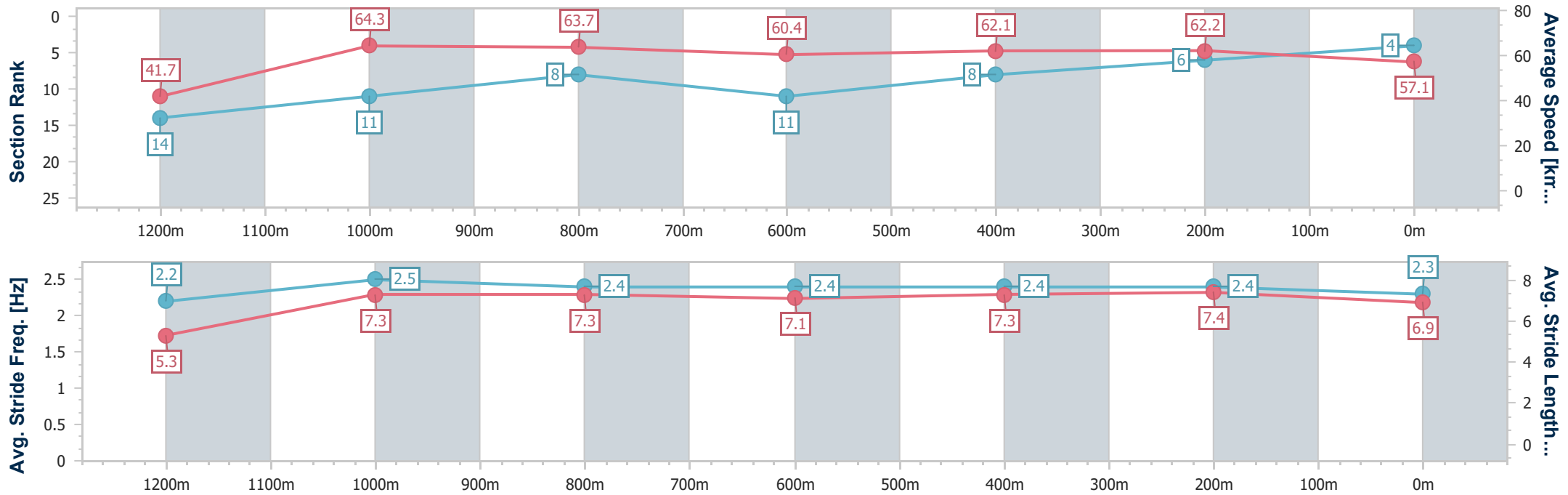
Race 1: PROTECTOR ALUMINIUM BM55 Handicap - 1300m



01 November 2022 - 11:49

Track Rating: Soft 5, Weather: Light Rain, Rail Position: +5m Entire

Section	Overall	1200m	1000m	800m	600m	400m	200m
Section Times	1:19.34 [4] (0:08.66)	1:10.68 [14] (0:11.19)	0:59.49 [11] (0:11.39)	0:48.10 [8] (0:12.14)	0:35.96 [11] (0:11.76)	0:24.20 [8] (0:11.58)	0:12.62 [6] (0:12.62)
Average Speed [km/h]	41.7	64.3	63.7	60.4	62.1	62.2	57.1
Top Speed [km/h]	61.4	66.4	64.9	61.5	63.0	64.9	60.9
Avg. Dist. to Rail [m]	6.9	3.9	2.7	3.1	2.6	1.4	2.2
Avg. Stride Freq. [Hz]	2.2	2.5	2.4	2.4	2.4	2.4	2.3
Avg. Stride Length [m]	5.3	7.3	7.3	7.1	7.3	7.4	6.9



- [ ] Ranking at each section and finish
- .-.- No data available at this section
- NA No data available



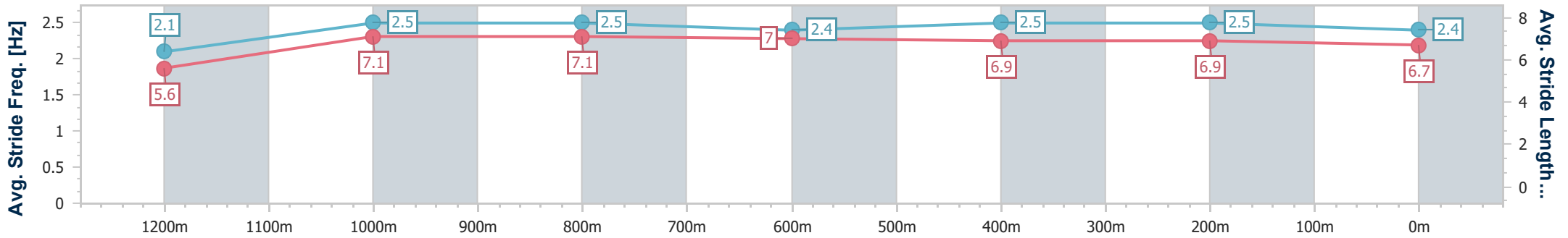
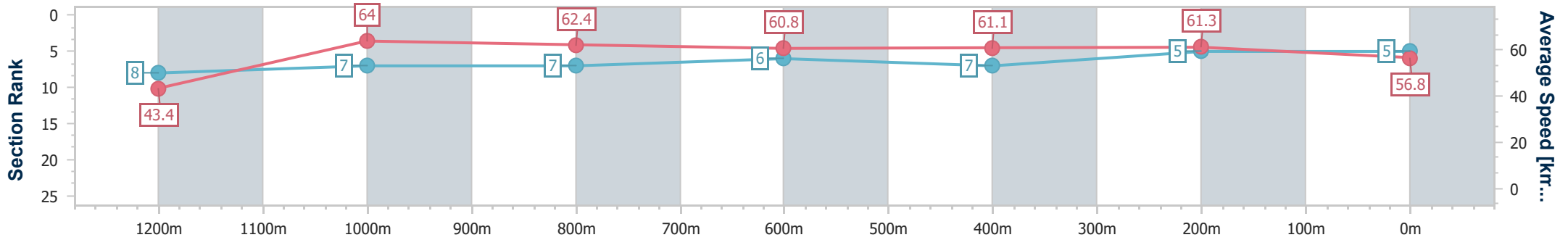
Horse/Jockey Name	Rip City
Final Rank	5
Fastest Section Time (Section)	0:08.28 (Overall)
Top Speed [km/h] (Section)	65.1 (1200m)
Race State	Finished



Sunshine Coast QLD Professional  
 Race 1: PROTECTOR ALUMINIUM BM55 Handicap - 1300m  
 01 November 2022 - 11:49  
 Track Rating: Soft 5, Weather: Light Rain, Rail Position: +5m Entire



Section	Overall	1200m	1000m	800m	600m	400m	200m
Section Times	1:19.39 [5] (0:08.28)	1:11.11 [8] (0:11.25)	0:59.86 [7] (0:11.58)	0:48.28 [7] (0:11.91)	0:36.37 [6] (0:11.94)	0:24.43 [7] (0:11.75)	0:12.68 [5] (0:12.68)
Average Speed [km/h]	43.4	64.0	62.4	60.8	61.1	61.3	56.8
Top Speed [km/h]	60.8	65.1	63.8	62.1	63.3	63.6	59.2
Avg. Dist. to Rail [m]	3.5	2.7	1.9	1.0	2.2	5.7	8.6
Avg. Stride Freq. [Hz]	2.1	2.5	2.5	2.4	2.5	2.5	2.4
Avg. Stride Length [m]	5.6	7.1	7.1	7.0	6.9	6.9	6.7



- [ ] Ranking at each section and finish
- .-.- No data available at this section
- NA No data available



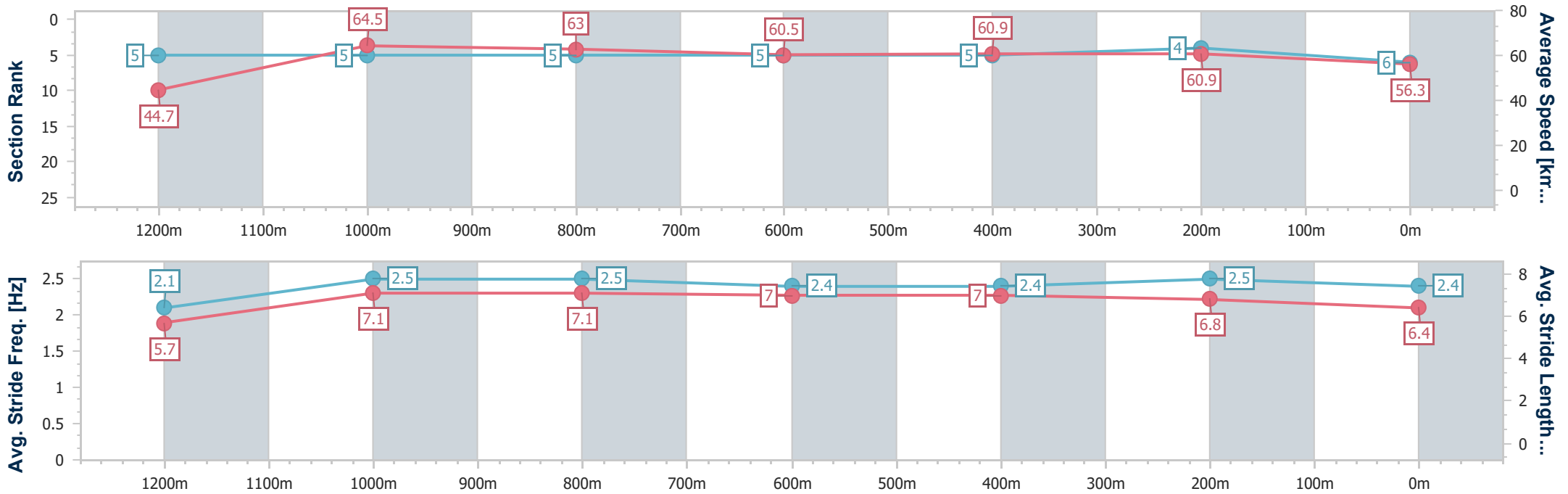
Horse/Jockey Name	Tallahassee Lassie
Final Rank	6
Fastest Section Time (Section)	0:08.06 (Overall)
Top Speed [km/h] (Section)	65.7 (1200m)
Race State	Finished



Sunshine Coast QLD Professional  
 Race 1: PROTECTOR ALUMINIUM BM55 Handicap - 1300m  
 01 November 2022 - 11:49  
 Track Rating: Soft 5, Weather: Light Rain, Rail Position: +5m Entire



Section	Overall	1200m	1000m	800m	600m	400m	200m
Section Times	1:19.40 [6] (0:08.06)	1:11.34 [5] (0:11.15)	1:00.19 [5] (0:11.53)	0:48.66 [5] (0:12.09)	0:36.57 [5] (0:11.94)	0:24.63 [5] (0:11.83)	0:12.80 [4] (0:12.80)
Average Speed [km/h]	44.7	64.5	63.0	60.5	60.9	60.9	56.3
Top Speed [km/h]	62.4	65.7	64.2	61.4	61.5	61.8	58.9
Avg. Dist. to Rail [m]	8.2	5.5	3.4	2.5	1.6	4.7	6.7
Avg. Stride Freq. [Hz]	2.1	2.5	2.5	2.4	2.4	2.5	2.4
Avg. Stride Length [m]	5.7	7.1	7.1	7.0	7.0	6.8	6.4



- [ ] Ranking at each section and finish
- .-.- No data available at this section
- NA No data available



Horse/Jockey Name	Bonnie And Clyde
Final Rank	7
Fastest Section Time (Section)	0:07.93 (Overall)
Top Speed [km/h] (Section)	66.3 (1200m)
Race State	Finished



Sunshine Coast QLD Professional

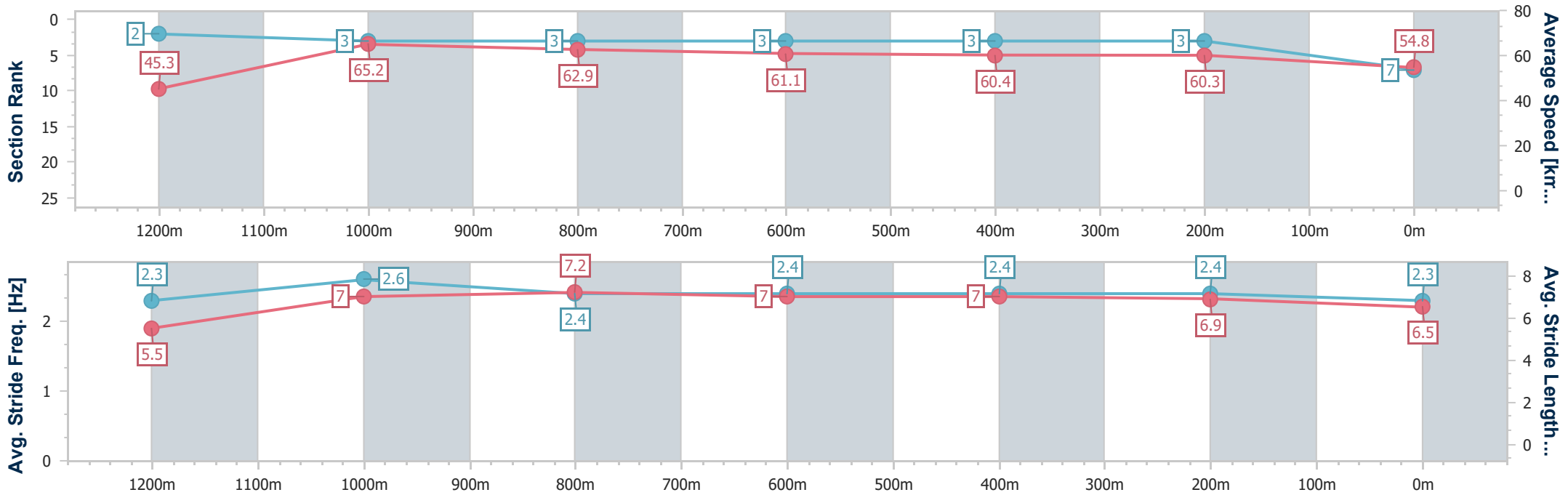
Race 1: PROTECTOR ALUMINIUM BM55 Handicap - 1300m



01 November 2022 - 11:49

Track Rating: Soft 5, Weather: Light Rain, Rail Position: +5m Entire

Section	Overall	1200m	1000m	800m	600m	400m	200m
Section Times	1:19.60 [7] (0:07.93)	1:11.67 [2] (0:11.05)	1:00.62 [3] (0:11.57)	0:49.05 [3] (0:11.95)	0:37.10 [3] (0:12.03)	0:25.07 [3] (0:11.94)	0:13.13 [3] (0:13.13)
Average Speed [km/h]	45.3	65.2	62.9	61.1	60.4	60.3	54.8
Top Speed [km/h]	61.7	66.3	65.0	62.1	62.0	62.2	58.8
Avg. Dist. to Rail [m]	11.5	7.7	4.0	2.4	1.6	4.3	5.2
Avg. Stride Freq. [Hz]	2.3	2.6	2.4	2.4	2.4	2.4	2.3
Avg. Stride Length [m]	5.5	7.0	7.2	7.0	7.0	6.9	6.5



- [ ] Ranking at each section and finish
- .-.- No data available at this section
- NA No data available



Horse/Jockey Name	Legend I Am
Final Rank	8
Fastest Section Time (Section)	0:07.93 (Overall)
Top Speed [km/h] (Section)	68.0 (1200m)
Race State	Finished



Sunshine Coast QLD Professional

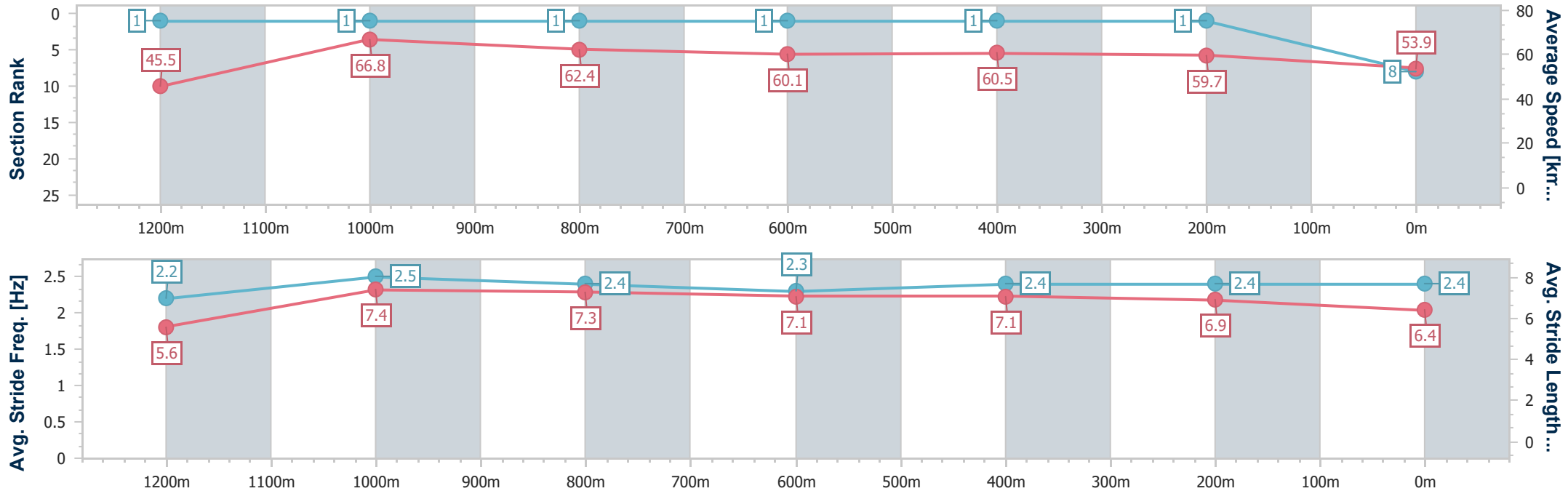
Race 1: PROTECTOR ALUMINIUM BM55 Handicap - 1300m



01 November 2022 - 11:49

Track Rating: Soft 5, Weather: Light Rain, Rail Position: +5m Entire

Section	Overall	1200m	1000m	800m	600m	400m	200m
Section Times	1:19.73 [8] (0:07.93)	1:11.80 [1] (0:10.79)	1:01.01 [1] (0:11.59)	0:49.42 [1] (0:12.08)	0:37.34 [1] (0:11.91)	0:25.43 [1] (0:12.08)	0:13.35 [1] (0:13.35)
Average Speed [km/h]	45.5	66.8	62.4	60.1	60.5	59.7	53.9
Top Speed [km/h]	64.7	68.0	66.3	60.9	61.4	60.8	58.3
Avg. Dist. to Rail [m]	12.8	8.6	2.8	1.4	0.3	1.3	2.3
Avg. Stride Freq. [Hz]	2.2	2.5	2.4	2.3	2.4	2.4	2.4
Avg. Stride Length [m]	5.6	7.4	7.3	7.1	7.1	6.9	6.4



- [ ] Ranking at each section and finish
- .-.- No data available at this section
- NA No data available



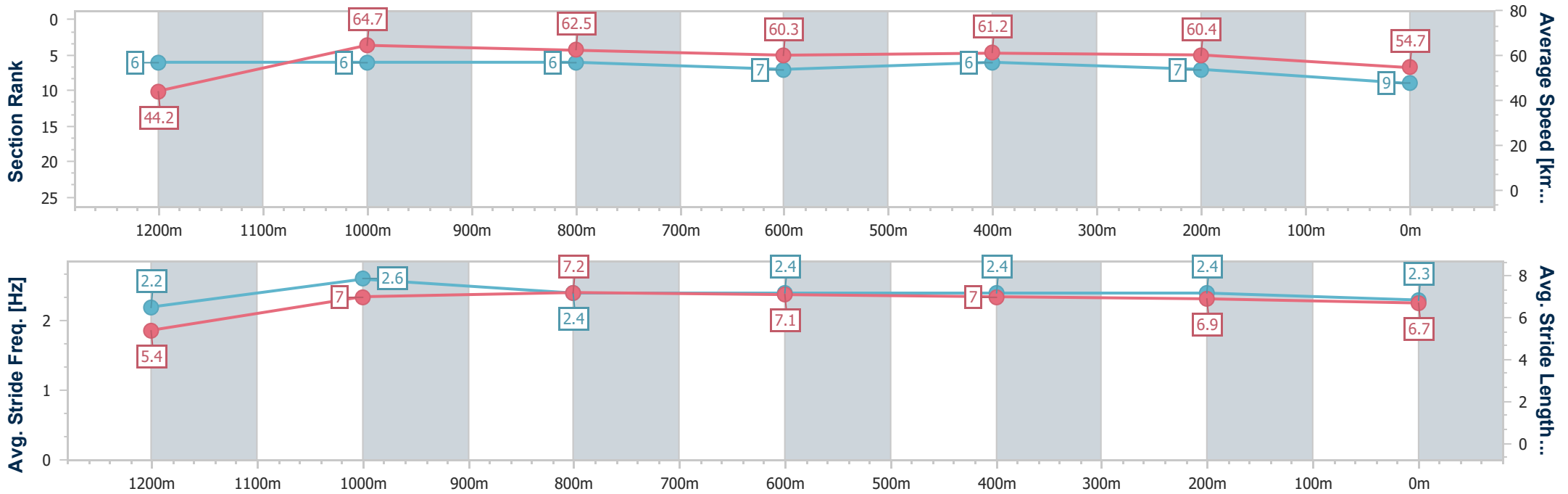
Horse/Jockey Name	Storm Harbour
Final Rank	9
Fastest Section Time (Section)	0:08.15 (Overall)
Top Speed [km/h] (Section)	65.6 (1200m)
Race State	Finished



Sunshine Coast QLD Professional  
 Race 1: PROTECTOR ALUMINIUM BM55 Handicap - 1300m  
 01 November 2022 - 11:49  
 Track Rating: Soft 5, Weather: Light Rain, Rail Position: +5m Entire



Section	Overall	1200m	1000m	800m	600m	400m	200m
Section Times	1:19.88 [9] (0:08.15)	1:11.73 [6] (0:11.14)	1:00.59 [6] (0:11.59)	0:49.00 [6] (0:12.07)	0:36.93 [7] (0:11.84)	0:25.09 [6] (0:11.92)	0:13.17 [7] (0:13.17)
Average Speed [km/h]	44.2	64.7	62.5	60.3	61.2	60.4	54.7
Top Speed [km/h]	60.2	65.6	64.0	62.7	62.6	62.1	57.7
Avg. Dist. to Rail [m]	3.9	3.0	2.4	1.8	1.4	4.6	6.7
Avg. Stride Freq. [Hz]	2.2	2.6	2.4	2.4	2.4	2.4	2.3
Avg. Stride Length [m]	5.4	7.0	7.2	7.1	7.0	6.9	6.7



- [ ] Ranking at each section and finish
- .-.- No data available at this section
- NA No data available



Horse/Jockey Name	Herecum da Drums
Final Rank	10
Fastest Section Time (Section)	0:08.57 (Overall)
Top Speed [km/h] (Section)	64.0 (1200m)
Race State	Finished



Sunshine Coast QLD Professional

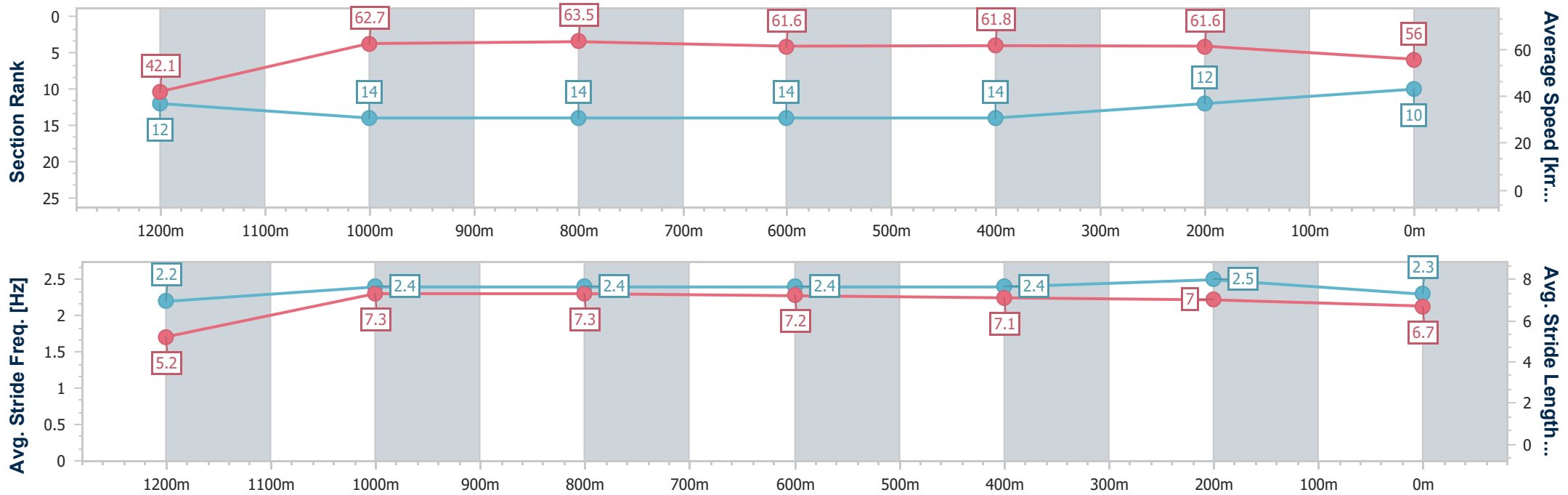
Race 1: PROTECTOR ALUMINIUM BM55 Handicap - 1300m



01 November 2022 - 11:49

Track Rating: Soft 5, Weather: Light Rain, Rail Position: +5m Entire

Section	Overall	1200m	1000m	800m	600m	400m	200m
Section Times	1:20.00 [10] (0:08.57)	1:11.43 [12] (0:11.52)	0:59.91 [14] (0:11.46)	0:48.45 [14] (0:11.96)	0:36.49 [14] (0:11.91)	0:24.58 [14] (0:11.70)	0:12.88 [12] (0:12.88)
Average Speed [km/h]	42.1	62.7	63.5	61.6	61.8	61.6	56.0
Top Speed [km/h]	60.1	64.0	64.0	62.4	63.3	62.6	60.3
Avg. Dist. to Rail [m]	14.0	5.7	4.1	3.8	4.0	8.5	12.8
Avg. Stride Freq. [Hz]	2.2	2.4	2.4	2.4	2.4	2.5	2.3
Avg. Stride Length [m]	5.2	7.3	7.3	7.2	7.1	7.0	6.7



- [ ] Ranking at each section and finish
- .-.- No data available at this section
- NA No data available





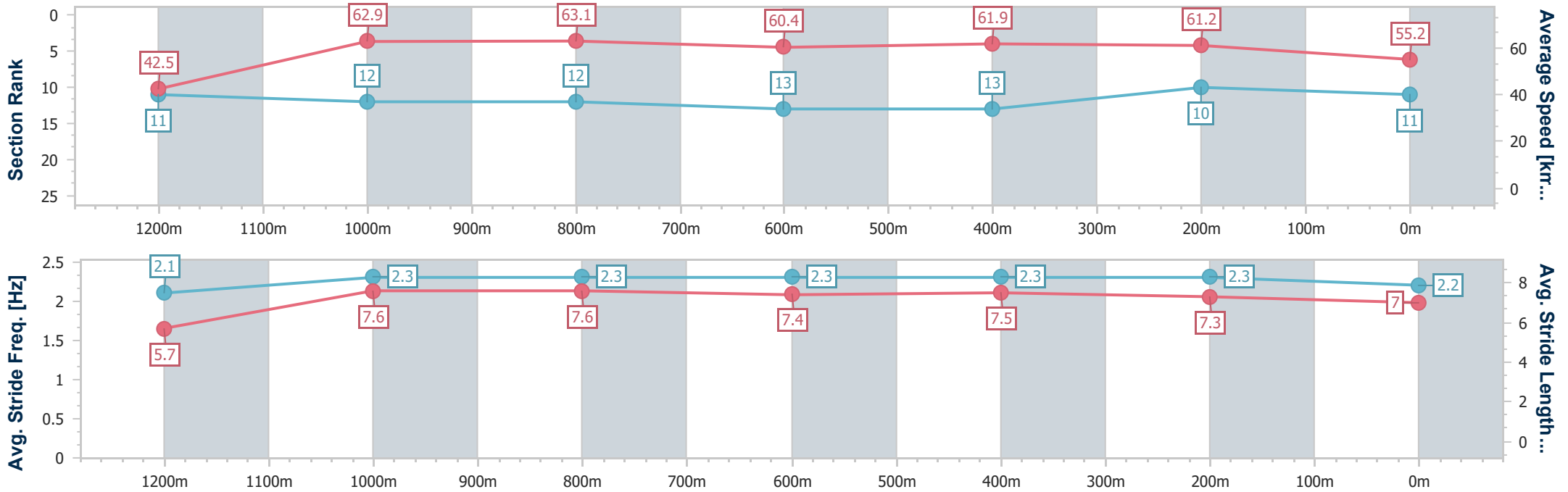
Horse/Jockey Name	Federal Agent
Final Rank	11
Fastest Section Time (Section)	0:08.48 (Overall)
Top Speed [km/h] (Section)	64.3 (1000m)
Race State	Finished



Sunshine Coast QLD Professional  
 Race 1: PROTECTOR ALUMINIUM BM55 Handicap - 1300m  
 01 November 2022 - 11:49  
 Track Rating: Soft 5, Weather: Light Rain, Rail Position: +5m Entire



Section	Overall	1200m	1000m	800m	600m	400m	200m
Section Times	1:20.17 [11] (0:08.48)	1:11.69 [11] (0:11.46)	1:00.23 [12] (0:11.52)	0:48.71 [12] (0:12.06)	0:36.65 [13] (0:11.84)	0:24.81 [13] (0:11.76)	0:13.05 [10] (0:13.05)
Average Speed [km/h]	42.5	62.9	63.1	60.4	61.9	61.2	55.2
Top Speed [km/h]	59.9	64.2	64.3	62.0	63.9	62.6	59.5
Avg. Dist. to Rail [m]	10.8	4.9	3.4	2.2	3.1	8.9	11.9
Avg. Stride Freq. [Hz]	2.1	2.3	2.3	2.3	2.3	2.3	2.2
Avg. Stride Length [m]	5.7	7.6	7.6	7.4	7.5	7.3	7.0



- [ ] Ranking at each section and finish
- .-.- No data available at this section
- NA No data available



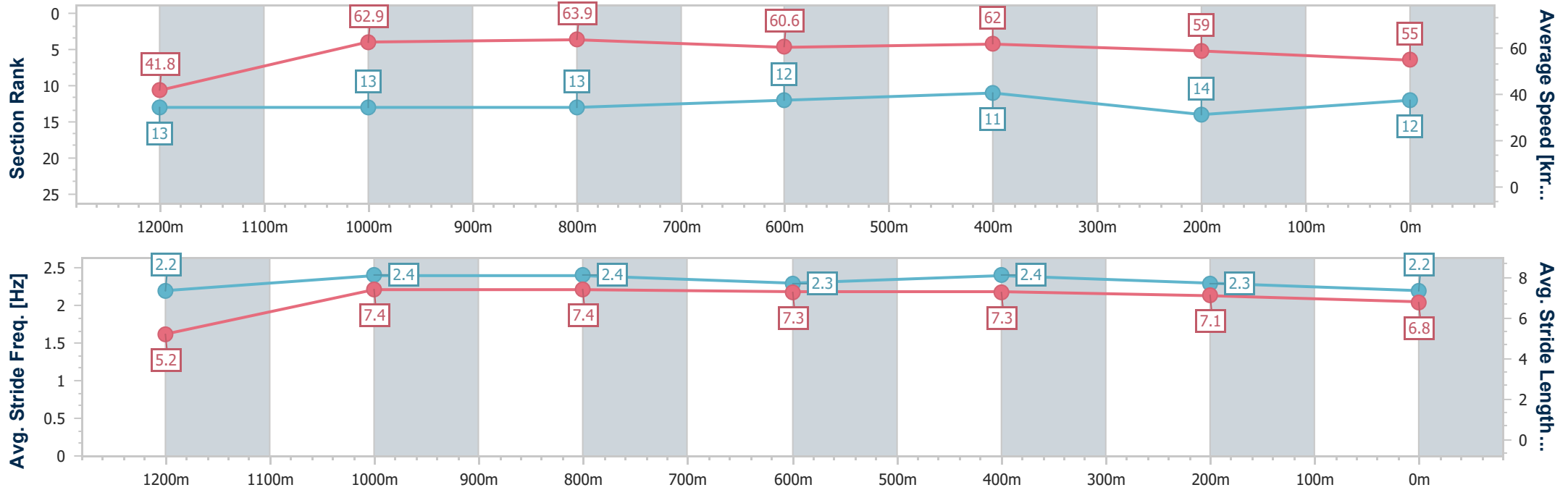
Horse/Jockey Name	Winston Blue
Final Rank	12
Fastest Section Time (Section)	0:08.60 (Overall)
Top Speed [km/h] (Section)	64.8 (1000m)
Race State	Finished



Sunshine Coast QLD Professional  
 Race 1: PROTECTOR ALUMINIUM BM55 Handicap - 1300m  
 01 November 2022 - 11:49  
 Track Rating: Soft 5, Weather: Light Rain, Rail Position: +5m Entire



Section	Overall	1200m	1000m	800m	600m	400m	200m
Section Times	1:20.28 [12] (0:08.60)	1:11.68 [13] (0:11.44)	1:00.24 [13] (0:11.32)	0:48.92 [13] (0:11.98)	0:36.94 [12] (0:11.64)	0:25.30 [11] (0:12.19)	0:13.11 [14] (0:13.11)
Average Speed [km/h]	41.8	62.9	63.9	60.6	62.0	59.0	55.0
Top Speed [km/h]	59.2	64.5	64.8	61.8	63.2	62.0	57.7
Avg. Dist. to Rail [m]	7.9	4.0	2.1	1.2	0.5	3.2	5.8
Avg. Stride Freq. [Hz]	2.2	2.4	2.4	2.3	2.4	2.3	2.2
Avg. Stride Length [m]	5.2	7.4	7.4	7.3	7.3	7.1	6.8



- [ ] Ranking at each section and finish
- .-.- No data available at this section
- NA No data available



Horse/Jockey Name	Who Said So
Final Rank	13
Fastest Section Time (Section)	0:08.29 (Overall)
Top Speed [km/h] (Section)	64.8 (1200m)
Race State	Finished



Sunshine Coast QLD Professional

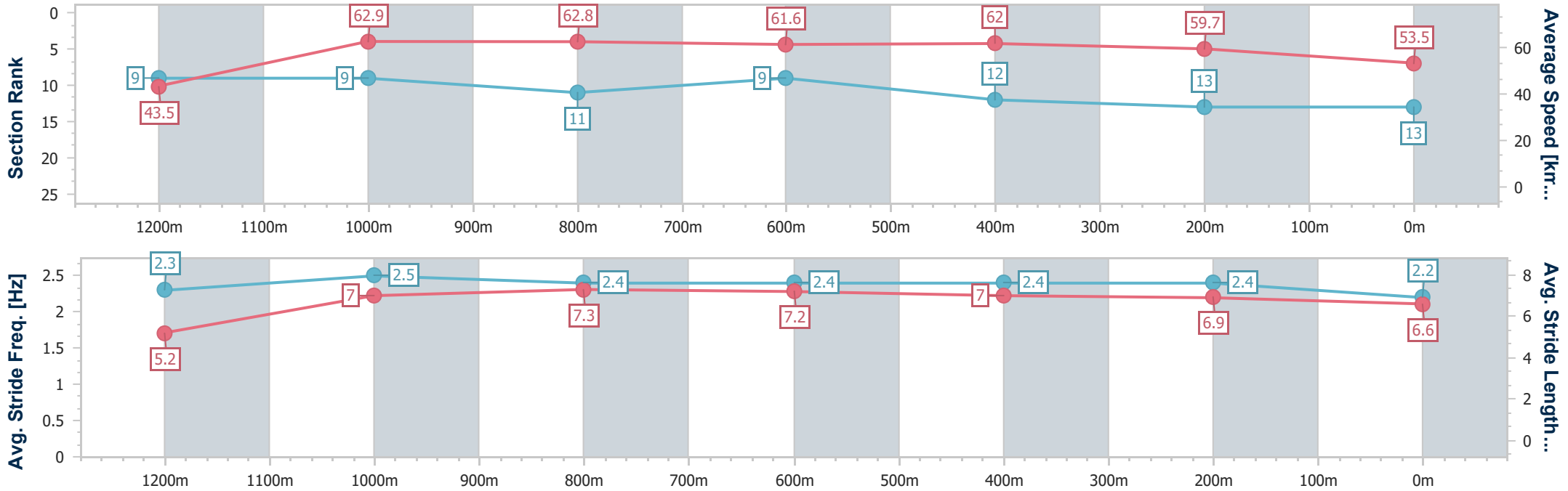
Race 1: PROTECTOR ALUMINIUM BM55 Handicap - 1300m



01 November 2022 - 11:49

Track Rating: Soft 5, Weather: Light Rain, Rail Position: +5m Entire

Section	Overall	1200m	1000m	800m	600m	400m	200m
Section Times	1:20.73 [13] (0:08.29)	1:12.44 [9] (0:11.45)	1:00.99 [9] (0:11.61)	0:49.38 [11] (0:11.94)	0:37.44 [9] (0:11.91)	0:25.53 [12] (0:12.05)	0:13.48 [13] (0:13.48)
Average Speed [km/h]	43.5	62.9	62.8	61.6	62.0	59.7	53.5
Top Speed [km/h]	59.3	64.8	64.2	62.6	63.3	62.0	57.7
Avg. Dist. to Rail [m]	13.5	6.9	5.0	3.6	4.5	8.4	8.6
Avg. Stride Freq. [Hz]	2.3	2.5	2.4	2.4	2.4	2.4	2.2
Avg. Stride Length [m]	5.2	7.0	7.3	7.2	7.0	6.9	6.6



- [ ] Ranking at each section and finish
- .-.- No data available at this section
- NA No data available



Horse/Jockey Name	Dacxi Kaboom
Final Rank	14
Fastest Section Time (Section)	0:08.03 (Overall)
Top Speed [km/h] (Section)	67.6 (1200m)
Race State	Finished



Sunshine Coast QLD Professional

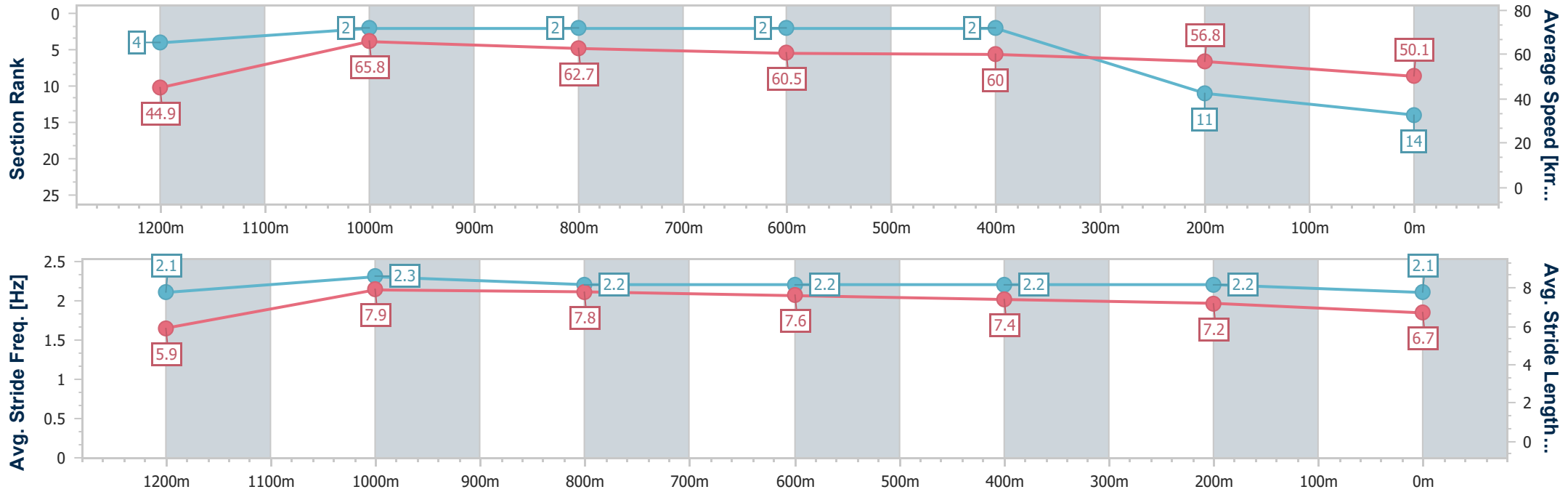
Race 1: PROTECTOR ALUMINIUM BM55 Handicap - 1300m



01 November 2022 - 11:49

Track Rating: Soft 5, Weather: Light Rain, Rail Position: +5m Entire

Section	Overall	1200m	1000m	800m	600m	400m	200m
Section Times	1:21.52 [14] (0:08.03)	1:13.49 [4] (0:10.94)	1:02.55 [2] (0:11.56)	0:50.99 [2] (0:11.95)	0:39.04 [2] (0:12.00)	0:27.04 [2] (0:12.68)	0:14.36 [11] (0:14.36)
Average Speed [km/h]	44.9	65.8	62.7	60.5	60.0	56.8	50.1
Top Speed [km/h]	63.9	67.6	64.8	60.9	60.8	58.8	54.7
Avg. Dist. to Rail [m]	10.0	6.1	2.8	0.9	0.2	2.8	5.2
Avg. Stride Freq. [Hz]	2.1	2.3	2.2	2.2	2.2	2.2	2.1
Avg. Stride Length [m]	5.9	7.9	7.8	7.6	7.4	7.2	6.7



- [ ] Ranking at each section and finish
- .-.- No data available at this section
- NA No data available