

Track Rating: Good 4, Weather: Fine, Rail Position: +3m Entire Course

Section												Last 600m	
Field Times		Overall	1200m	1000m	800m	600m	400m					0:35.94	
		1:21.44 (0:11.18)	1:10.26 (0:11.04)	0:59.22 (0:11.42)	0:47.80 (0:11.86)	0:35.94 (0:11.88)	0:24.06 (0:11.87)						
Rank	TAB	Horse/Jockey	Barrier	Top Speed [km/h]	Fastest Section							Distance Travelled [m]	
1	9	SIR PICCOLO	10	64.9	0:11.29	1:21.44 [1]	1:09.52 [10]	0:58.23 [9]	0:46.64 [9]	0:34.94 [9]	0:23.14 [9]	0:34.94	
		Luke Tarrant		1200m	1200m	(0:11.92)	(0:11.29)	(0:11.59)	(0:11.70)	(0:11.80)	(0:11.66)		
2	6	EYE SHOOT TO WIN	8	65.3	0:11.37	1:21.52 [2]	1:09.96 [6]	0:58.59 [7]	0:47.06 [7]	0:35.17 [7]	0:23.32 [7]	0:35.17	+1
		Scott Galloway		1200m	1200m	(0:11.56)	(0:11.37)	(0:11.53)	(0:11.89)	(0:11.85)	(0:11.61)		
2	1	STEINBRENNER	3	65.5	0:11.33	1:21.52 [2]	1:09.96 [7]	0:58.63 [6]	0:47.20 [5]	0:35.41 [5]	0:23.53 [6]	0:35.41	-3
		Yvette Lewis		1200m	1200m	(0:11.56)	(0:11.33)	(0:11.43)	(0:11.79)	(0:11.88)	(0:11.64)		
4	4	RIVER ROCKET	7	65.3	0:11.30	1:21.55 [4]	1:10.05 [5]	0:58.75 [5]	0:47.28 [6]	0:35.49 [6]	0:23.80 [4]	0:35.49	+0
		Jasmine Cornish		1200m	1200m	(0:11.50)	(0:11.30)	(0:11.47)	(0:11.79)	(0:11.69)	(0:11.80)		
5	5	BIGGIE	5	66.2	0:11.14	1:21.58 [5]	1:10.31 [3]	0:59.17 [3]	0:47.72 [3]	0:35.89 [3]	0:23.94 [3]	0:35.89	-1
		Georgina Cartwright		1200m	1200m	(0:11.27)	(0:11.14)	(0:11.45)	(0:11.83)	(0:11.95)	(0:11.87)		
6	3	HAIL TO THE CHIEF	2	66.1	0:11.07	1:21.59 [6]	1:10.41 [1]	0:59.34 [2]	0:47.95 [1]	0:36.07 [2]	0:24.19 [2]	0:36.07	-2
		Stephanie Lacy		1200m	1200m	(0:11.18)	(0:11.07)	(0:11.39)	(0:11.88)	(0:11.88)	(0:11.85)		
7	7	METAL ROCK	1	66.0	0:10.97	1:21.61 [7]	1:10.36 [2]	0:59.39 [1]	0:47.97 [2]	0:36.11 [1]	0:24.23 [1]	0:36.11	-5
		Kyle Wilson-Taylor		1200m	1200m	(0:11.25)	(0:10.97)	(0:11.42)	(0:11.86)	(0:11.88)	(0:11.98)		
8	2	HARRYANDTHETIGER	9	65.1	0:11.31	1:21.77 [8]	1:10.01 [8]	0:58.70 [8]	0:47.11 [8]	0:35.34 [8]	0:23.51 [8]	0:35.34	-3
		Nick Keal		1200m	1200m	(0:11.76)	(0:11.31)	(0:11.59)	(0:11.77)	(0:11.83)	(0:11.63)		
9	10	STATIC LIFT	4	65.1	0:11.25	1:22.63 [9]	1:11.29 [4]	1:00.04 [4]	0:48.59 [4]	0:36.76 [4]	0:24.71 [5]	0:36.76	-6
		Cecily Eaton		1000m	1200m	(0:11.34)	(0:11.25)	(0:11.45)	(0:11.83)	(0:12.05)	(0:12.19)		
10	8	KINKUNA	6	64.8	0:11.42	1:24.52 [10]	1:12.73 [9]	1:01.31 [10]	0:49.53 [10]	0:37.67 [10]	0:25.68 [10]	0:37.67	-4
		Michael Murphy		1200m	1200m	(0:11.79)	(0:11.42)	(0:11.78)	(0:11.86)	(0:11.99)	(0:12.48)		

Section	Overall	1200m	1000m	800m	600m	400m	Last 600m
Field Times	1:21.44 (0:11.18)	1:10.26 (0:11.04)	0:59.22 (0:11.42)	0:47.80 (0:11.86)	0:35.94 (0:11.88)	0:24.06 (0:11.87)	0:35.94

[] Ranking at each section and finish
 -:-:-:- No data available at this section
 NA No data available

SCN Saddle cloth number
 DNF Did not finish
 DNT Did not track

Track Rating: Good 4, Weather: Fine, Rail Position: +3m Entire Course

Section				200m				Last 600m	
Field Times				0:12.19 (0:12.19)				0:35.94	
Rank	TAB	Horse/Jockey	Barrier	Top Speed [km/h]	Fastest Section	Margin			Distance Travelled [m]
1	9	SIR PICCOLO Luke Tarrant	10	64.9 1200m	0:11.29 1200m	0:11.48 [8] (0:11.48)	1:21.44		0:34.94
2	6	EYE SHOOT TO WIN Scott Galloway	8	65.3 1200m	0:11.37 1200m	0:11.71 [6] (0:11.71)	0.5L		0:35.17 +1
2	1	STEINBRENNER Yvette Lewis	3	65.5 1200m	0:11.33 1200m	0:11.89 [3] (0:11.89)	0.5L		0:35.41 -3
4	4	RIVER ROCKET Jasmine Cornish	7	65.3 1200m	0:11.30 1200m	0:12.00 [5] (0:12.00)	0.7L		0:35.49 +0
5	5	BIGGIE Georgina Cartwright	5	66.2 1200m	0:11.14 1200m	0:12.07 [4] (0:12.07)	0.9L		0:35.89 -1
6	3	HAIL TO THE CHIEF Stephanie Lacy	2	66.1 1200m	0:11.07 1200m	0:12.34 [1] (0:12.34)	1L		0:36.07 -2
7	7	METAL ROCK Kyle Wilson-Taylor	1	66.0 1200m	0:10.97 1200m	0:12.25 [2] (0:12.25)	1.2L		0:36.11 -5
8	2	HARRYANDTHETIGER Nick Keal	9	65.1 1200m	0:11.31 1200m	0:11.88 [7] (0:11.88)	2L		0:35.34 -3
9	10	STATIC LIFT Cecily Eaton	4	65.1 1000m	0:11.25 1200m	0:12.52 [9] (0:12.52)	7L		0:36.76 -6
10	8	KINKUNA Michael Murphy	6	64.8 1200m	0:11.42 1200m	0:13.20 [10] (0:13.20)	18L		0:37.67 -4

Section	200m	Last 600m
Field Times	0:12.19 (0:12.19)	0:35.94

[] Ranking at each section and finish
-:-:- No data available at this section
NA No data available

SCN Saddle cloth number
DNF Did not finish
DNT Did not track



Horse/Jockey Name	Sir Piccolo
Final Rank	1
Fastest Section Time (Section)	0:11.29 (1200m)
Top Speed [km/h] (Section)	64.9 (1200m)
Race State	Finished



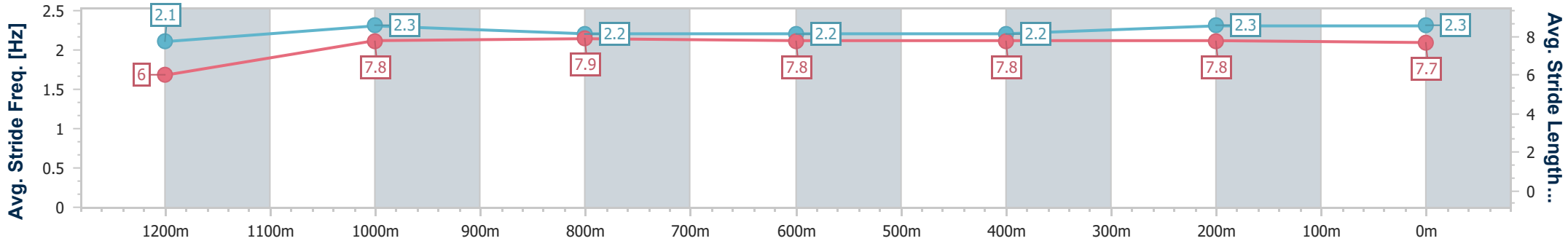
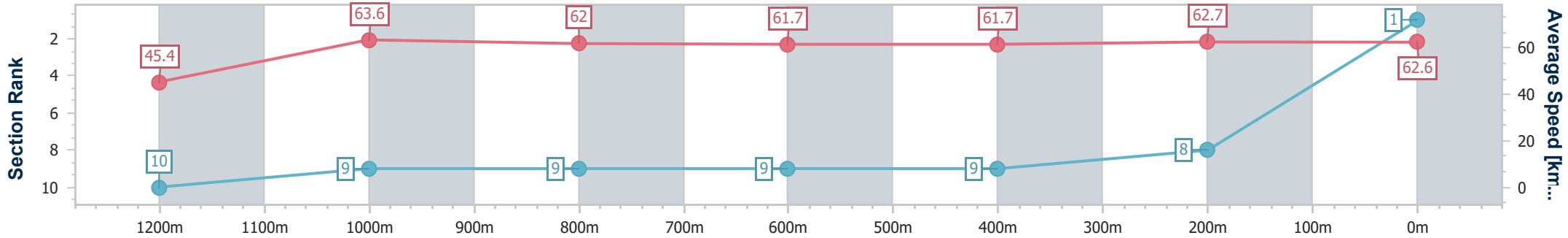
Ipswich QLD Professional
 Race 6: UNDER THE LOUVRE AT GRANDVIEW Colts, Geldings
 & Entires BM65 Handicap - 1350m



03 November 2022 - 16:03

Track Rating: Good 4, Weather: Fine, Rail Position: +3m Entire Course

Section	Overall	1200m	1000m	800m	600m	400m	200m						
Section Times	1:21.44 [1] (0:11.92)	1:09.52 [10] (0:11.29)	0:58.23 [9] (0:11.59)	0:46.64 [9] (0:11.70)	0:34.94 [9] (0:11.80)	0:23.14 [9] (0:11.66)	0:11.48 [8] (0:11.48)						
Average Speed [km/h]	45.4	63.6	62.0	61.7	61.7	62.7	62.6						
Top Speed [km/h]	62.2	64.9	63.6	63.3	62.5	63.6	63.6						
Avg. Dist. to Rail [m]	4.5	1.0	0.8	0.8	2.4	5.0	7.4						
Avg. Stride Freq. [Hz]	2.1	2.3	2.2	2.2	2.2	2.3	2.3						
Avg. Stride Length [m]	6.0	7.8	7.9	7.8	7.8	7.8	7.7						



- [] Ranking at each section and finish
- .-.- No data available at this section
- NA No data available



Horse/Jockey Name	Steinbrenner
Final Rank	2
Fastest Section Time (Section)	0:11.33 (1200m)
Top Speed [km/h] (Section)	65.5 (1200m)
Race State	Finished



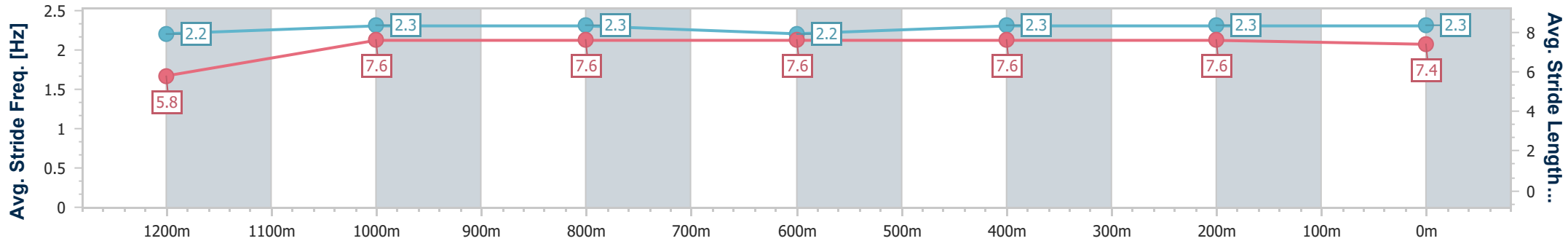
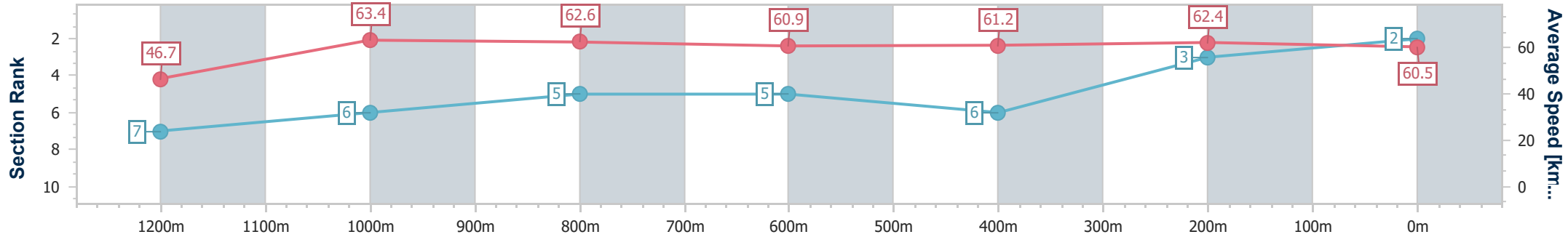
Ipswich QLD Professional
 Race 6: UNDER THE LOUVRE AT GRANDVIEW Colts, Geldings
 & Entires BM65 Handicap - 1350m



03 November 2022 - 16:03

Track Rating: Good 4, Weather: Fine, Rail Position: +3m Entire Course

Section	Overall	1200m	1000m	800m	600m	400m	200m							
Section Times	1:21.52 [2] (0:11.56)	1:09.96 [7] (0:11.33)	0:58.63 [6] (0:11.43)	0:47.20 [5] (0:11.79)	0:35.41 [5] (0:11.88)	0:23.53 [6] (0:11.64)	0:11.89 [3] (0:11.89)							
Average Speed [km/h]	46.7	63.4	62.6	60.9	61.2	62.4	60.5							
Top Speed [km/h]	63.4	65.5	63.7	61.6	61.9	63.6	63.0							
Avg. Dist. to Rail [m]	0.9	2.3	2.3	0.7	1.9	2.2	2.6							
Avg. Stride Freq. [Hz]	2.2	2.3	2.3	2.2	2.3	2.3	2.3							
Avg. Stride Length [m]	5.8	7.6	7.6	7.6	7.6	7.6	7.4							



- [] Ranking at each section and finish
- .-.- No data available at this section
- NA No data available



Horse/Jockey Name	Eye Shoot To Win
Final Rank	2
Fastest Section Time (Section)	0:11.37 (1200m)
Top Speed [km/h] (Section)	65.3 (1200m)
Race State	Finished



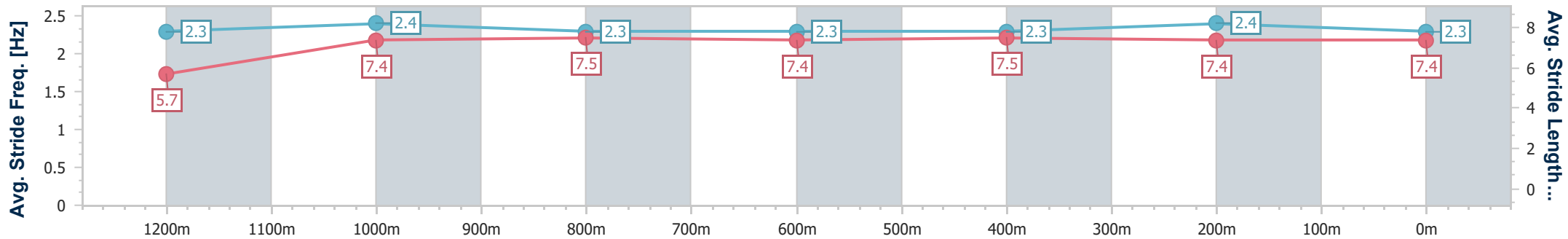
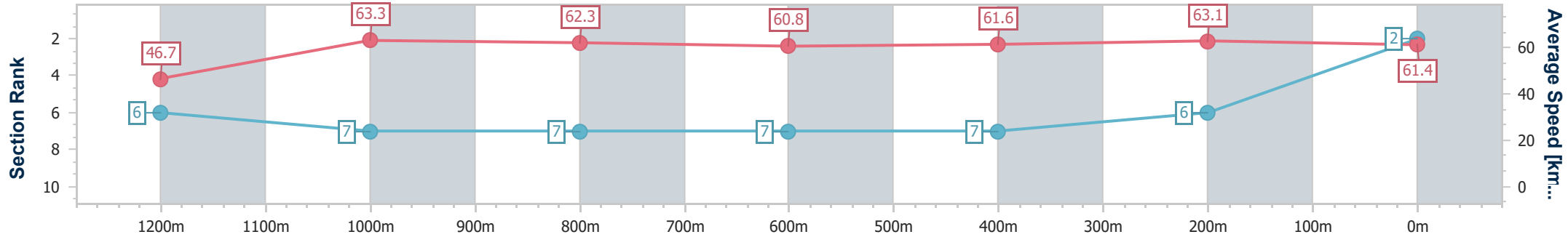
Ipswich QLD Professional
 Race 6: UNDER THE LOUVRE AT GRANDVIEW Colts, Geldings
 & Entires BM65 Handicap - 1350m



03 November 2022 - 16:03

Track Rating: Good 4, Weather: Fine, Rail Position: +3m Entire Course

Section	Overall	1200m	1000m	800m	600m	400m	200m						
Section Times	1:21.52 [2] (0:11.56)	1:09.96 [6] (0:11.37)	0:58.59 [7] (0:11.53)	0:47.06 [7] (0:11.89)	0:35.17 [7] (0:11.85)	0:23.32 [7] (0:11.61)	0:11.71 [6] (0:11.71)						
Average Speed [km/h]	46.7	63.3	62.3	60.8	61.6	63.1	61.4						
Top Speed [km/h]	60.7	65.3	64.2	61.9	63.0	64.9	62.6						
Avg. Dist. to Rail [m]	4.1	0.6	1.0	1.0	3.0	4.6	5.8						
Avg. Stride Freq. [Hz]	2.3	2.4	2.3	2.3	2.3	2.4	2.3						
Avg. Stride Length [m]	5.7	7.4	7.5	7.4	7.5	7.4	7.4						



- [] Ranking at each section and finish
- .-.- No data available at this section
- NA No data available



Horse/Jockey Name	River Rocket
Final Rank	4
Fastest Section Time (Section)	0:11.30 (1200m)
Top Speed [km/h] (Section)	65.3 (1200m)
Race State	Finished



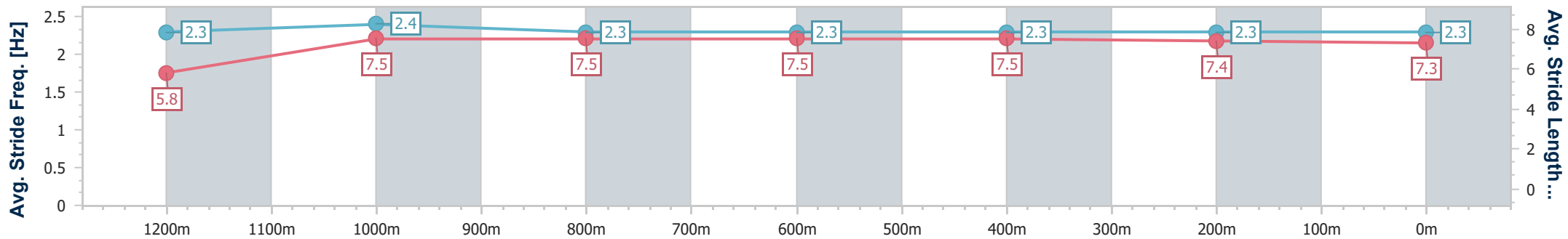
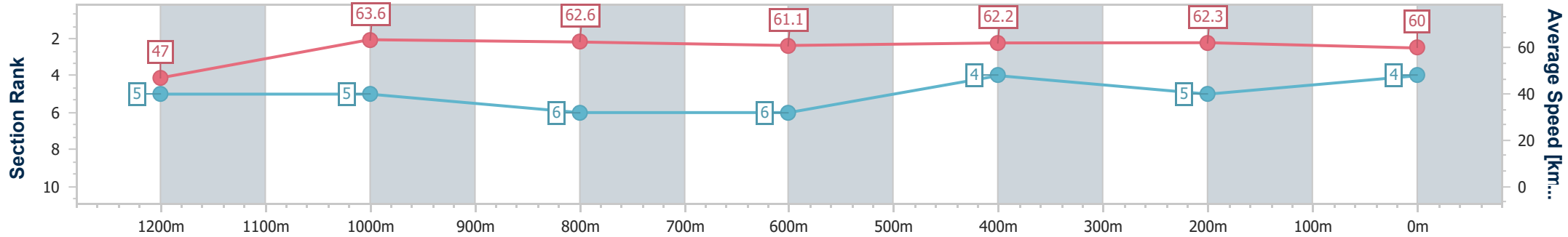
Ipswich QLD Professional
 Race 6: UNDER THE LOUVRE AT GRANDVIEW Colts, Geldings
 & Entires BM65 Handicap - 1350m



03 November 2022 - 16:03

Track Rating: Good 4, Weather: Fine, Rail Position: +3m Entire Course

Section	Overall	1200m	1000m	800m	600m	400m	200m
Section Times	1:21.55 [4] (0:11.50)	1:10.05 [5] (0:11.30)	0:58.75 [5] (0:11.47)	0:47.28 [6] (0:11.79)	0:35.49 [6] (0:11.69)	0:23.80 [4] (0:11.80)	0:12.00 [5] (0:12.00)
Average Speed [km/h]	47.0	63.6	62.6	61.1	62.2	62.3	60.0
Top Speed [km/h]	61.4	65.3	63.7	61.7	63.2	63.4	62.9
Avg. Dist. to Rail [m]	3.0	0.5	1.3	0.5	2.4	5.6	5.2
Avg. Stride Freq. [Hz]	2.3	2.4	2.3	2.3	2.3	2.3	2.3
Avg. Stride Length [m]	5.8	7.5	7.5	7.5	7.5	7.4	7.3



- [] Ranking at each section and finish
- .-.- No data available at this section
- NA No data available



Horse/Jockey Name	Biggie
Final Rank	5
Fastest Section Time (Section)	0:11.14 (1200m)
Top Speed [km/h] (Section)	66.2 (1200m)
Race State	Finished



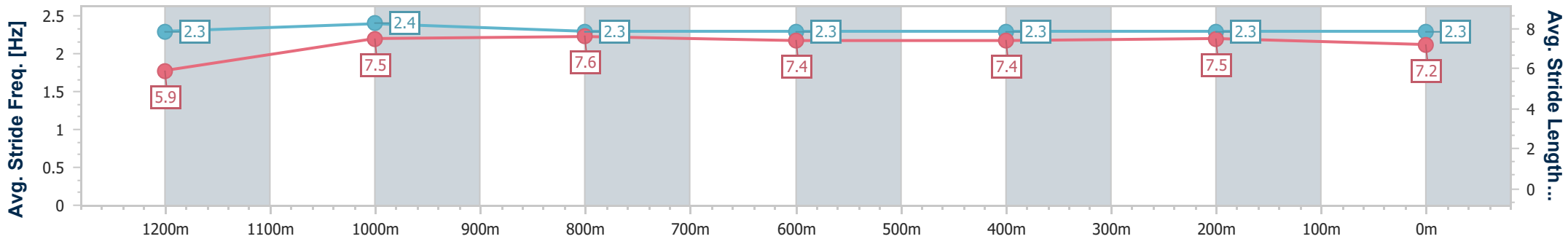
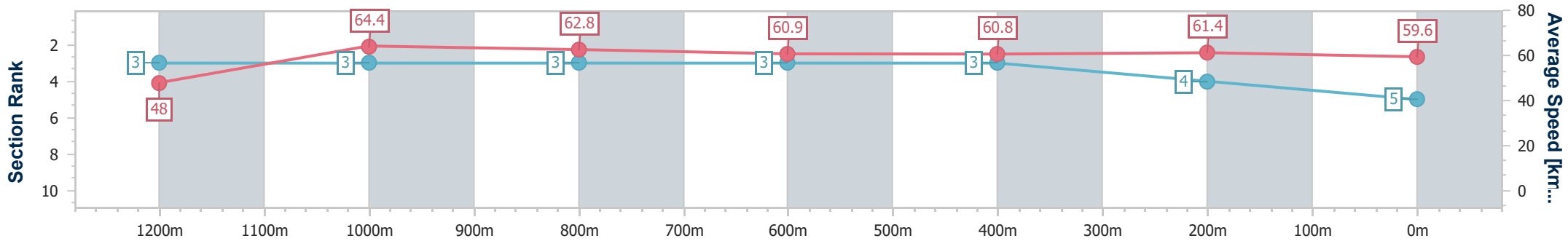
Ipswich QLD Professional
 Race 6: UNDER THE LOUVRE AT GRANDVIEW Colts, Geldings
 & Entires BM65 Handicap - 1350m



03 November 2022 - 16:03

Track Rating: Good 4, Weather: Fine, Rail Position: +3m Entire Course

Section	Overall	1200m	1000m	800m	600m	400m	200m
Section Times	1:21.58 [5] (0:11.27)	1:10.31 [3] (0:11.14)	0:59.17 [3] (0:11.45)	0:47.72 [3] (0:11.83)	0:35.89 [3] (0:11.95)	0:23.94 [3] (0:11.87)	0:12.07 [4] (0:12.07)
Average Speed [km/h]	48.0	64.4	62.8	60.9	60.8	61.4	59.6
Top Speed [km/h]	63.8	66.2	64.7	62.1	61.6	62.1	61.9
Avg. Dist. to Rail [m]	1.5	0.8	1.2	0.7	2.5	3.3	4.6
Avg. Stride Freq. [Hz]	2.3	2.4	2.3	2.3	2.3	2.3	2.3
Avg. Stride Length [m]	5.9	7.5	7.6	7.4	7.4	7.5	7.2



- [] Ranking at each section and finish
- .-.- No data available at this section
- NA No data available



Horse/Jockey Name	Hail To The Chief
Final Rank	6
Fastest Section Time (Section)	0:11.07 (1200m)
Top Speed [km/h] (Section)	66.1 (1200m)
Race State	Finished



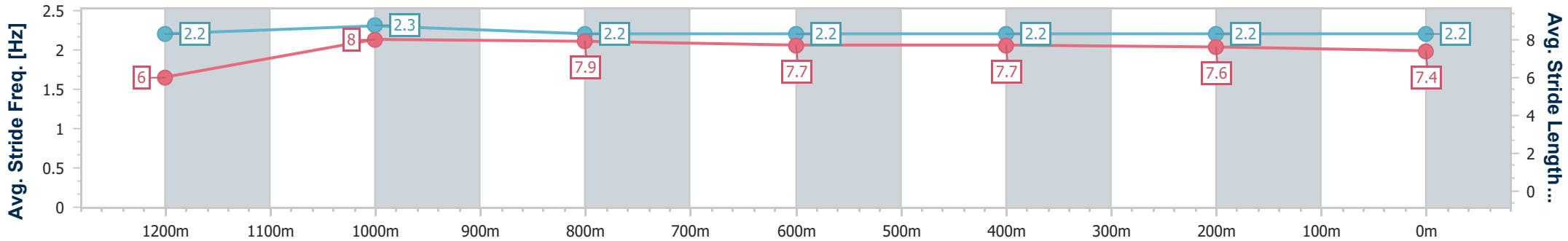
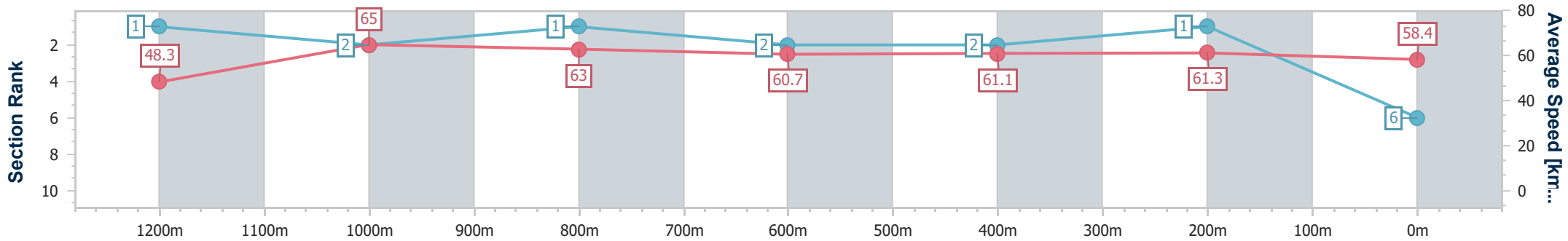
Ipswich QLD Professional
 Race 6: UNDER THE LOUVRE AT GRANDVIEW Colts, Geldings
 & Entires BM65 Handicap - 1350m



03 November 2022 - 16:03

Track Rating: Good 4, Weather: Fine, Rail Position: +3m Entire Course

Section	Overall	1200m	1000m	800m	600m	400m	200m
Section Times	1:21.59 [6] (0:11.18)	1:10.41 [1] (0:11.07)	0:59.34 [2] (0:11.39)	0:47.95 [1] (0:11.88)	0:36.07 [2] (0:11.88)	0:24.19 [2] (0:11.85)	0:12.34 [1] (0:12.34)
Average Speed [km/h]	48.3	65.0	63.0	60.7	61.1	61.3	58.4
Top Speed [km/h]	64.3	66.1	64.2	61.7	62.1	62.1	60.5
Avg. Dist. to Rail [m]	1.4	1.4	1.1	0.7	2.1	2.4	2.5
Avg. Stride Freq. [Hz]	2.2	2.3	2.2	2.2	2.2	2.2	2.2
Avg. Stride Length [m]	6.0	8.0	7.9	7.7	7.7	7.6	7.4



- [] Ranking at each section and finish
- .-.- No data available at this section
- NA No data available



Horse/Jockey Name	Metal Rock
Final Rank	7
Fastest Section Time (Section)	0:10.97 (1200m)
Top Speed [km/h] (Section)	66.0 (1200m)
Race State	Finished



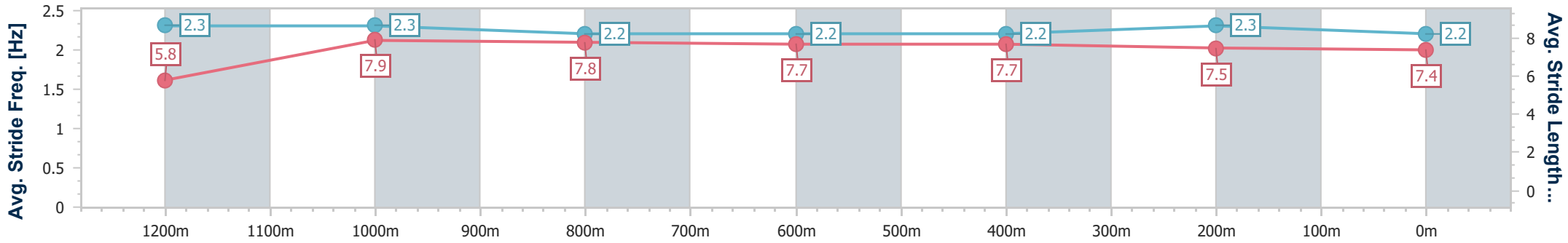
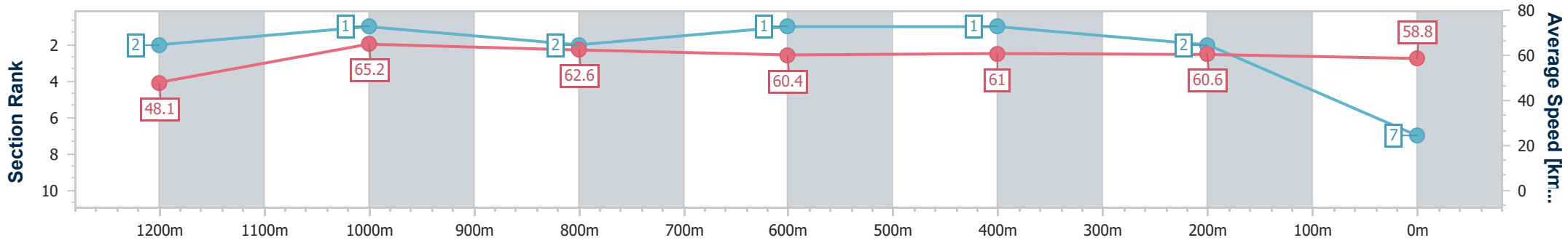
Ipswich QLD Professional
 Race 6: UNDER THE LOUVRE AT GRANDVIEW Colts, Geldings
 & Entires BM65 Handicap - 1350m



03 November 2022 - 16:03

Track Rating: Good 4, Weather: Fine, Rail Position: +3m Entire Course

Section	Overall	1200m	1000m	800m	600m	400m	200m							
Section Times	1:21.61 [7] (0:11.25)	1:10.36 [2] (0:10.97)	0:59.39 [1] (0:11.42)	0:47.97 [2] (0:11.86)	0:36.11 [1] (0:11.88)	0:24.23 [1] (0:11.98)	0:12.25 [2] (0:12.25)							
Average Speed [km/h]	48.1	65.2	62.6	60.4	61.0	60.6	58.8							
Top Speed [km/h]	64.1	66.0	65.5	61.3	62.4	61.1	61.3							
Avg. Dist. to Rail [m]	3.9	2.8	3.2	1.2	1.1	2.3	1.4							
Avg. Stride Freq. [Hz]	2.3	2.3	2.2	2.2	2.2	2.3	2.2							
Avg. Stride Length [m]	5.8	7.9	7.8	7.7	7.7	7.5	7.4							



- [] Ranking at each section and finish
- .-.- No data available at this section
- NA No data available



Horse/Jockey Name	Harryandthetiger
Final Rank	8
Fastest Section Time (Section)	0:11.31 (1200m)
Top Speed [km/h] (Section)	65.1 (1200m)
Race State	Finished



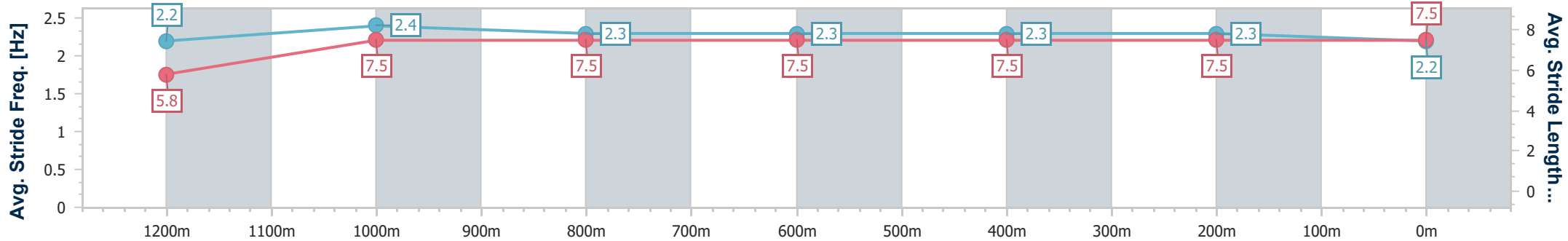
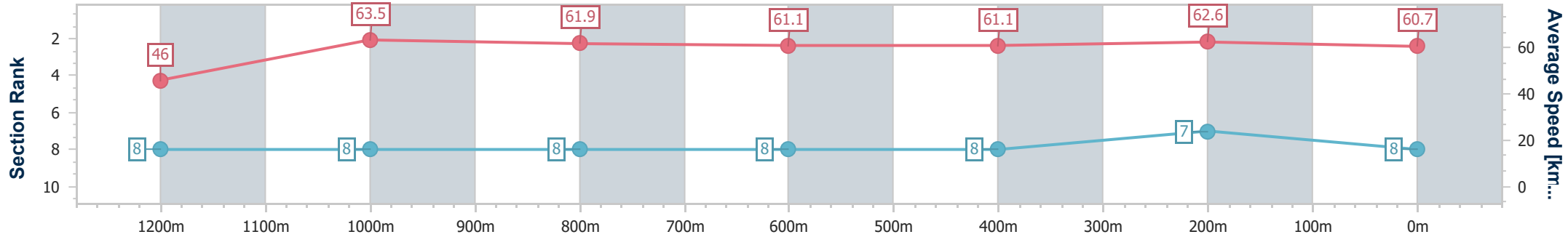
Ipswich QLD Professional
 Race 6: UNDER THE LOUVRE AT GRANDVIEW Colts, Geldings
 & Entires BM65 Handicap - 1350m



03 November 2022 - 16:03

Track Rating: Good 4, Weather: Fine, Rail Position: +3m Entire Course

Section	Overall	1200m	1000m	800m	600m	400m	200m						
Section Times	1:21.77 [8] (0:11.76)	1:10.01 [8] (0:11.31)	0:58.70 [8] (0:11.59)	0:47.11 [8] (0:11.77)	0:35.34 [8] (0:11.83)	0:23.51 [8] (0:11.63)	0:11.88 [7] (0:11.88)						
Average Speed [km/h]	46.0	63.5	61.9	61.1	61.1	62.6	60.7						
Top Speed [km/h]	63.9	65.1	63.0	62.1	62.0	63.2	62.9						
Avg. Dist. to Rail [m]	4.5	1.4	1.6	0.5	1.3	3.6	5.3						
Avg. Stride Freq. [Hz]	2.2	2.4	2.3	2.3	2.3	2.3	2.2						
Avg. Stride Length [m]	5.8	7.5	7.5	7.5	7.5	7.5	7.5						



- [] Ranking at each section and finish
- .-.- No data available at this section
- NA No data available



Horse/Jockey Name	Static Lift
Final Rank	9
Fastest Section Time (Section)	0:11.25 (1200m)
Top Speed [km/h] (Section)	65.1 (1000m)
Race State	Finished



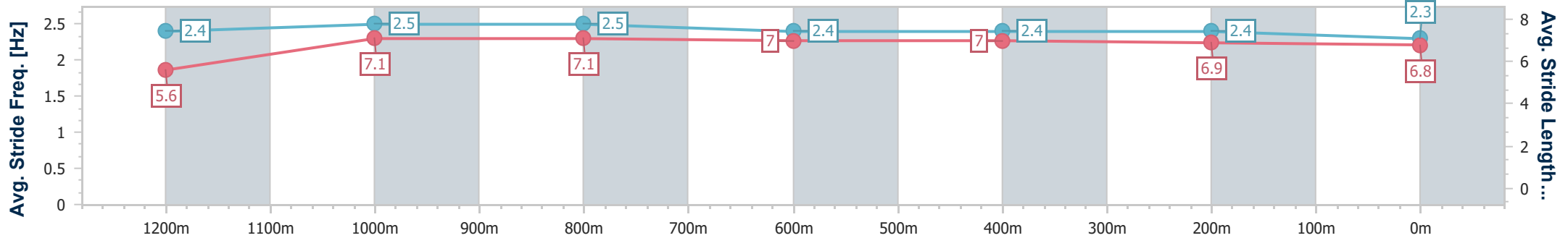
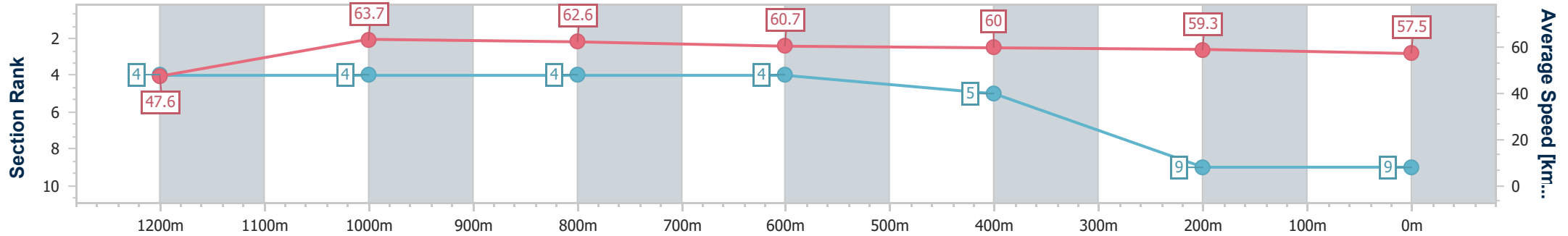
Ipswich QLD Professional
 Race 6: UNDER THE LOUVRE AT GRANDVIEW Colts, Geldings
 & Entires BM65 Handicap - 1350m



03 November 2022 - 16:03

Track Rating: Good 4, Weather: Fine, Rail Position: +3m Entire Course

Section	Overall	1200m	1000m	800m	600m	400m	200m						
Section Times	1:22.63 [9] (0:11.34)	1:11.29 [4] (0:11.25)	1:00.04 [4] (0:11.45)	0:48.59 [4] (0:11.83)	0:36.76 [4] (0:12.05)	0:24.71 [5] (0:12.19)	0:12.52 [9] (0:12.52)						
Average Speed [km/h]	47.6	63.7	62.6	60.7	60.0	59.3	57.5						
Top Speed [km/h]	62.5	64.8	65.1	63.0	60.9	60.2	59.7						
Avg. Dist. to Rail [m]	1.4	2.1	2.2	0.6	1.0	1.5	2.6						
Avg. Stride Freq. [Hz]	2.4	2.5	2.5	2.4	2.4	2.4	2.3						
Avg. Stride Length [m]	5.6	7.1	7.1	7.0	7.0	6.9	6.8						



- [] Ranking at each section and finish
- .-.- No data available at this section
- NA No data available



Horse/Jockey Name	Kinkuna
Final Rank	10
Fastest Section Time (Section)	0:11.42 (1200m)
Top Speed [km/h] (Section)	64.8 (1200m)
Race State	Finished



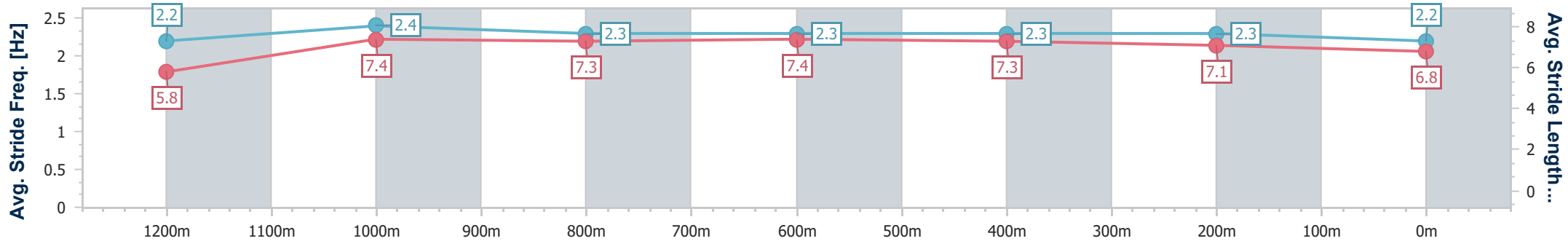
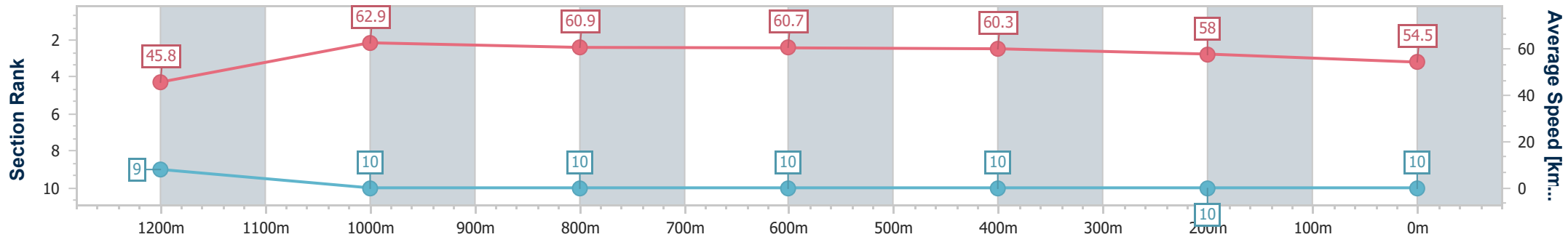
Ipswich QLD Professional
 Race 6: UNDER THE LOUVRE AT GRANDVIEW Colts, Geldings
 & Entires BM65 Handicap - 1350m



03 November 2022 - 16:03

Track Rating: Good 4, Weather: Fine, Rail Position: +3m Entire Course

Section	Overall	1200m	1000m	800m	600m	400m	200m
Section Times	1:24.52 [10] (0:11.79)	1:12.73 [9] (0:11.42)	1:01.31 [10] (0:11.78)	0:49.53 [10] (0:11.86)	0:37.67 [10] (0:11.99)	0:25.68 [10] (0:12.48)	0:13.20 [10] (0:13.20)
Average Speed [km/h]	45.8	62.9	60.9	60.7	60.3	58.0	54.5
Top Speed [km/h]	62.0	64.8	61.8	62.1	61.2	59.1	57.4
Avg. Dist. to Rail [m]	2.1	1.7	1.7	0.5	1.2	2.0	4.3
Avg. Stride Freq. [Hz]	2.2	2.4	2.3	2.3	2.3	2.3	2.2
Avg. Stride Length [m]	5.8	7.4	7.3	7.4	7.3	7.1	6.8



- [] Ranking at each section and finish
- .-.- No data available at this section
- NA No data available