



Aquis Park Gold Coast QLD Professional
Race 3: TRADELINK: PRECISION IN PLUMBING BENCHMARK 65
Handicap - 1100m
05 November 2022 - 13:39



Track Rating: Good 4, Weather: Scattered Clouds, Rail Position: +2m 1800m-350m; True Remainder

Section												Last 600m	
Field Times		Overall	1000m	800m	600m	400m	200m						0:32.66
		(0:08.43)	(0:10.91)	(0:10.90)	(0:10.94)	(0:10.75)	(0:10.97)						
Rank	TAB	Horse/Jockey	Barrier	Top Speed [km/h]	Fastest Section							Margin	Distance Travelled [m]
1	6	PREACH	3	68.3	0:08.45	1:02.90 [1]	0:54.45 [2]	0:43.56 [1]	0:32.66 [1]	0:21.72 [1]	0:10.97 [1]	1:02.90	0:32.66
		Noel Callow		1000m	Overall	(0:08.45)	(0:10.89)	(0:10.90)	(0:10.94)	(0:10.75)	(0:10.97)		
2	5	BORN A WARRIOR	6	68.9	0:08.88	1:03.30 [2]	0:54.42 [8]	0:43.30 [8]	0:32.39 [8]	0:21.49 [7]	0:10.87 [5]	2.3L	0:32.39 +3
		Ryan Wiggins		400m	Overall	(0:08.88)	(0:11.12)	(0:10.91)	(0:10.90)	(0:10.62)	(0:10.87)		
3	3	CHILLIWACK	4	68.4	0:08.64	1:03.42 [3]	0:54.78 [6]	0:43.73 [4]	0:32.87 [4]	0:22.06 [4]	0:11.22 [3]	2.8L	0:32.87 +3
		Jag Guthmann-Chester		800m	Overall	(0:08.64)	(0:11.05)	(0:10.86)	(0:10.81)	(0:10.84)	(0:11.22)		
4	8	NAJAH	7	67.9	0:08.57	1:03.60 [4]	0:55.03 [3]	0:44.17 [2]	0:33.28 [2]	0:22.30 [2]	0:11.33 [4]	3.8L	0:33.28 +6
		Dale Smith		600m	Overall	(0:08.57)	(0:10.86)	(0:10.89)	(0:10.98)	(0:10.97)	(0:11.33)		
5	4	TOP BOY	5	67.7	0:08.64	1:03.62 [5]	0:54.98 [5]	0:43.77 [7]	0:32.93 [6]	0:21.98 [6]	0:11.13 [7]	3.9L	0:32.93 +5
		Paul Hammersley		800m	Overall	(0:08.64)	(0:11.21)	(0:10.84)	(0:10.95)	(0:10.85)	(0:11.13)		
6	2	SHE'S CHOOSIE	2	67.9	0:08.43	1:03.69 [6]	0:55.26 [1]	0:44.08 [3]	0:33.26 [3]	0:22.33 [3]	0:11.45 [2]	4.2L	0:33.26 +0
		Robbie Fradd		600m	Overall	(0:08.43)	(0:11.18)	(0:10.82)	(0:10.93)	(0:10.88)	(0:11.45)		
7	7	BID IN A HURRY	1	67.7	0:08.68	1:04.12 [7]	0:55.44 [7]	0:44.24 [6]	0:33.41 [5]	0:22.51 [5]	0:11.61 [6]	6.7L	0:33.41 -2
		Chris Whiteley		400m	Overall	(0:08.68)	(0:11.20)	(0:10.83)	(0:10.90)	(0:10.90)	(0:11.61)		
8	1	AVENUE OF STARS	8	66.8	0:08.64	1:04.27 [8]	0:55.63 [4]	0:44.43 [5]	0:33.51 [7]	0:22.51 [7]	0:11.43 [8]	7.5L	0:33.51 +7
		Yvette Lewis		800m	Overall	(0:08.64)	(0:11.20)	(0:10.92)	(0:11.00)	(0:11.08)	(0:11.43)		

[] Ranking at each section and finish
 -:-:- No data available at this section
 NA No data available

SCN Saddle cloth number
 DNF Did not finish
 DNT Did not track



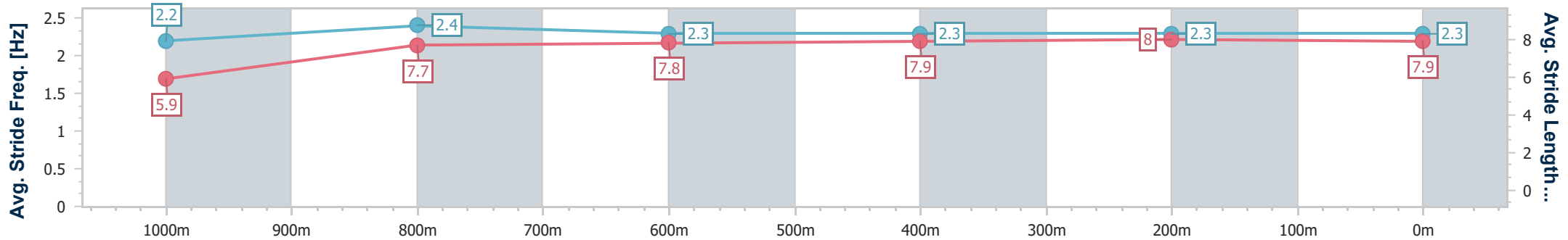
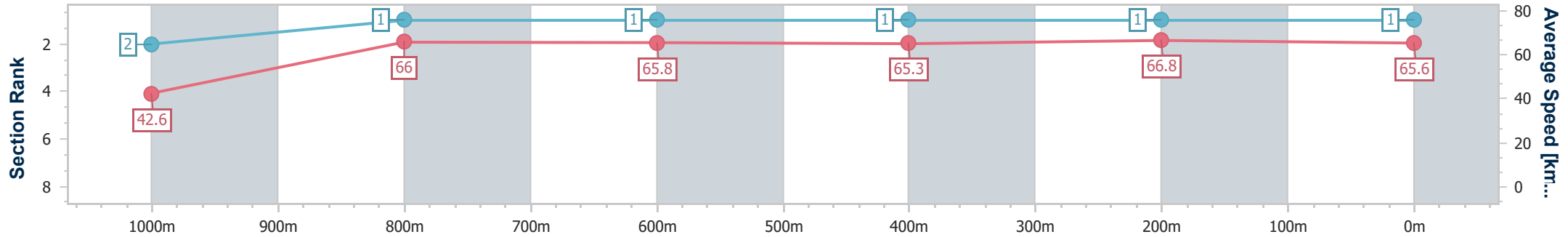
Horse/Jockey Name	Preach
Final Rank	1
Fastest Section Time (Section)	0:08.45 (Overall)
Top Speed [km/h] (Section)	68.3 (1000m)
Race State	Finished



Aquis Park Gold Coast QLD Professional
 Race 3: TRADELINK: PRECISION IN PLUMBING BENCHMARK 65 Handicap - 1100m
 05 November 2022 - 13:39
 Track Rating: Good 4, Weather: Scattered Clouds, Rail Position: + 2m 1800m-350m; True Remainder



Section	Overall	1000m	800m	600m	400m	200m
Section Times	1:02.90 [1] (0:08.45)	0:54.45 [2] (0:10.89)	0:43.56 [1] (0:10.90)	0:32.66 [1] (0:10.94)	0:21.72 [1] (0:10.75)	0:10.97 [1] (0:10.97)
Average Speed [km/h]	42.6	66.0	65.8	65.3	66.8	65.6
Top Speed [km/h]	61.5	68.3	66.8	66.2	68.2	67.8
Avg. Dist. to Rail [m]	1.5	0.4	1.1	1.3	2.1	0.3
Avg. Stride Freq. [Hz]	2.2	2.4	2.3	2.3	2.3	2.3
Avg. Stride Length [m]	5.9	7.7	7.8	7.9	8.0	7.9



- [] Ranking at each section and finish
- .-.- No data available at this section
- NA No data available

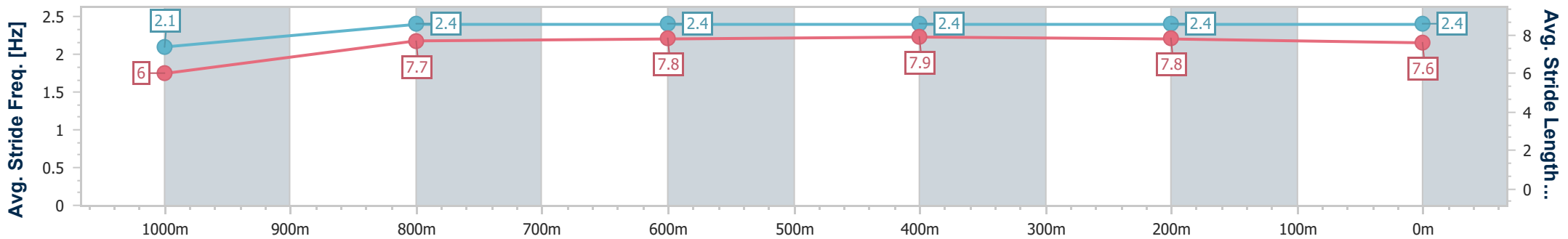
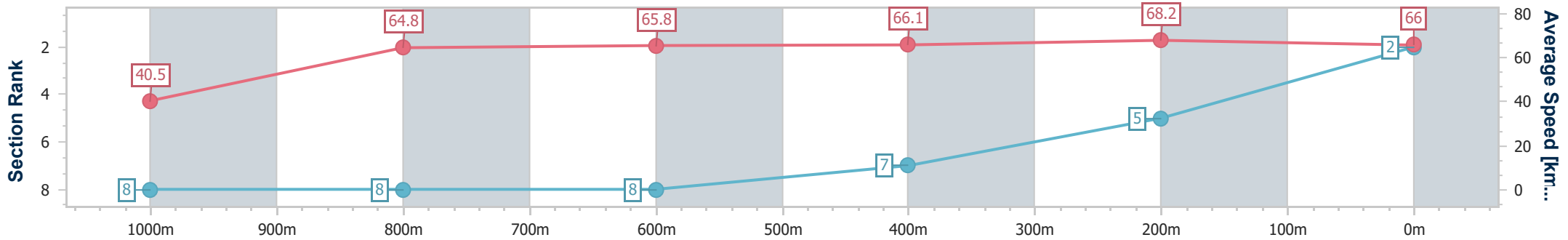


Horse/Jockey Name	Born A Warrior
Final Rank	2
Fastest Section Time (Section)	0:08.88 (Overall)
Top Speed [km/h] (Section)	68.9 (400m)
Race State	Finished



Aquis Park Gold Coast QLD Professional
 Race 3: TRADELINK: PRECISION IN PLUMBING BENCHMARK 65 Handicap - 1100m
 AQUIS PARK
 HOME OF THE GOLD COAST
 TURF CLUB & SPORT CENTRE
 05 November 2022 - 13:39
 Track Rating: Good 4, Weather: Scattered Clouds, Rail Position: +
 2m 1800m-350m; True Remainder

Section	Overall	1000m	800m	600m	400m	200m								
Section Times	1:03.30 [2] (0:08.88)	0:54.42 [8] (0:11.12)	0:43.30 [8] (0:10.91)	0:32.39 [8] (0:10.90)	0:21.49 [7] (0:10.62)	0:10.87 [5]								
Average Speed [km/h]	40.5	64.8	65.8	66.1	68.2	66.0								
Top Speed [km/h]	60.1	68.0	66.7	67.4	68.9	68.3								
Avg. Dist. to Rail [m]	3.9	0.8	1.0	0.4	4.2	5.0								
Avg. Stride Freq. [Hz]	2.1	2.4	2.4	2.4	2.4	2.4								
Avg. Stride Length [m]	6.0	7.7	7.8	7.9	7.8	7.6								



- [] Ranking at each section and finish
- .-.- No data available at this section
- NA No data available



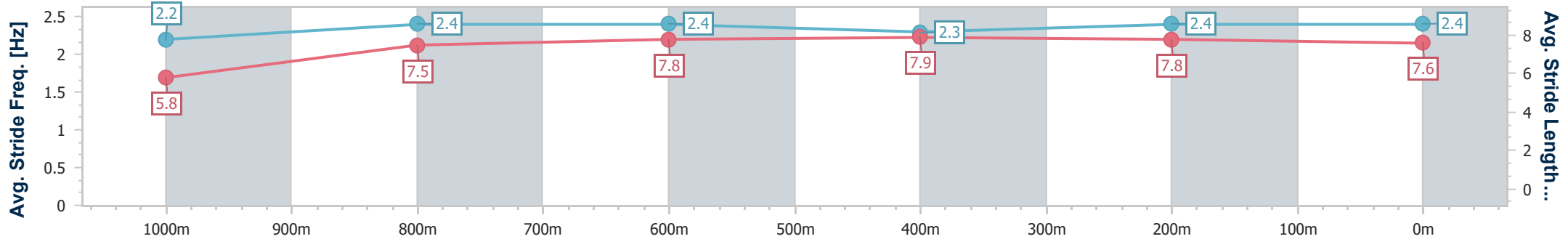
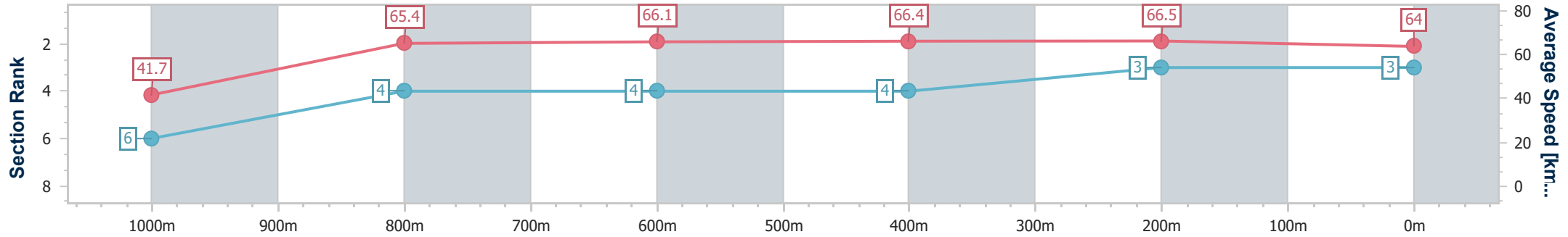
Horse/Jockey Name	Chilliwack
Final Rank	3
Fastest Section Time (Section)	0:08.64 (Overall)
Top Speed [km/h] (Section)	68.4 (800m)
Race State	Finished



Aquis Park Gold Coast QLD Professional
Race 3: TRADELINK: PRECISION IN PLUMBING BENCHMARK
65 Handicap - 1100m
05 November 2022 - 13:39
Track Rating: Good 4, Weather: Scattered Clouds, Rail Position: +
2m 1800m-350m; True Remainder



Section	Overall	1000m	800m	600m	400m	200m									
Section Times	1:03.42 [3] (0:08.64)	0:54.78 [6] (0:11.05)	0:43.73 [4] (0:10.86)	0:32.87 [4] (0:10.81)	0:22.06 [4] (0:10.84)	0:11.22 [3] (0:11.22)									
Average Speed [km/h]	41.7	65.4	66.1	66.4	66.5	64.0									
Top Speed [km/h]	60.7	66.5	68.4	67.3	67.6	66.9									
Avg. Dist. to Rail [m]	3.3	0.2	0.2	0.6	1.5	4.1									
Avg. Stride Freq. [Hz]	2.2	2.4	2.4	2.3	2.4	2.4									
Avg. Stride Length [m]	5.8	7.5	7.8	7.9	7.8	7.6									



- [] Ranking at each section and finish
- .-.- No data available at this section
- NA No data available



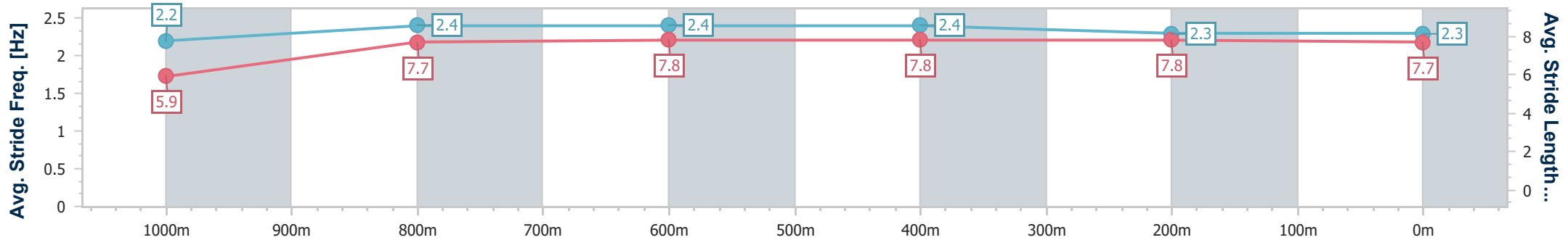
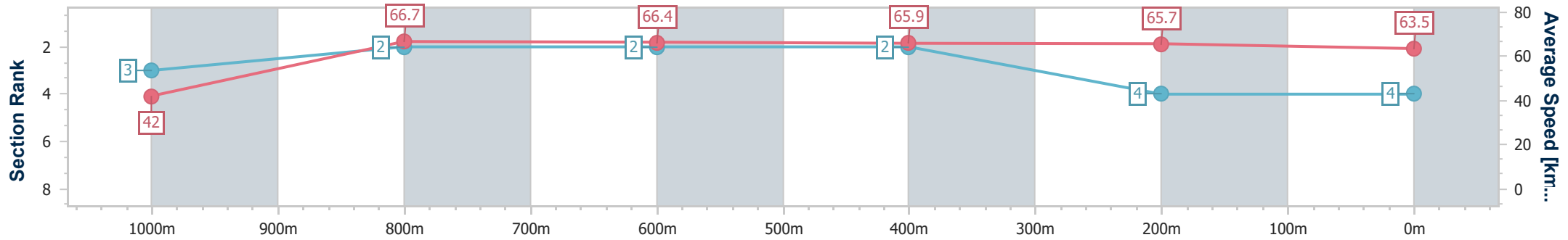
Horse/Jockey Name	Najah
Final Rank	4
Fastest Section Time (Section)	0:08.57 (Overall)
Top Speed [km/h] (Section)	67.9 (600m)
Race State	Finished



Aquis Park Gold Coast QLD Professional
Race 3: TRADELINK: PRECISION IN PLUMBING BENCHMARK
65 Handicap - 1100m
05 November 2022 - 13:39
Track Rating: Good 4, Weather: Scattered Clouds, Rail Position: +
2m 1800m-350m; True Remainder



Section	Overall	1000m	800m	600m	400m	200m
Section Times	1:03.60 [4] (0:08.57)	0:55.03 [3] (0:10.86)	0:44.17 [2] (0:10.89)	0:33.28 [2] (0:10.98)	0:22.30 [2] (0:10.97)	0:11.33 [4] (0:11.33)
Average Speed [km/h]	42.0	66.7	66.4	65.9	65.7	63.5
Top Speed [km/h]	64.3	67.6	67.4	67.9	66.2	65.6
Avg. Dist. to Rail [m]	5.7	1.2	1.4	1.1	0.6	1.4
Avg. Stride Freq. [Hz]	2.2	2.4	2.4	2.4	2.3	2.3
Avg. Stride Length [m]	5.9	7.7	7.8	7.8	7.8	7.7



- [] Ranking at each section and finish
- .-.- No data available at this section
- NA No data available



Horse/Jockey Name	Top Boy
Final Rank	5
Fastest Section Time (Section)	0:08.64 (Overall)
Top Speed [km/h] (Section)	67.7 (800m)
Race State	Finished

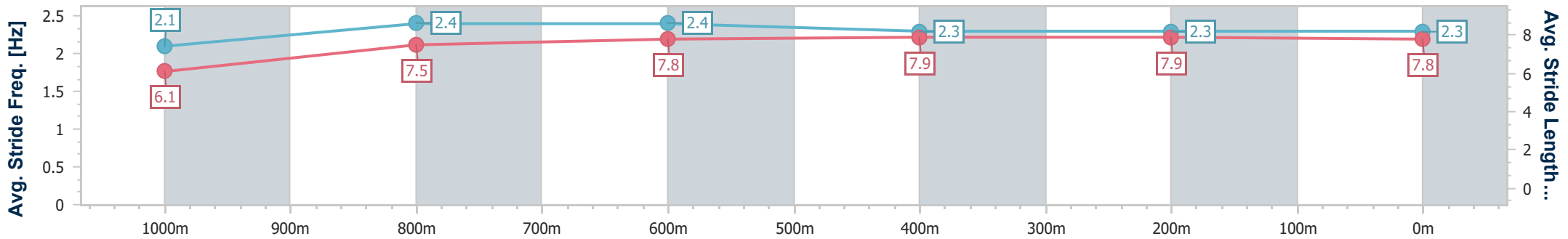
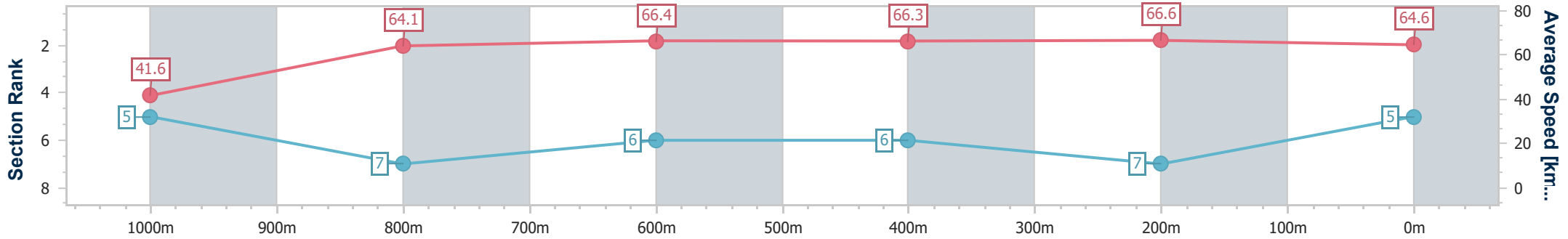


Aquis Park Gold Coast QLD Professional
 Race 3: TRADELINK: PRECISION IN PLUMBING BENCHMARK
 65 Handicap - 1100m
 AQUIS PARK
 HOME OF THE GOLD COAST
 TURF CLUB & SPORT CENTRE

05 November 2022 - 13:39

Track Rating: Good 4, Weather: Scattered Clouds, Rail Position: +
 2m 1800m-350m; True Remainder

Section	Overall	1000m	800m	600m	400m	200m								
Section Times	1:03.62 [5] (0:08.64)	0:54.98 [5] (0:11.21)	0:43.77 [7] (0:10.84)	0:32.93 [6] (0:10.95)	0:21.98 [6] (0:10.85)	0:11.13 [7] (0:11.13)								
Average Speed [km/h]	41.6	64.1	66.4	66.3	66.6	64.6								
Top Speed [km/h]	60.9	67.3	67.7	67.6	67.6	66.8								
Avg. Dist. to Rail [m]	3.4	0.7	0.4	1.4	3.3	5.1								
Avg. Stride Freq. [Hz]	2.1	2.4	2.4	2.3	2.3	2.3								
Avg. Stride Length [m]	6.1	7.5	7.8	7.9	7.9	7.8								



- [] Ranking at each section and finish
- .-.- No data available at this section
- NA No data available



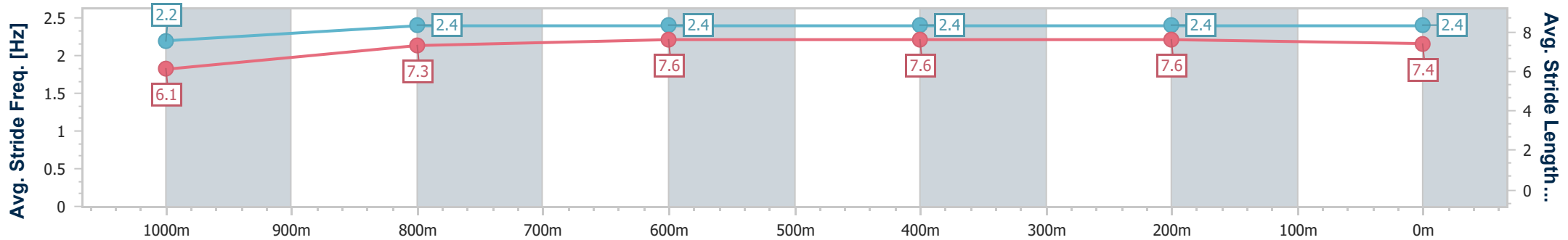
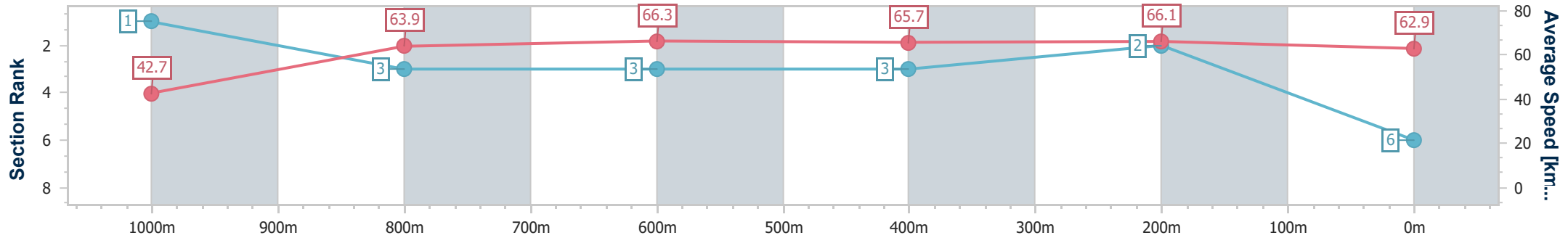
Horse/Jockey Name	She's Choosie
Final Rank	6
Fastest Section Time (Section)	0:08.43 (Overall)
Top Speed [km/h] (Section)	67.9 (600m)
Race State	Finished



Aquis Park Gold Coast QLD Professional
 Race 3: TRADELINK: PRECISION IN PLUMBING BENCHMARK 65 Handicap - 1100m
 05 November 2022 - 13:39
 Track Rating: Good 4, Weather: Scattered Clouds, Rail Position: + 2m 1800m-350m; True Remainder



Section	Overall	1000m	800m	600m	400m	200m
Section Times	1:03.69 [6] (0:08.43)	0:55.26 [1] (0:11.18)	0:44.08 [3] (0:10.82)	0:33.26 [3] (0:10.93)	0:22.33 [3] (0:10.88)	0:11.45 [2] (0:11.45)
Average Speed [km/h]	42.7	63.9	66.3	65.7	66.1	62.9
Top Speed [km/h]	60.2	66.5	66.9	67.9	67.9	67.6
Avg. Dist. to Rail [m]	1.2	1.1	1.1	0.5	0.5	1.5
Avg. Stride Freq. [Hz]	2.2	2.4	2.4	2.4	2.4	2.4
Avg. Stride Length [m]	6.1	7.3	7.6	7.6	7.6	7.4



- [] Ranking at each section and finish
- .-.- No data available at this section
- NA No data available

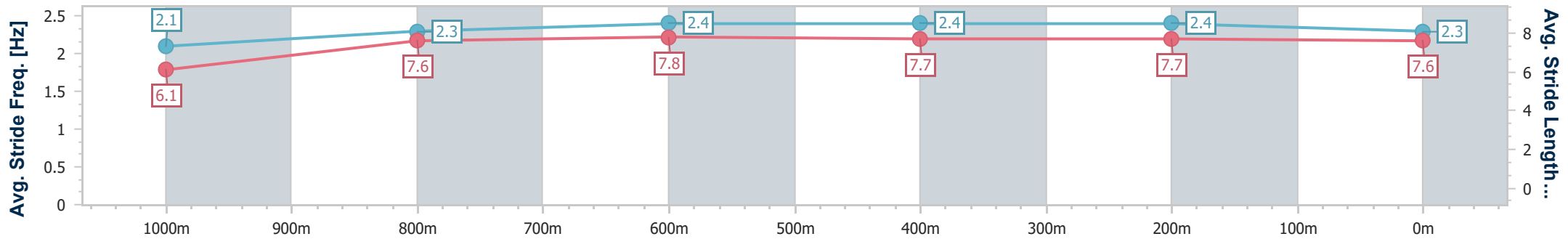
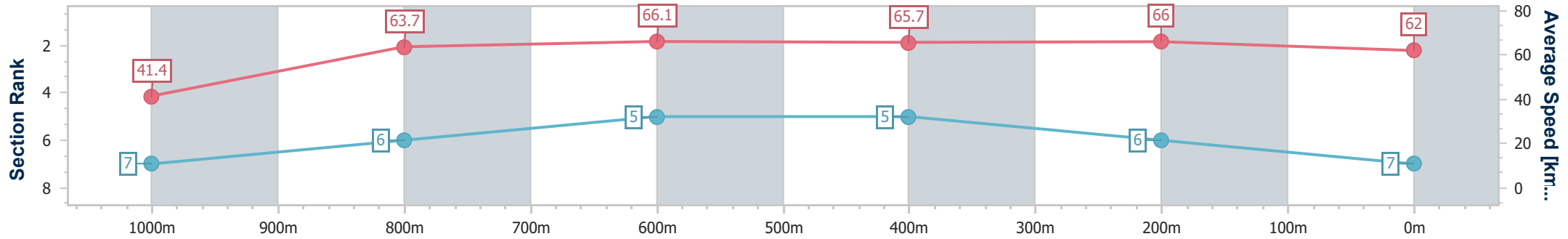


Horse/Jockey Name	Bid In A Hurry
Final Rank	7
Fastest Section Time (Section)	0:08.68 (Overall)
Top Speed [km/h] (Section)	67.7 (400m)
Race State	Finished



Aquis Park Gold Coast QLD Professional
 Race 3: TRADELINK: PRECISION IN PLUMBING BENCHMARK 65 Handicap - 1100m
 AQUIS PARK
 HOME OF THE GOLD COAST
 TURF CLUB & SPORT CENTRE
 05 November 2022 - 13:39
 Track Rating: Good 4, Weather: Scattered Clouds, Rail Position: +
 2m 1800m-350m; True Remainder

Section	Overall	1000m	800m	600m	400m	200m									
Section Times	1:04.12 [7] (0:08.68)	0:55.44 [7] (0:11.20)	0:44.24 [6] (0:10.83)	0:33.41 [5] (0:10.90)	0:22.51 [5] (0:10.90)	0:11.61 [6] (0:11.61)									
Average Speed [km/h]	41.4	63.7	66.1	65.7	66.0	62.0									
Top Speed [km/h]	60.7	65.7	67.5	66.7	67.7	65.1									
Avg. Dist. to Rail [m]	0.9	1.5	1.4	1.0	1.8	1.0									
Avg. Stride Freq. [Hz]	2.1	2.3	2.4	2.4	2.4	2.3									
Avg. Stride Length [m]	6.1	7.6	7.8	7.7	7.7	7.6									



- [] Ranking at each section and finish
- .-.- No data available at this section
- NA No data available



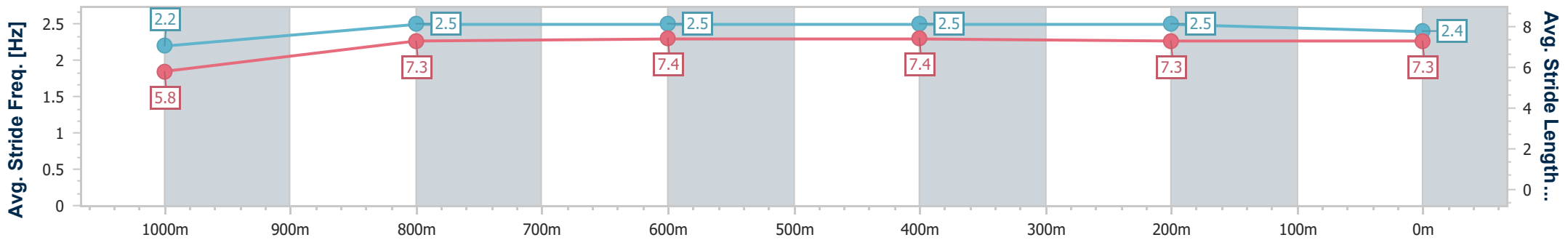
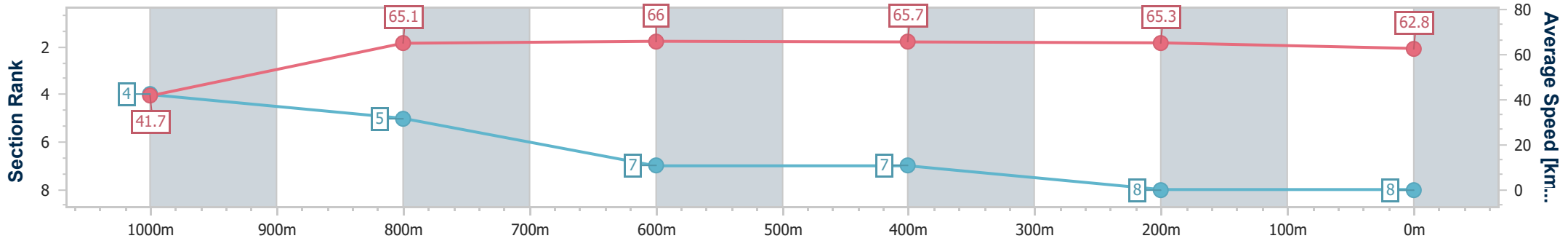
Horse/Jockey Name	Avenue Of Stars
Final Rank	8
Fastest Section Time (Section)	0:08.64 (Overall)
Top Speed [km/h] (Section)	66.8 (800m)
Race State	Finished



Aquis Park Gold Coast QLD Professional
Race 3: TRADELINK: PRECISION IN PLUMBING BENCHMARK
65 Handicap - 1100m
05 November 2022 - 13:39
Track Rating: Good 4, Weather: Scattered Clouds, Rail Position: +
2m 1800m-350m; True Remainder



Section	Overall	1000m	800m	600m	400m	200m								
Section Times	1:04.27 [8] (0:08.64)	0:55.63 [4] (0:11.20)	0:44.43 [5] (0:10.92)	0:33.51 [7] (0:11.00)	0:22.51 [7] (0:11.08)	0:11.43 [8] (0:11.43)								
Average Speed [km/h]	41.7	65.1	66.0	65.7	65.3	62.8								
Top Speed [km/h]	63.0	66.7	66.8	66.7	66.5	66.1								
Avg. Dist. to Rail [m]	6.8	2.0	0.8	0.8	3.6	4.3								
Avg. Stride Freq. [Hz]	2.2	2.5	2.5	2.5	2.5	2.4								
Avg. Stride Length [m]	5.8	7.3	7.4	7.4	7.3	7.3								



- [] Ranking at each section and finish
- .-.- No data available at this section
- NA No data available