

Track Rating: Soft 5, Weather: Fine, Rail Position: +6m Entire

Section		Overall	2000m	1800m	1600m	1400m	1200m	1000m	Last 600m					
Field Times		2:16.18 (0:13.01)	2:03.17 (0:11.47)	1:51.70 (0:11.60)	1:40.10 (0:12.31)	1:27.79 (0:12.13)	1:15.66 (0:11.52)	1:04.14 (0:12.11)	0:39.72					
Rank	TAB	Horse/Jockey	Barrier	Top Speed [km/h]	Fastest Section						Distance Travelled [m]			
1	8	LUCAMOUR Jaden Lloyd	9	66.5 Overall	0:11.27 2000m	2:16.18 [1] (0:13.43)	2:02.75 [3] (0:11.27)	1:51.48 [3] (0:12.02)	1:39.46 [3] (0:12.57)	1:26.89 [4] (0:12.59)	1:14.30 [4] (0:12.08)	1:02.22 [3] (0:12.13)	0:38.17	
2	6	DELAYED LAUNCH Taylor Marshall	6	64.9 2000m	0:11.45 2000m	2:16.22 [2] (0:13.89)	2:02.33 [7] (0:11.45)	1:50.88 [7] (0:12.00)	1:38.88 [6] (0:12.50)	1:26.38 [6] (0:12.55)	1:13.83 [6] (0:12.07)	1:01.76 [6] (0:11.93)	0:37.94	+0
3	3	BARRYMORE Wanderson D'Avila	3	63.5 2000m	0:11.46 2000m	2:16.24 [3] (0:13.11)	2:03.13 [2] (0:11.46)	1:51.67 [2] (0:11.66)	1:40.01 [2] (0:12.22)	1:27.79 [2] (0:12.30)	1:15.49 [2] (0:12.27)	1:03.22 [2] (0:12.31)	0:38.54	-4
4	7	MT MORT SHARK Samantha Collett	7	65.1 Overall	0:11.35 2000m	2:16.84 [4] (0:13.47)	2:03.37 [4] (0:11.35)	1:52.02 [4] (0:12.18)	1:39.84 [5] (0:12.47)	1:27.37 [5] (0:12.60)	1:14.77 [5] (0:12.17)	1:02.60 [5] (0:12.00)	0:38.82	+3
5	5	PAST TENSE Kenji Yoshida	4	65.3 2000m	0:11.32 2000m	2:16.85 [5] (0:14.44)	2:02.41 [8] (0:11.32)	1:51.09 [8] (0:11.93)	1:39.16 [8] (0:12.31)	1:26.85 [8] (0:12.34)	1:14.51 [6] (0:12.20)	1:02.31 [7] (0:12.19)	0:37.67	-3
6	4	GRINZINGER KNIGHT Isabella Rabjones	5	64.6 1800m	0:11.47 2000m	2:17.05 [6] (0:13.01)	2:04.04 [1] (0:11.47)	1:52.57 [1] (0:11.60)	1:40.97 [1] (0:12.31)	1:28.66 [1] (0:12.13)	1:16.53 [1] (0:11.52)	1:05.01 [1] (0:12.11)	0:40.59	-11
7	2	POPULIST Angela Jones	8	64.0 2000m	0:11.51 2000m	2:18.10 [7] (0:13.54)	2:04.56 [5] (0:11.51)	1:53.05 [6] (0:12.35)	1:40.70 [7] (0:12.52)	1:28.18 [7] (0:12.59)	1:15.59 [8] (0:12.35)	1:03.24 [8] (0:12.19)	0:38.53	+3
8	9	RECALL EVENTS Madeleine Wishart	2	63.6 2000m	0:11.38 2000m	2:20.26 [8] (0:13.52)	2:06.74 [6] (0:11.38)	1:55.36 [5] (0:11.88)	1:43.48 [4] (0:12.43)	1:31.05 [3] (0:12.61)	1:18.44 [3] (0:12.14)	1:06.30 [4] (0:12.45)	0:41.04	-5

Scratched: Luvyouanytime (#1)

Ipswich QLD Professional

Race 5: GREAT NORTHERN BENCHMARK 65 Handicap - 2180m

09 November 2022 - 15:38

Track Rating: Soft 5, Weather: Fine, Rail Position: +6m Entire

Section										Last 600m		
Field Times		800m	600m	400m	200m							
		0:52.03 (0:12.31)	0:39.72 (0:12.84)	0:26.88 (0:13.47)	0:13.41 (0:13.41)							0:39.72
Rank	TAB	Horse/Jockey	Barrier	Top Speed [km/h]	Fastest Section					Margin	Distance Travelled [m]	
1	8	LUCAMOUR Jaden Lloyd	9	66.5 Overall	0:11.27 2000m	0:50.09 [3] (0:11.92)	0:38.17 [4] (0:12.28)	0:25.89 [3] (0:12.77)	0:13.12 [4] (0:13.12)	2:16.18	0:38.17	
2	6	DELAYED LAUNCH Taylor Marshall	6	64.9 2000m	0:11.45 2000m	0:49.83 [5] (0:11.89)	0:37.94 [5] (0:12.11)	0:25.83 [5] (0:12.73)	0:13.10 [3] (0:13.10)	0.2L	0:37.94 +0	
3	3	BARRYMORE Wanderson D'Avila	3	63.5 2000m	0:11.46 2000m	0:50.91 [2] (0:12.37)	0:38.54 [2] (0:12.32)	0:26.22 [2] (0:12.90)	0:13.32 [2] (0:13.32)	0.3L	0:38.54 -4	
4	7	MT MORT SHARK Samantha Collett	7	65.1 Overall	0:11.35 2000m	0:50.60 [4] (0:11.78)	0:38.82 [3] (0:12.36)	0:26.46 [4] (0:13.11)	0:13.35 [5] (0:13.35)	3.8L	0:38.82 +3	
5	5	PAST TENSE Kenji Yoshida	4	65.3 2000m	0:11.32 2000m	0:50.12 [7] (0:12.45)	0:37.67 [6] (0:12.50)	0:25.17 [6] (0:12.56)	0:12.61 [6] (0:12.61)	3.9L	0:37.67 -3	
6	4	GRINZINGER KNIGHT Isabella Rabjones	5	64.6 1800m	0:11.47 2000m	0:52.90 [1] (0:12.31)	0:40.59 [1] (0:12.84)	0:27.75 [1] (0:13.47)	0:14.28 [1] (0:14.28)	4.9L	0:40.59 -11	
7	2	POPULIST Angela Jones	8	64.0 2000m	0:11.51 2000m	0:51.05 [8] (0:12.52)	0:38.53 [8] (0:12.90)	0:25.63 [7] (0:12.77)	0:12.86 [7] (0:12.86)	10.9L	0:38.53 +3	
8	9	RECALL EVENTS Madeleine Wishart	2	63.6 2000m	0:11.38 2000m	0:53.85 [6] (0:12.81)	0:41.04 [7] (0:13.17)	0:27.87 [8] (0:13.62)	0:14.25 [8] (0:14.25)	23.4L	0:41.04 -5	

Scratched: Luvyouanytime (#1)



Horse/Jockey Name	Lucamour
Final Rank	1
Fastest Section Time (Section)	0:11.27 (2000m)
Top Speed [km/h] (Section)	66.5 (Overall)
Race State	Finished



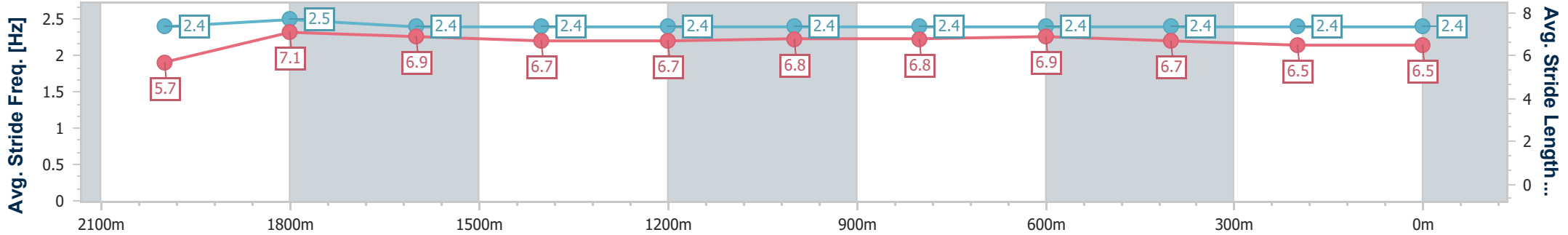
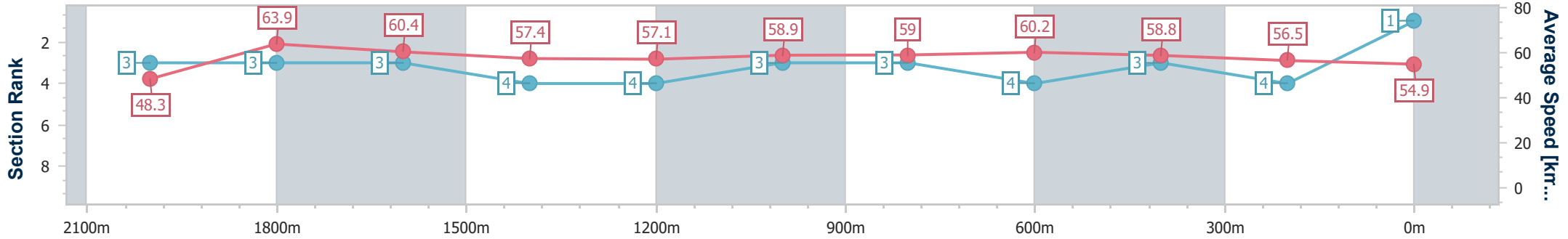
Ipswich QLD Professional
 Race 5: GREAT NORTHERN BENCHMARK 65 Handicap - 2180m



09 November 2022 - 15:38

Track Rating: Soft 5, Weather: Fine, Rail Position: +6m Entire

Section	Overall	2000m	1800m	1600m	1400m	1200m	1000m	800m	600m	400m	200m
Section Times	2:16.18 [1] (0:13.43)	2:02.75 [3] (0:11.27)	1:51.48 [3] (0:12.02)	1:39.46 [3] (0:12.57)	1:26.89 [4] (0:12.59)	1:14.30 [4] (0:12.08)	1:02.22 [3] (0:12.13)	0:50.09 [3] (0:11.92)	0:38.17 [4] (0:12.28)	0:25.89 [3] (0:12.77)	0:13.12 [4] (0:13.12)
Average Speed [km/h]	48.3	63.9	60.4	57.4	57.1	58.9	59.0	60.2	58.8	56.5	54.9
Top Speed [km/h]	66.5	66.4	63.9	59.2	58.3	60.0	60.1	61.4	60.6	57.7	56.7
Avg. Dist. to Rail [m]	6.9	1.8	1.1	2.4	1.3	2.8	2.6	0.9	0.8	0.9	1.1
Avg. Stride Freq. [Hz]	2.4	2.5	2.4	2.4	2.4	2.4	2.4	2.4	2.4	2.4	2.4
Avg. Stride Length [m]	5.7	7.1	6.9	6.7	6.7	6.8	6.8	6.9	6.7	6.5	6.5



- [] Ranking at each section and finish
- .-.- No data available at this section
- NA No data available



Horse/Jockey Name	Delayed Launch
Final Rank	2
Fastest Section Time (Section)	0:11.45 (2000m)
Top Speed [km/h] (Section)	64.9 (2000m)
Race State	Finished



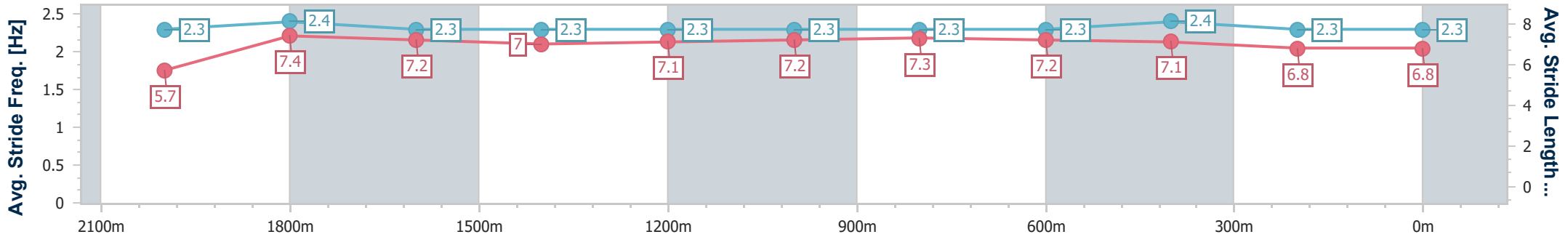
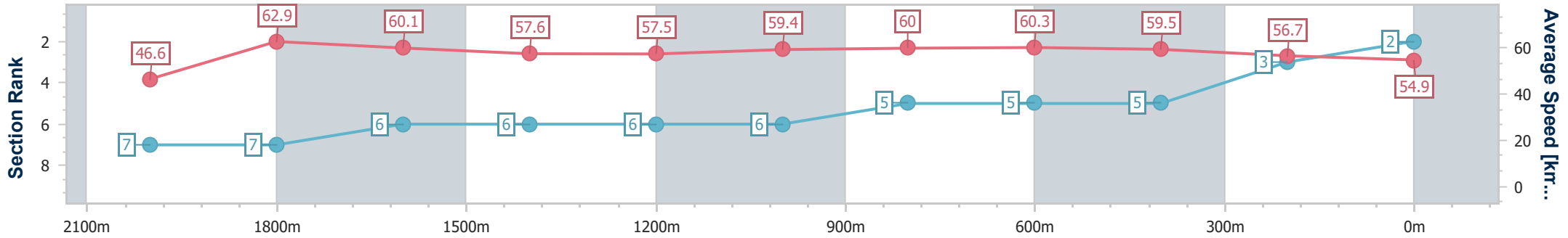
Ipswich QLD Professional
Race 5: GREAT NORTHERN BENCHMARK 65 Handicap - 2180m



09 November 2022 - 15:38

Track Rating: Soft 5, Weather: Fine, Rail Position: +6m Entire

Section	Overall	2000m	1800m	1600m	1400m	1200m	1000m	800m	600m	400m	200m
Section Times	2:16.22 [2] (0:13.89)	2:02.33 [7] (0:11.45)	1:50.88 [7] (0:12.00)	1:38.88 [6] (0:12.50)	1:26.38 [6] (0:12.55)	1:13.83 [6] (0:12.07)	1:01.76 [6] (0:11.93)	0:49.83 [5] (0:11.89)	0:37.94 [5] (0:12.11)	0:25.83 [5] (0:12.73)	0:13.10 [3] (0:13.10)
Average Speed [km/h]	46.6	62.9	60.1	57.6	57.5	59.4	60.0	60.3	59.5	56.7	54.9
Top Speed [km/h]	64.9	64.9	61.7	59.4	58.4	60.2	61.0	61.0	60.7	58.6	56.1
Avg. Dist. to Rail [m]	3.0	0.3	0.6	1.5	0.6	1.2	2.1	1.2	0.8	1.2	1.1
Avg. Stride Freq. [Hz]	2.3	2.4	2.3	2.3	2.3	2.3	2.3	2.3	2.4	2.3	2.3
Avg. Stride Length [m]	5.7	7.4	7.2	7.0	7.1	7.2	7.3	7.2	7.1	6.8	6.8



- [] Ranking at each section and finish
- .-.- No data available at this section
- NA No data available



Horse/Jockey Name	Barrymore
Final Rank	3
Fastest Section Time (Section)	0:11.46 (2000m)
Top Speed [km/h] (Section)	63.5 (2000m)
Race State	Finished



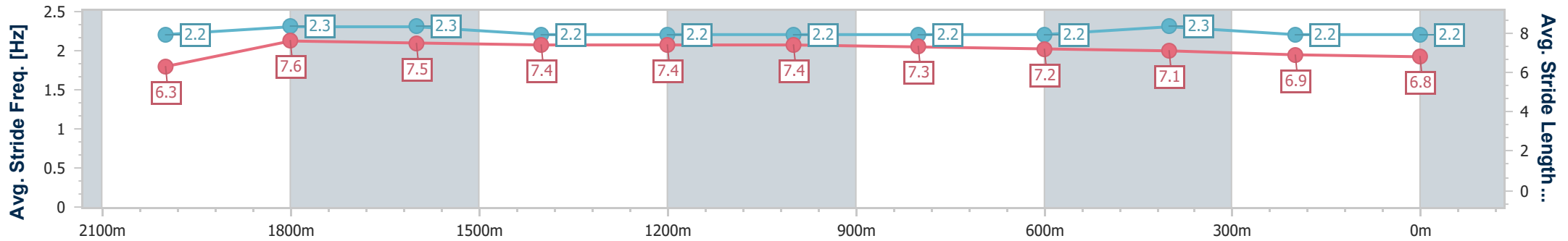
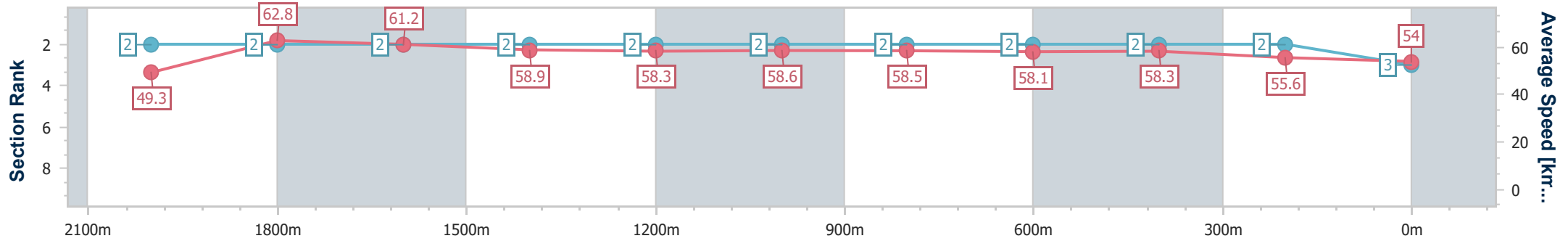
Ipswich QLD Professional
Race 5: GREAT NORTHERN BENCHMARK 65 Handicap - 2180m



09 November 2022 - 15:38

Track Rating: Soft 5, Weather: Fine, Rail Position: +6m Entire

Section	Overall	2000m	1800m	1600m	1400m	1200m	1000m	800m	600m	400m	200m
Section Times	2:16.24 [3] (0:13.11)	2:03.13 [2] (0:11.46)	1:51.67 [2] (0:11.66)	1:40.01 [2] (0:12.22)	1:27.79 [2] (0:12.30)	1:15.49 [2] (0:12.27)	1:03.22 [2] (0:12.31)	0:50.91 [2] (0:12.37)	0:38.54 [2] (0:12.32)	0:26.22 [2] (0:12.90)	0:13.32 [2] (0:13.32)
Average Speed [km/h]	49.3	62.8	61.2	58.9	58.3	58.6	58.5	58.1	58.3	55.6	54.0
Top Speed [km/h]	63.3	63.5	63.0	60.3	59.3	59.0	59.0	58.5	59.0	56.9	55.4
Avg. Dist. to Rail [m]	2.2	0.6	1.0	0.6	0.8	0.3	0.3	0.5	0.4	0.9	0.4
Avg. Stride Freq. [Hz]	2.2	2.3	2.3	2.2	2.2	2.2	2.2	2.2	2.3	2.2	2.2
Avg. Stride Length [m]	6.3	7.6	7.5	7.4	7.4	7.4	7.3	7.2	7.1	6.9	6.8



- [] Ranking at each section and finish
- .-.- No data available at this section
- NA No data available



Horse/Jockey Name	Mt Mort Shark
Final Rank	4
Fastest Section Time (Section)	0:11.35 (2000m)
Top Speed [km/h] (Section)	65.1 (Overall)
Race State	Finished



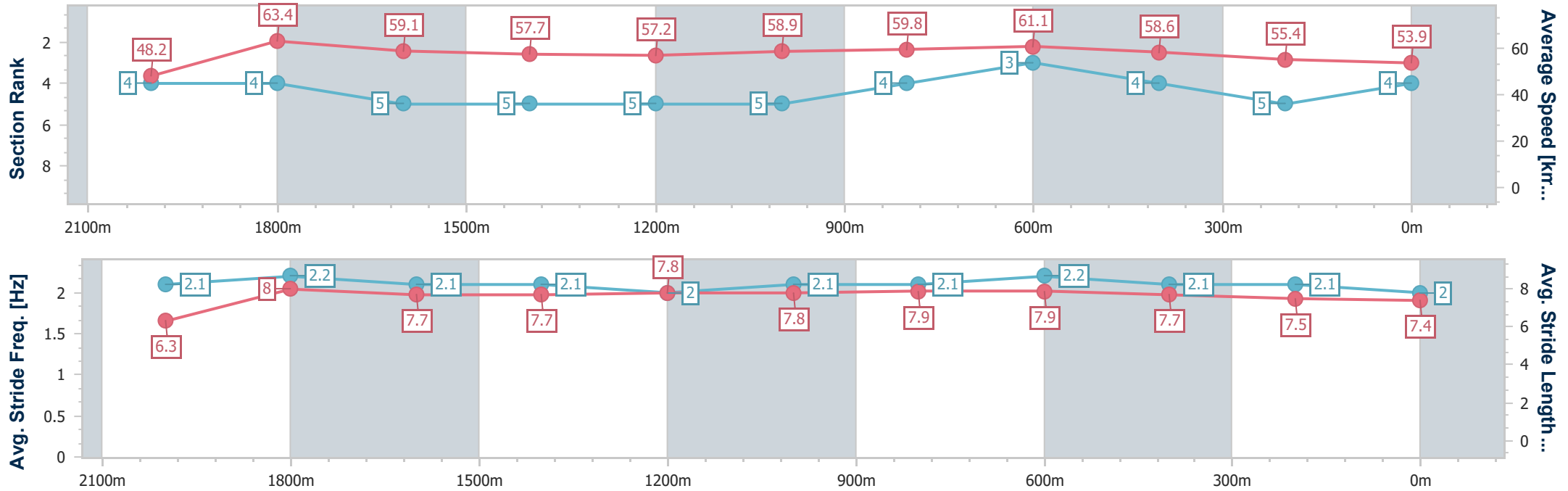
Ipswich QLD Professional
 Race 5: GREAT NORTHERN BENCHMARK 65 Handicap - 2180m



09 November 2022 - 15:38

Track Rating: Soft 5, Weather: Fine, Rail Position: +6m Entire

Section	Overall	2000m	1800m	1600m	1400m	1200m	1000m	800m	600m	400m	200m
Section Times	2:16.84 [4] (0:13.47)	2:03.37 [4] (0:11.35)	1:52.02 [4] (0:12.18)	1:39.84 [5] (0:12.47)	1:27.37 [5] (0:12.60)	1:14.77 [5] (0:12.17)	1:02.60 [5] (0:12.00)	0:50.60 [4] (0:11.78)	0:38.82 [3] (0:12.36)	0:26.46 [4] (0:13.11)	0:13.35 [5] (0:13.35)
Average Speed [km/h]	48.2	63.4	59.1	57.7	57.2	58.9	59.8	61.1	58.6	55.4	53.9
Top Speed [km/h]	65.1	64.9	61.9	58.5	59.2	59.5	61.0	61.9	60.0	56.9	55.5
Avg. Dist. to Rail [m]	4.1	0.6	0.4	1.0	0.5	1.1	1.3	0.5	1.7	3.1	4.3
Avg. Stride Freq. [Hz]	2.1	2.2	2.1	2.1	2.0	2.1	2.1	2.2	2.1	2.1	2.0
Avg. Stride Length [m]	6.3	8.0	7.7	7.7	7.8	7.8	7.9	7.9	7.7	7.5	7.4



- [] Ranking at each section and finish
- .-.- No data available at this section
- NA No data available



Horse/Jockey Name	Past Tense
Final Rank	5
Fastest Section Time (Section)	0:11.32 (2000m)
Top Speed [km/h] (Section)	65.3 (2000m)
Race State	Finished



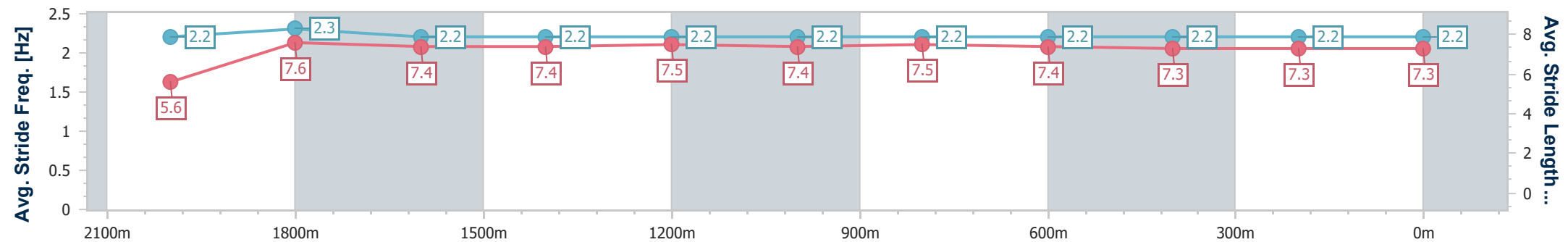
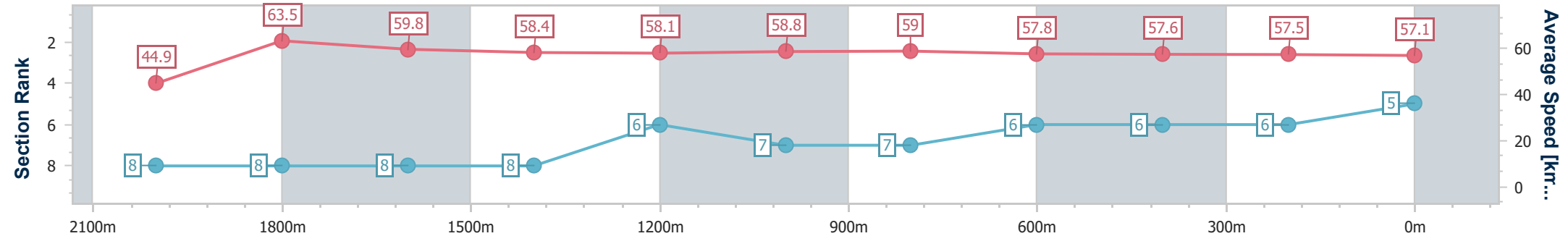
Ipswich QLD Professional
Race 5: GREAT NORTHERN BENCHMARK 65 Handicap - 2180m



09 November 2022 - 15:38

Track Rating: Soft 5, Weather: Fine, Rail Position: +6m Entire

Section	Overall	2000m	1800m	1600m	1400m	1200m	1000m	800m	600m	400m	200m
Section Times	2:16.85 [5] (0:14.44)	2:02.41 [8] (0:11.32)	1:51.09 [8] (0:11.93)	1:39.16 [8] (0:12.31)	1:26.85 [8] (0:12.34)	1:14.51 [6] (0:12.20)	1:02.31 [7] (0:12.19)	0:50.12 [7] (0:12.45)	0:37.67 [6] (0:12.50)	0:25.17 [6] (0:12.56)	0:12.61 [6] (0:12.61)
Average Speed [km/h]	44.9	63.5	59.8	58.4	58.1	58.8	59.0	57.8	57.6	57.5	57.1
Top Speed [km/h]	64.3	65.3	61.3	59.2	58.7	59.5	59.5	58.4	58.4	59.1	59.0
Avg. Dist. to Rail [m]	2.6	1.1	1.2	0.8	1.0	0.9	0.8	0.5	0.5	1.1	3.9
Avg. Stride Freq. [Hz]	2.2	2.3	2.2	2.2	2.2	2.2	2.2	2.2	2.2	2.2	2.2
Avg. Stride Length [m]	5.6	7.6	7.4	7.4	7.5	7.4	7.5	7.4	7.3	7.3	7.3



- [] Ranking at each section and finish
- .-.- No data available at this section
- NA No data available



Horse/Jockey Name	Grinzing Knight
Final Rank	6
Fastest Section Time (Section)	0:11.47 (2000m)
Top Speed [km/h] (Section)	64.6 (1800m)
Race State	Finished



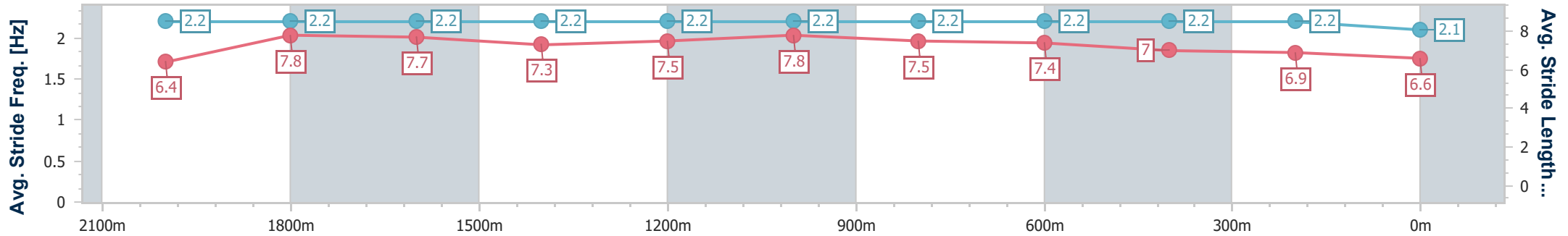
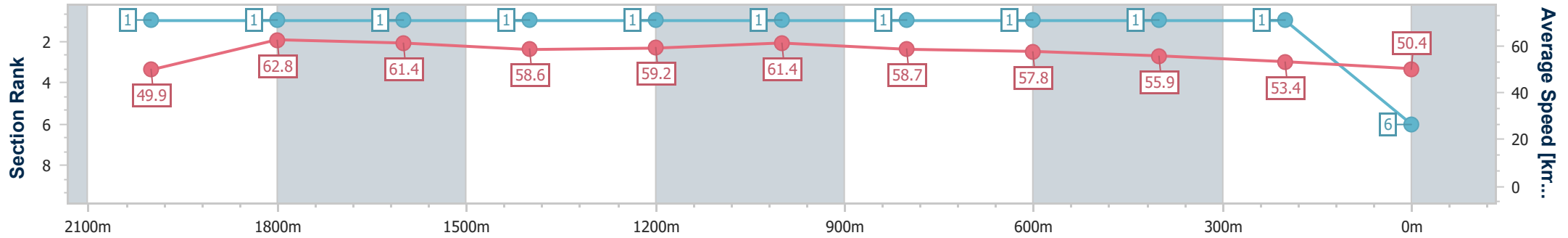
Ipswich QLD Professional
Race 5: GREAT NORTHERN BENCHMARK 65 Handicap - 2180m



09 November 2022 - 15:38

Track Rating: Soft 5, Weather: Fine, Rail Position: +6m Entire

Section	Overall	2000m	1800m	1600m	1400m	1200m	1000m	800m	600m	400m	200m
Section Times	2:17.05 [6] (0:13.01)	2:04.04 [1] (0:11.47)	1:52.57 [1] (0:11.60)	1:40.97 [1] (0:12.31)	1:28.66 [1] (0:12.13)	1:16.53 [1] (0:11.52)	1:05.01 [1] (0:12.11)	0:52.90 [1] (0:12.31)	0:40.59 [1] (0:12.84)	0:27.75 [1] (0:13.47)	0:14.28 [1] (0:14.28)
Average Speed [km/h]	49.9	62.8	61.4	58.6	59.2	61.4	58.7	57.8	55.9	53.4	50.4
Top Speed [km/h]	63.9	63.4	64.6	61.7	60.4	63.2	60.3	59.1	57.4	55.0	52.9
Avg. Dist. to Rail [m]	3.3	1.9	1.7	2.0	1.2	4.6	5.6	3.1	0.7	0.3	0.7
Avg. Stride Freq. [Hz]	2.2	2.2	2.2	2.2	2.2	2.2	2.2	2.2	2.2	2.2	2.1
Avg. Stride Length [m]	6.4	7.8	7.7	7.3	7.5	7.8	7.5	7.4	7.0	6.9	6.6



- [] Ranking at each section and finish
- .-.- No data available at this section
- NA No data available



Horse/Jockey Name	Populist
Final Rank	7
Fastest Section Time (Section)	0:11.51 (2000m)
Top Speed [km/h] (Section)	64.0 (2000m)
Race State	Finished



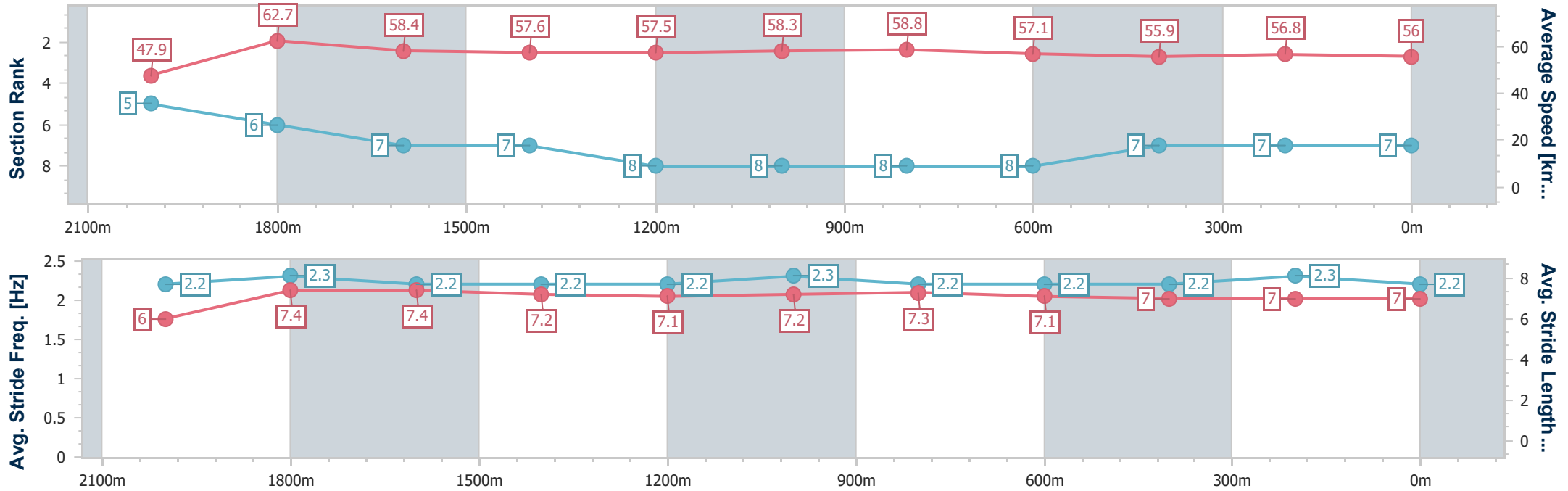
Ipswich QLD Professional
Race 5: GREAT NORTHERN BENCHMARK 65 Handicap - 2180m



09 November 2022 - 15:38

Track Rating: Soft 5, Weather: Fine, Rail Position: +6m Entire

Section	Overall	2000m	1800m	1600m	1400m	1200m	1000m	800m	600m	400m	200m
Section Times	2:18.10 [7] (0:13.54)	2:04.56 [5] (0:11.51)	1:53.05 [6] (0:12.35)	1:40.70 [7] (0:12.52)	1:28.18 [7] (0:12.59)	1:15.59 [8] (0:12.35)	1:03.24 [8] (0:12.19)	0:51.05 [8] (0:12.52)	0:38.53 [8] (0:12.90)	0:25.63 [7] (0:12.77)	0:12.86 [7] (0:12.86)
Average Speed [km/h]	47.9	62.7	58.4	57.6	57.5	58.3	58.8	57.1	55.9	56.8	56.0
Top Speed [km/h]	64.0	64.0	60.9	58.7	58.4	59.2	59.6	58.3	56.8	57.7	57.8
Avg. Dist. to Rail [m]	5.4	0.4	0.9	1.8	1.5	0.7	1.7	1.5	0.7	2.2	3.9
Avg. Stride Freq. [Hz]	2.2	2.3	2.2	2.2	2.2	2.3	2.2	2.2	2.2	2.3	2.2
Avg. Stride Length [m]	6.0	7.4	7.4	7.2	7.1	7.2	7.3	7.1	7.0	7.0	7.0



- [] Ranking at each section and finish
- .-.- No data available at this section
- NA No data available



Horse/Jockey Name	Recall Events
Final Rank	8
Fastest Section Time (Section)	0:11.38 (2000m)
Top Speed [km/h] (Section)	63.6 (2000m)
Race State	Finished



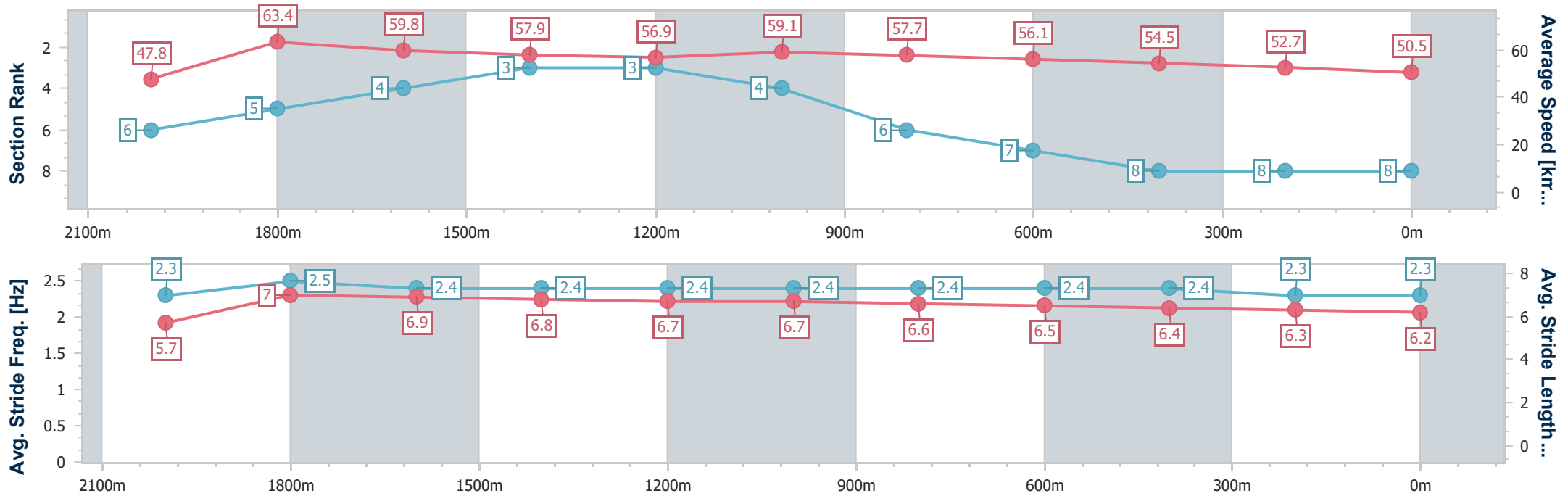
Ipswich QLD Professional
Race 5: GREAT NORTHERN BENCHMARK 65 Handicap - 2180m



09 November 2022 - 15:38

Track Rating: Soft 5, Weather: Fine, Rail Position: +6m Entire

Section	Overall	2000m	1800m	1600m	1400m	1200m	1000m	800m	600m	400m	200m
Section Times	2:20.26 [8] (0:13.52)	2:06.74 [6] (0:11.38)	1:55.36 [5] (0:11.88)	1:43.48 [4] (0:12.43)	1:31.05 [3] (0:12.61)	1:18.44 [3] (0:12.14)	1:06.30 [4] (0:12.45)	0:53.85 [6] (0:12.81)	0:41.04 [7] (0:13.17)	0:27.87 [8] (0:13.62)	0:14.25 [8] (0:14.25)
Average Speed [km/h]	47.8	63.4	59.8	57.9	56.9	59.1	57.7	56.1	54.5	52.7	50.5
Top Speed [km/h]	63.3	63.6	62.4	58.7	58.1	60.0	58.8	57.1	55.5	53.6	52.0
Avg. Dist. to Rail [m]	1.2	0.8	1.3	1.0	1.0	1.0	0.4	0.4	0.7	0.6	0.2
Avg. Stride Freq. [Hz]	2.3	2.5	2.4	2.4	2.4	2.4	2.4	2.4	2.4	2.3	2.3
Avg. Stride Length [m]	5.7	7.0	6.9	6.8	6.7	6.7	6.6	6.5	6.4	6.3	6.2



- [] Ranking at each section and finish
- .-.- No data available at this section
- NA No data available