



Sunshine Coast QLD Professional

Race 4: COLD CONTROL Class 3 Plate - 1400m

11 November 2022 - 18:38



Track Rating: Soft 5, Weather: Scattered Clouds, Rail Position: +8m Entire Course

Section												Last 600m	
Field Times		Overall	1200m	1000m	800m	600m	400m						
		1:24.40 (0:13.94)	1:10.46 (0:11.81)	0:58.65 (0:12.15)	0:46.50 (0:11.96)	0:34.54 (0:11.50)	0:23.04 (0:11.19)						0:34.54
Rank	TAB	Horse/Jockey	Barrier	Top Speed [km/h]	Fastest Section	Overall	1200m	1000m	800m	600m	400m	Last 600m	Distance Travelled [m]
1	4	THE DROVER Ryan Maloney	8	66.7 400m	0:11.19 400m	1:24.40 [1] (0:13.95)	1:10.45 [1] (0:11.80)	0:58.65 [1] (0:12.15)	0:46.50 [1] (0:11.96)	0:34.54 [1] (0:11.50)	0:23.04 [1] (0:11.19)	0:34.54	
2	7	VERY INTOXICATING Stephanie Thornton	4	67.9 400m	0:10.93 400m	1:24.61 [2] (0:14.56)	1:10.05 [7] (0:11.93)	0:58.12 [6] (0:12.04)	0:46.08 [6] (0:11.91)	0:34.17 [6] (0:11.51)	0:22.66 [6] (0:10.93)	0:34.17	+3
3	1	AIR MARSHAL Mark Du Plessis	9	65.3 400m	0:11.10 400m	1:24.89 [3] (0:14.80)	1:10.09 [10] (0:11.96)	0:58.13 [9] (0:12.10)	0:46.03 [9] (0:11.80)	0:34.23 [8] (0:11.45)	0:22.78 [8] (0:11.10)	0:34.23	+0
4	6	TAREX Luke Dittman	3	64.9 400m	0:11.24 400m	1:25.00 [4] (0:14.40)	1:10.60 [5] (0:12.11)	0:58.49 [5] (0:12.15)	0:46.34 [7] (0:11.90)	0:34.44 [7] (0:11.46)	0:22.98 [7] (0:11.24)	0:34.44	+1
5	11	VIENNA EMPRESS Dale Smith	6	64.2 600m	0:11.45 400m	1:25.06 [5] (0:13.94)	1:11.12 [2] (0:11.99)	0:59.13 [2] (0:12.08)	0:47.05 [2] (0:11.95)	0:35.10 [2] (0:11.50)	0:23.60 [2] (0:11.45)	0:35.10	+5
6	5	HARD REYVA James Orman	2	64.9 400m	0:11.31 400m	1:25.08 [6] (0:14.30)	1:10.78 [4] (0:12.02)	0:58.76 [4] (0:12.06)	0:46.70 [5] (0:11.87)	0:34.83 [4] (0:11.51)	0:23.32 [4] (0:11.31)	0:34.83	+1
7	10	SEERESS Karl Zechner	7	65.1 400m	0:11.30 600m	1:25.85 [7] (0:14.69)	1:11.16 [8] (0:12.12)	0:59.04 [10] (0:12.20)	0:46.84 [10] (0:11.98)	0:34.86 [10] (0:11.30)	0:23.56 [10] (0:11.32)	0:34.86	+2
8	2	BETTER LAD Matthew Powell	5	64.3 600m	0:11.48 600m	1:26.14 [8] (0:14.54)	1:11.60 [6] (0:12.08)	0:59.52 [7] (0:12.18)	0:47.34 [8] (0:11.96)	0:35.38 [9] (0:11.48)	0:23.90 [9] (0:11.49)	0:35.38	+4
9	3	THE BRUMBY Brodie Loy	1	64.2 600m	0:11.49 600m	1:26.41 [9] (0:14.28)	1:12.13 [3] (0:11.97)	1:00.16 [3] (0:12.01)	0:48.15 [3] (0:11.91)	0:36.24 [3] (0:11.49)	0:24.75 [3] (0:11.63)	0:36.24	+1
10	8	THE STIFMEISTER Kyle Wilson-Taylor	10	64.2 600m	0:11.56 600m	1:26.80 [10] (0:14.67)	1:12.13 [9] (0:11.92)	1:00.21 [8] (0:11.73)	0:48.48 [4] (0:11.93)	0:36.55 [5] (0:11.56)	0:24.99 [5] (0:11.78)	0:36.55	+2

Scratched: Asserting (#9)

Report Created: Fri 11 November 2022 19:17 GMT (Note: Timing is based on position data)

Page 1/14

[] Ranking at each section and finish
 -:-:- No data available at this section
 NA No data available
 SCN Saddle cloth number
 DNF Did not finish
 DNT Did not track

data processed by TRIPLESDATA

Section	Overall	1200m	1000m	800m	600m	400m	Last 600m
Field Times	1:24.40 (0:13.94)	1:10.46 (0:11.81)	0:58.65 (0:12.15)	0:46.50 (0:11.96)	0:34.54 (0:11.50)	0:23.04 (0:11.19)	0:34.54

[] Ranking at each section and finish
 -:-:- No data available at this section
 NA No data available

SCN Saddle cloth number
 DNF Did not finish
 DNT Did not track

Track Rating: Soft 5, Weather: Scattered Clouds, Rail Position: +8m Entire Course

Section				200m				Last 600m	
Field Times				0:11.85 (0:11.85)				0:34.54	
Rank	TAB	Horse/Jockey	Barrier	Top Speed [km/h]	Fastest Section	Margin			Distance Travelled [m]
1	4	THE DROVER Ryan Maloney	8	66.7 400m	0:11.19 400m	0:11.85 [1] (0:11.85)	1:24.40		0:34.54
2	7	VERY INTOXICATING Stephanie Thornton	4	67.9 400m	0:10.93 400m	0:11.73 [2] (0:11.73)	0.21L		0:34.17 +3
3	1	AIR MARSHAL Mark Du Plessis	9	65.3 400m	0:11.10 400m	0:11.68 [5] (0:11.68)	0.49L		0:34.23 +0
4	6	TAREX Luke Dittman	3	64.9 400m	0:11.24 400m	0:11.74 [6] (0:11.74)	0.6L		0:34.44 +1
5	11	VIENNA EMPRESS Dale Smith	6	64.2 600m	0:11.45 400m	0:12.15 [3] (0:12.15)	0.66L		0:35.10 +5
6	5	HARD REYVA James Orman	2	64.9 400m	0:11.31 400m	0:12.01 [4] (0:12.01)	0.68L		0:34.83 +1
7	10	SEERESS Karl Zechner	7	65.1 400m	0:11.30 600m	0:12.24 [8] (0:12.24)	1.45L		0:34.86 +2
8	2	BETTER LAD Matthew Powell	5	64.3 600m	0:11.48 600m	0:12.41 [10] (0:12.41)	1.74L		0:35.38 +4
9	3	THE BRUMBY Brodie Loy	1	64.2 600m	0:11.49 600m	0:13.12 [7] (0:13.12)	2.01L		0:36.24 +1
10	8	THE STIFMEISTER Kyle Wilson-Taylor	10	64.2 600m	0:11.56 600m	0:13.21 [9] (0:13.21)	2.4L		0:36.55 +2

Scratched: Asserting (#9)

Report Created: Fri 11 November 2022 19:17 GMT (Note: Timing is based on position data)

Page 3/14

[] Ranking at each section and finish
 -:-:- No data available at this section
 NA No data available

SCN Saddle cloth number
 DNF Did not finish
 DNT Did not track

data processed by  **TRIPLESDATA**

Section	200m	Last 600m
Field Times	0:11.85 (0:11.85)	0:34.54

[] Ranking at each section and finish
-:-:- No data available at this section
NA No data available

SCN Saddle cloth number
DNF Did not finish
DNT Did not track



Horse/Jockey Name	The Drover
Final Rank	1
Fastest Section Time (Section)	0:11.19 (400m)
Top Speed [km/h] (Section)	66.7 (400m)
Race State	Finished



Sunshine Coast QLD Professional

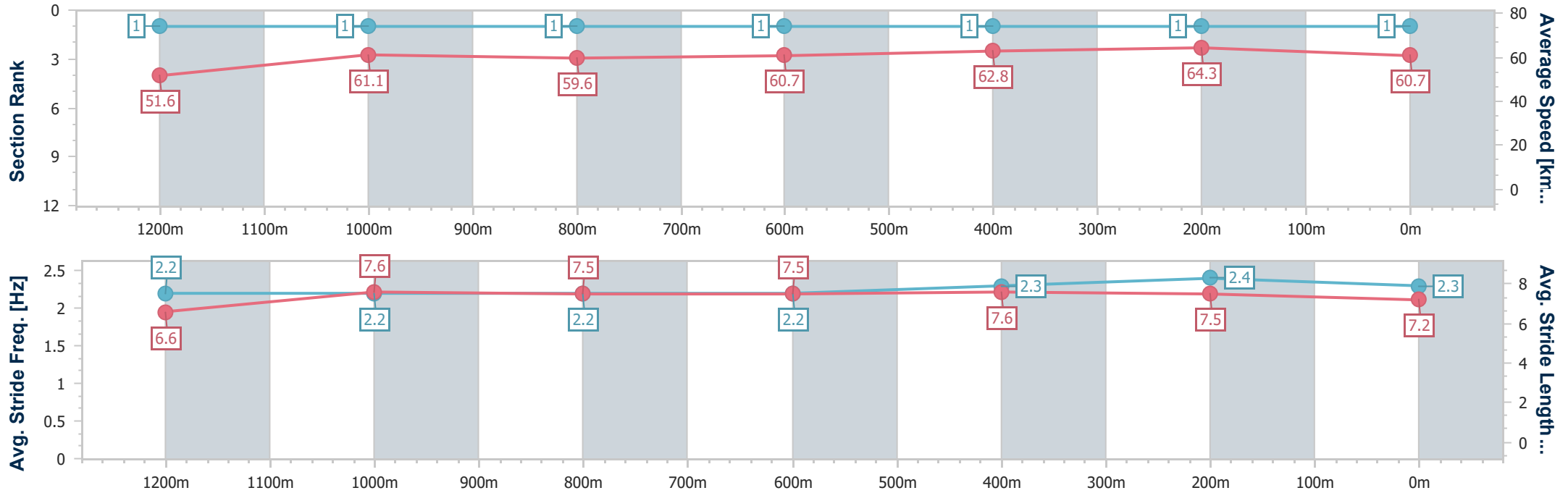
Race 4: COLD CONTROL Class 3 Plate - 1400m



11 November 2022 - 18:38

Track Rating: Soft 5, Weather: Scattered Clouds, Rail Position: +8m
Entire Course

Section	Overall	1200m	1000m	800m	600m	400m	200m
Section Times	1:24.40 [1] (0:13.95)	1:10.45 [1] (0:11.80)	0:58.65 [1] (0:12.15)	0:46.50 [1] (0:11.96)	0:34.54 [1] (0:11.50)	0:23.04 [1] (0:11.19)	0:11.85 [1] (0:11.85)
Average Speed [km/h]	51.6	61.1	59.6	60.7	62.8	64.3	60.7
Top Speed [km/h]	62.7	62.4	60.2	61.8	63.8	66.7	64.7
Avg. Dist. to Rail [m]	6.8	3.2	2.3	1.4	0.4	1.6	3.4
Avg. Stride Freq. [Hz]	2.2	2.2	2.2	2.2	2.3	2.4	2.3
Avg. Stride Length [m]	6.6	7.6	7.5	7.5	7.6	7.5	7.2



- [] Ranking at each section and finish
- .-.- No data available at this section
- NA No data available



Horse/Jockey Name	Very Intoxicating
Final Rank	2
Fastest Section Time (Section)	0:10.93 (400m)
Top Speed [km/h] (Section)	67.9 (400m)
Race State	Finished



Sunshine Coast QLD Professional

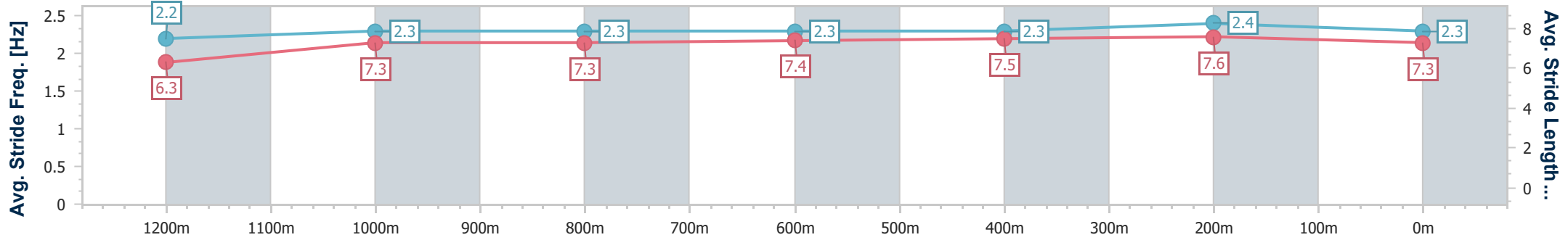
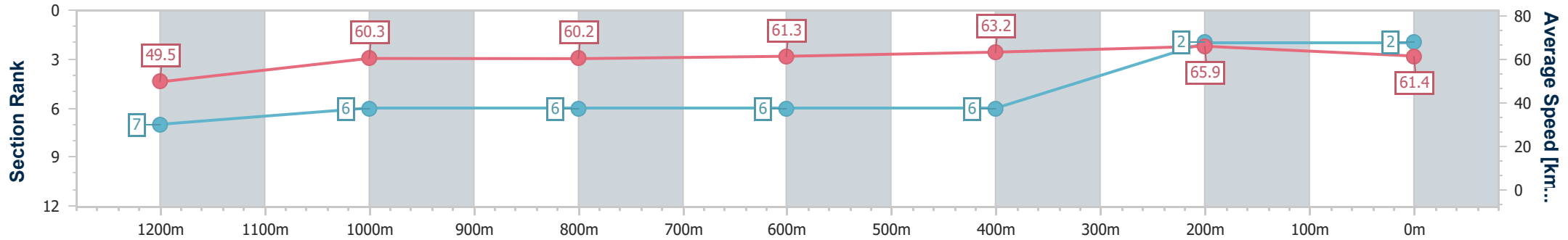
Race 4: COLD CONTROL Class 3 Plate - 1400m



11 November 2022 - 18:38

Track Rating: Soft 5, Weather: Scattered Clouds, Rail Position: +8m
Entire Course

Section	Overall	1200m	1000m	800m	600m	400m	200m
Section Times	1:24.61 [2] (0:14.56)	1:10.05 [7] (0:11.93)	0:58.12 [6] (0:12.04)	0:46.08 [6] (0:11.91)	0:34.17 [6] (0:11.51)	0:22.66 [6] (0:10.93)	0:11.73 [2] (0:11.73)
Average Speed [km/h]	49.5	60.3	60.2	61.3	63.2	65.9	61.4
Top Speed [km/h]	61.6	61.6	61.5	63.0	64.7	67.9	64.1
Avg. Dist. to Rail [m]	3.9	1.9	2.1	2.2	1.9	3.4	5.3
Avg. Stride Freq. [Hz]	2.2	2.3	2.3	2.3	2.3	2.4	2.3
Avg. Stride Length [m]	6.3	7.3	7.3	7.4	7.5	7.6	7.3



- [] Ranking at each section and finish
- .-.- No data available at this section
- NA No data available



Horse/Jockey Name	Air Marshal
Final Rank	3
Fastest Section Time (Section)	0:11.10 (400m)
Top Speed [km/h] (Section)	65.3 (400m)
Race State	Finished



Sunshine Coast QLD Professional

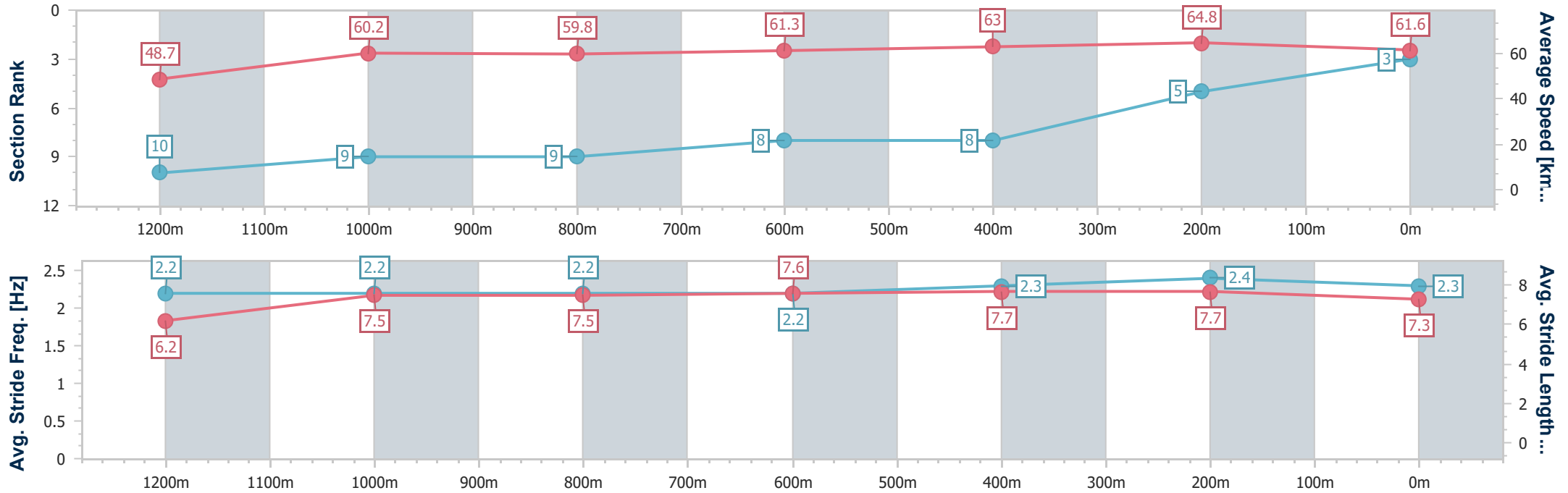
Race 4: COLD CONTROL Class 3 Plate - 1400m



11 November 2022 - 18:38

Track Rating: Soft 5, Weather: Scattered Clouds, Rail Position: +8m
Entire Course

Section	Overall	1200m	1000m	800m	600m	400m	200m
Section Times	1:24.89 [3] (0:14.80)	1:10.09 [10] (0:11.96)	0:58.13 [9] (0:12.10)	0:46.03 [9] (0:11.80)	0:34.23 [8] (0:11.45)	0:22.78 [8] (0:11.10)	0:11.68 [5] (0:11.68)
Average Speed [km/h]	48.7	60.2	59.8	61.3	63.0	64.8	61.6
Top Speed [km/h]	60.2	62.1	60.6	63.4	64.8	65.3	64.8
Avg. Dist. to Rail [m]	6.4	2.9	2.2	0.6	0.4	1.5	1.3
Avg. Stride Freq. [Hz]	2.2	2.2	2.2	2.2	2.3	2.4	2.3
Avg. Stride Length [m]	6.2	7.5	7.5	7.6	7.7	7.7	7.3



- [] Ranking at each section and finish
- .-.- No data available at this section
- NA No data available



Horse/Jockey Name	Tarex
Final Rank	4
Fastest Section Time (Section)	0:11.24 (400m)
Top Speed [km/h] (Section)	64.9 (400m)
Race State	Finished



Sunshine Coast QLD Professional

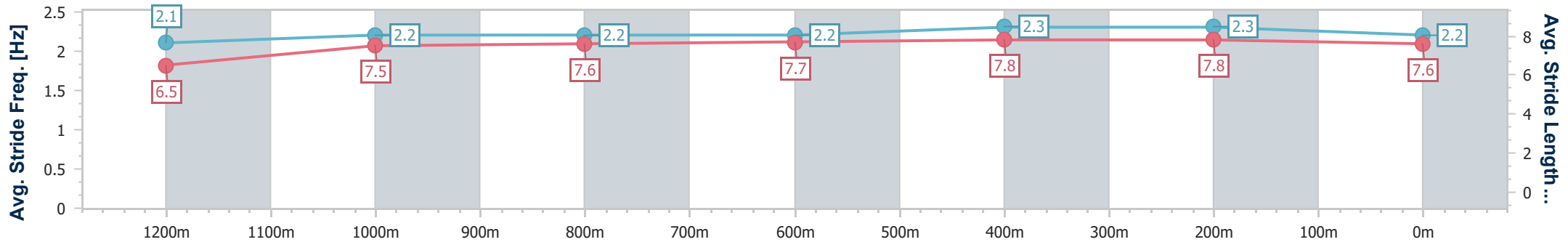
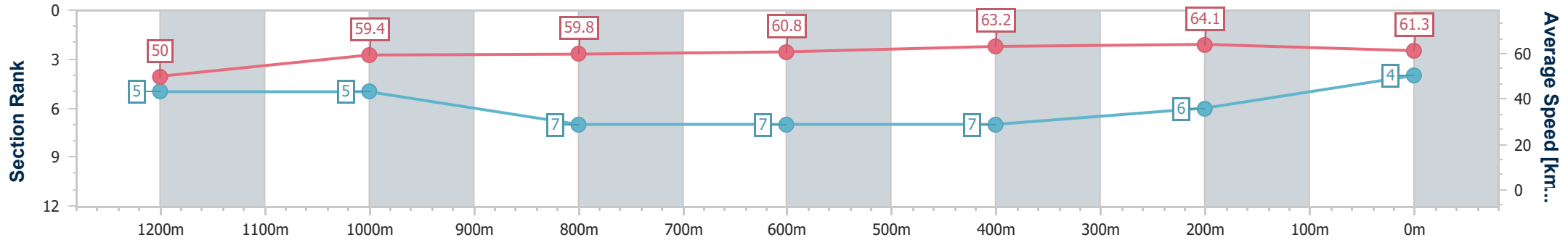
Race 4: COLD CONTROL Class 3 Plate - 1400m



11 November 2022 - 18:38

Track Rating: Soft 5, Weather: Scattered Clouds, Rail Position: +8m
Entire Course

Section	Overall	1200m	1000m	800m	600m	400m	200m
Section Times	1:25.00 [4] (0:14.40)	1:10.60 [5] (0:12.11)	0:58.49 [5] (0:12.15)	0:46.34 [7] (0:11.90)	0:34.44 [7] (0:11.46)	0:22.98 [7] (0:11.24)	0:11.74 [6] (0:11.74)
Average Speed [km/h]	50.0	59.4	59.8	60.8	63.2	64.1	61.3
Top Speed [km/h]	60.0	60.4	61.0	63.2	63.9	64.9	63.9
Avg. Dist. to Rail [m]	4.7	3.6	2.8	1.1	0.6	5.1	7.3
Avg. Stride Freq. [Hz]	2.1	2.2	2.2	2.2	2.3	2.3	2.2
Avg. Stride Length [m]	6.5	7.5	7.6	7.7	7.8	7.8	7.6



- [] Ranking at each section and finish
- .-.- No data available at this section
- NA No data available



Horse/Jockey Name	Vienna Empress
Final Rank	5
Fastest Section Time (Section)	0:11.45 (400m)
Top Speed [km/h] (Section)	64.2 (600m)
Race State	Finished



Sunshine Coast QLD Professional

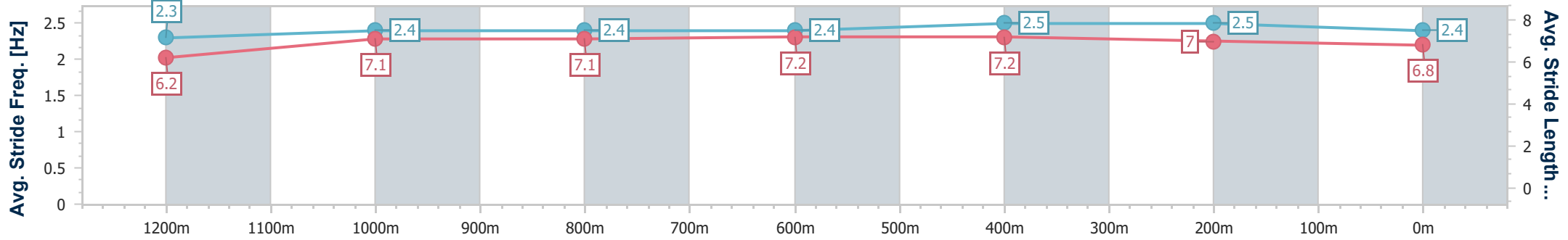
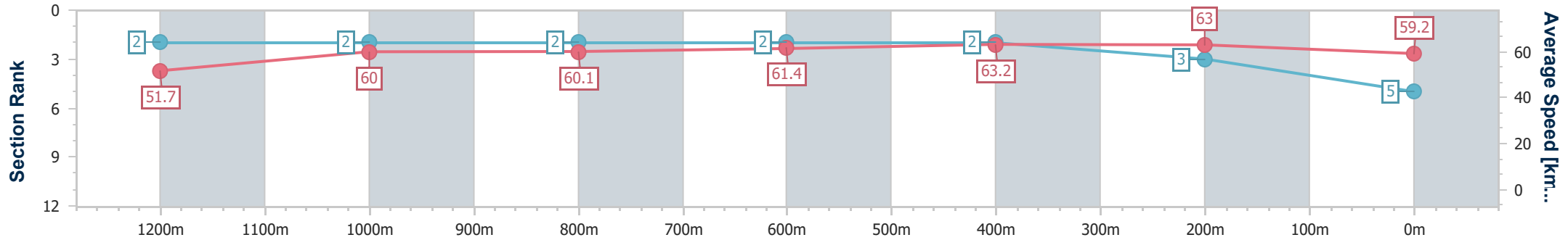
Race 4: COLD CONTROL Class 3 Plate - 1400m



11 November 2022 - 18:38

Track Rating: Soft 5, Weather: Scattered Clouds, Rail Position: +8m
Entire Course

Section	Overall	1200m	1000m	800m	600m	400m	200m
Section Times	1:25.06 [5] (0:13.94)	1:11.12 [2] (0:11.99)	0:59.13 [2] (0:12.08)	0:47.05 [2] (0:11.95)	0:35.10 [2] (0:11.50)	0:23.60 [2] (0:11.45)	0:12.15 [3] (0:12.15)
Average Speed [km/h]	51.7	60.0	60.1	61.4	63.2	63.0	59.2
Top Speed [km/h]	62.4	61.2	61.0	63.4	64.2	63.9	62.4
Avg. Dist. to Rail [m]	5.2	2.8	3.4	2.9	1.9	2.4	3.8
Avg. Stride Freq. [Hz]	2.3	2.4	2.4	2.4	2.5	2.5	2.4
Avg. Stride Length [m]	6.2	7.1	7.1	7.2	7.2	7.0	6.8



- [] Ranking at each section and finish
- .-.- No data available at this section
- NA No data available



Horse/Jockey Name	Hard Reyva
Final Rank	6
Fastest Section Time (Section)	0:11.31 (400m)
Top Speed [km/h] (Section)	64.9 (400m)
Race State	Finished



Sunshine Coast QLD Professional

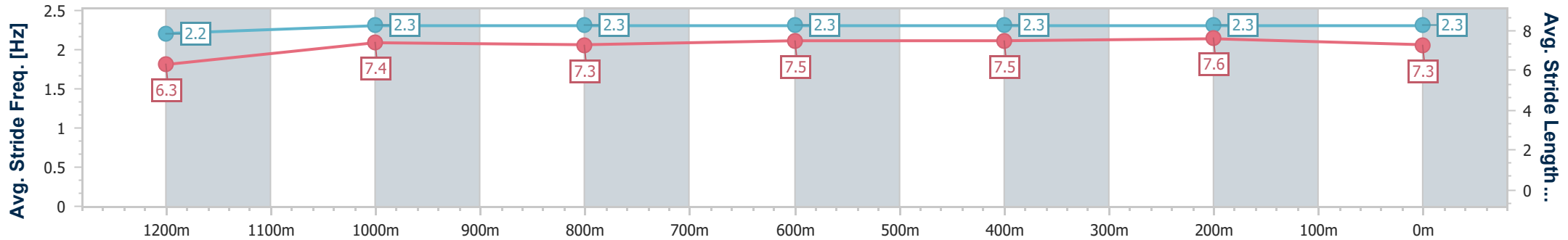
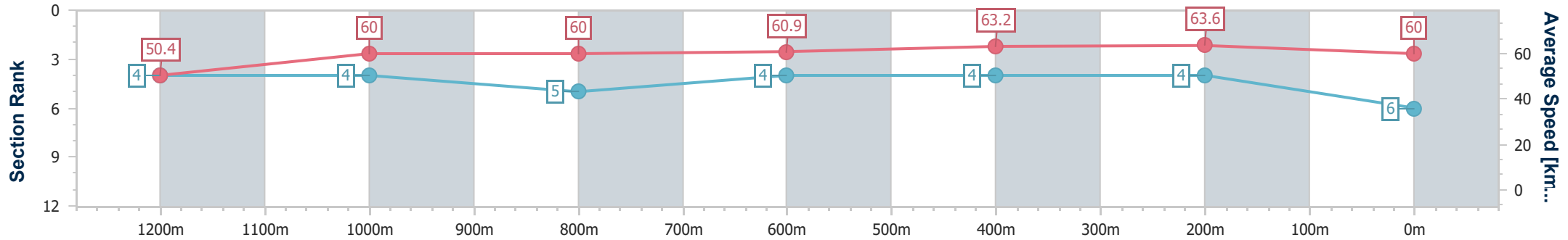
Race 4: COLD CONTROL Class 3 Plate - 1400m



11 November 2022 - 18:38

Track Rating: Soft 5, Weather: Scattered Clouds, Rail Position: +8m
Entire Course

Section	Overall	1200m	1000m	800m	600m	400m	200m
Section Times	1:25.08 [6] (0:14.30)	1:10.78 [4] (0:12.02)	0:58.76 [4] (0:12.06)	0:46.70 [5] (0:11.87)	0:34.83 [4] (0:11.51)	0:23.32 [4] (0:11.31)	0:12.01 [4] (0:12.01)
Average Speed [km/h]	50.4	60.0	60.0	60.9	63.2	63.6	60.0
Top Speed [km/h]	62.7	62.1	60.7	62.2	64.1	64.9	62.5
Avg. Dist. to Rail [m]	3.1	3.1	2.4	0.8	1.5	5.4	7.8
Avg. Stride Freq. [Hz]	2.2	2.3	2.3	2.3	2.3	2.3	2.3
Avg. Stride Length [m]	6.3	7.4	7.3	7.5	7.5	7.6	7.3



- [] Ranking at each section and finish
- .-.- No data available at this section
- NA No data available



Horse/Jockey Name	Seeress
Final Rank	7
Fastest Section Time (Section)	0:11.30 (600m)
Top Speed [km/h] (Section)	65.1 (400m)
Race State	Finished



Sunshine Coast QLD Professional

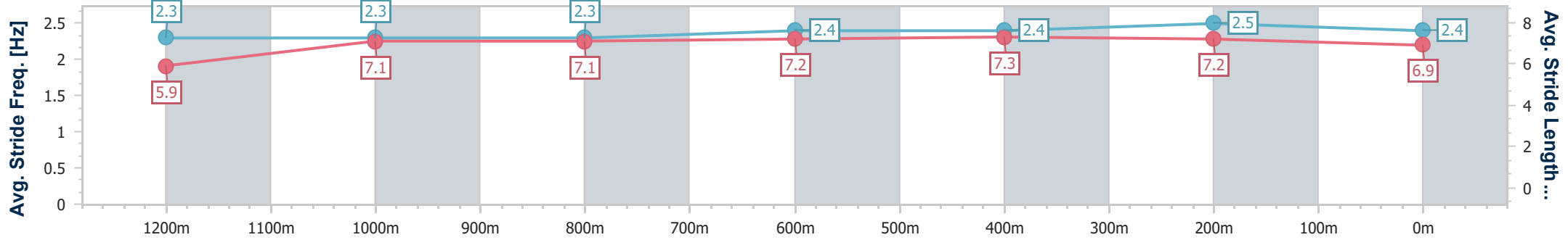
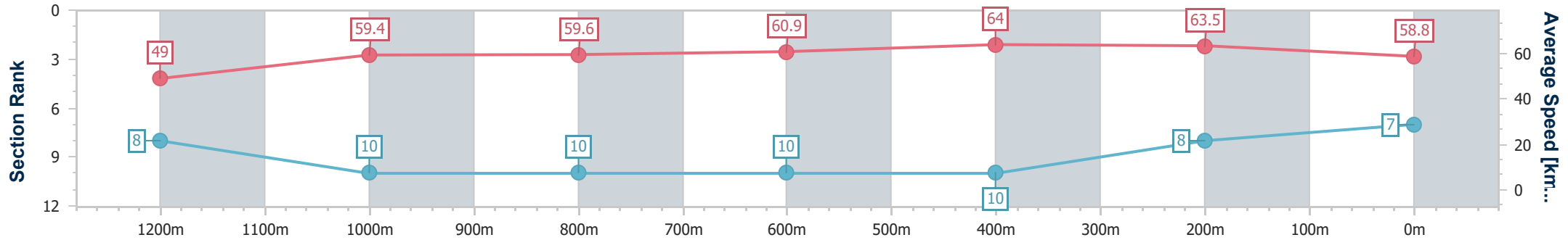
Race 4: COLD CONTROL Class 3 Plate - 1400m



11 November 2022 - 18:38

Track Rating: Soft 5, Weather: Scattered Clouds, Rail Position: +8m
Entire Course

Section	Overall	1200m	1000m	800m	600m	400m	200m
Section Times	1:25.85 [7] (0:14.69)	1:11.16 [8] (0:12.12)	0:59.04 [10] (0:12.20)	0:46.84 [10] (0:11.98)	0:34.86 [10] (0:11.30)	0:23.56 [10] (0:11.32)	0:12.24 [8] (0:12.24)
Average Speed [km/h]	49.0	59.4	59.6	60.9	64.0	63.5	58.8
Top Speed [km/h]	61.0	61.4	60.3	63.2	64.6	65.1	61.8
Avg. Dist. to Rail [m]	6.5	3.9	3.5	2.3	0.7	2.3	3.4
Avg. Stride Freq. [Hz]	2.3	2.3	2.3	2.4	2.4	2.5	2.4
Avg. Stride Length [m]	5.9	7.1	7.1	7.2	7.3	7.2	6.9



- [] Ranking at each section and finish
- .-.- No data available at this section
- NA No data available



Horse/Jockey Name	Better Lad
Final Rank	8
Fastest Section Time (Section)	0:11.48 (600m)
Top Speed [km/h] (Section)	64.3 (600m)
Race State	Finished



Sunshine Coast QLD Professional

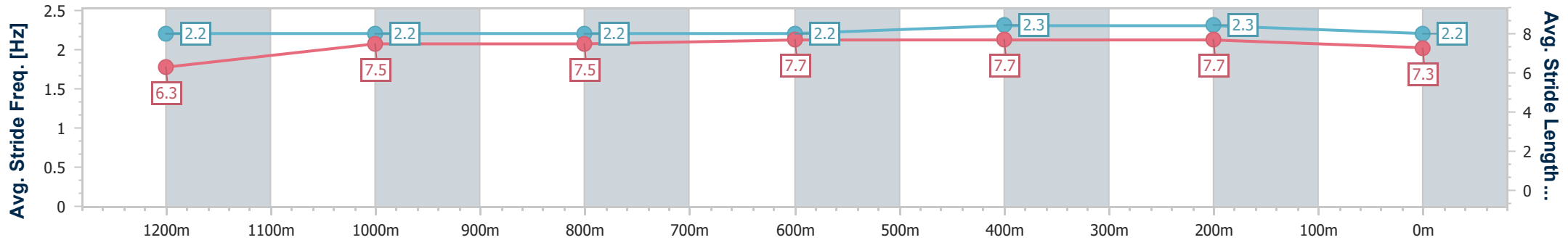
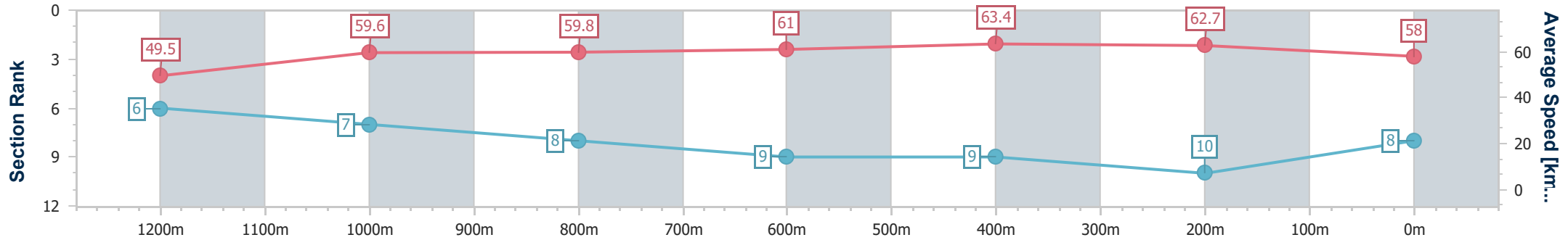
Race 4: COLD CONTROL Class 3 Plate - 1400m



11 November 2022 - 18:38

Track Rating: Soft 5, Weather: Scattered Clouds, Rail Position: +8m
Entire Course

Section	Overall	1200m	1000m	800m	600m	400m	200m						
Section Times	1:26.14 [8] (0:14.54)	1:11.60 [6] (0:12.08)	0:59.52 [7] (0:12.18)	0:47.34 [8] (0:11.96)	0:35.38 [9] (0:11.48)	0:23.90 [9] (0:11.49)	0:12.41 [10] (0:12.41)						
Average Speed [km/h]	49.5	59.6	59.8	61.0	63.4	62.7	58.0						
Top Speed [km/h]	59.9	61.1	60.9	63.2	64.3	64.0	61.1						
Avg. Dist. to Rail [m]	5.0	3.5	3.5	2.5	1.9	4.0	6.3						
Avg. Stride Freq. [Hz]	2.2	2.2	2.2	2.2	2.3	2.3	2.2						
Avg. Stride Length [m]	6.3	7.5	7.5	7.7	7.7	7.7	7.3						



- [] Ranking at each section and finish
- .-.- No data available at this section
- NA No data available



Horse/Jockey Name	The Brumby
Final Rank	9
Fastest Section Time (Section)	0:11.49 (600m)
Top Speed [km/h] (Section)	64.2 (600m)
Race State	Finished



Sunshine Coast QLD Professional

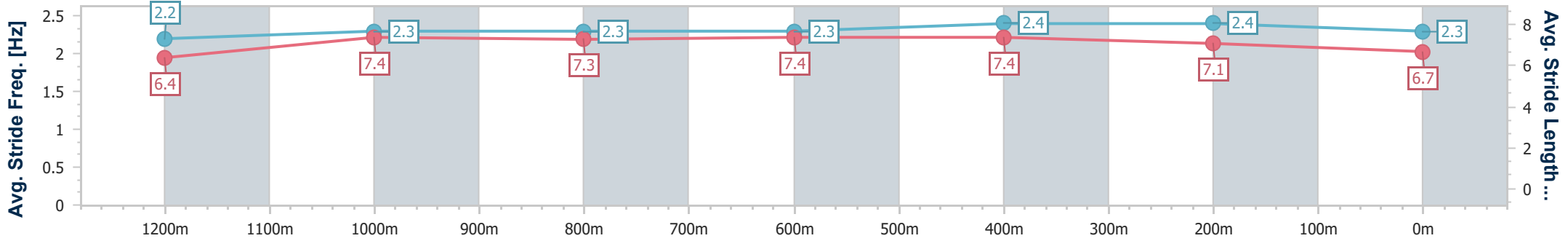
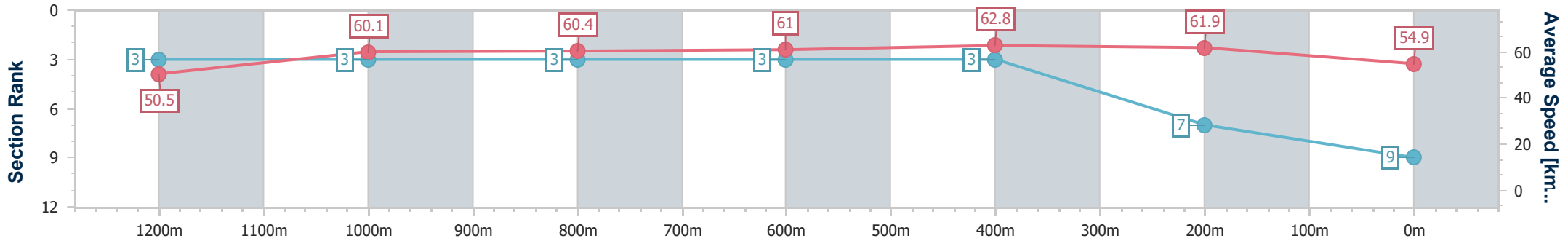
Race 4: COLD CONTROL Class 3 Plate - 1400m



11 November 2022 - 18:38

Track Rating: Soft 5, Weather: Scattered Clouds, Rail Position: +8m
Entire Course

Section	Overall	1200m	1000m	800m	600m	400m	200m
Section Times	1:26.41 [9] (0:14.28)	1:12.13 [3] (0:11.97)	1:00.16 [3] (0:12.01)	0:48.15 [3] (0:11.91)	0:36.24 [3] (0:11.49)	0:24.75 [3] (0:11.63)	0:13.12 [7] (0:13.12)
Average Speed [km/h]	50.5	60.1	60.4	61.0	62.8	61.9	54.9
Top Speed [km/h]	62.0	61.8	61.7	62.2	64.2	63.2	59.9
Avg. Dist. to Rail [m]	2.0	2.1	2.6	1.7	0.6	0.8	0.3
Avg. Stride Freq. [Hz]	2.2	2.3	2.3	2.3	2.4	2.4	2.3
Avg. Stride Length [m]	6.4	7.4	7.3	7.4	7.4	7.1	6.7



- [] Ranking at each section and finish
- .-.- No data available at this section
- NA No data available



Horse/Jockey Name	The Stifmeister
Final Rank	10
Fastest Section Time (Section)	0:11.56 (600m)
Top Speed [km/h] (Section)	64.2 (600m)
Race State	Finished



Sunshine Coast QLD Professional

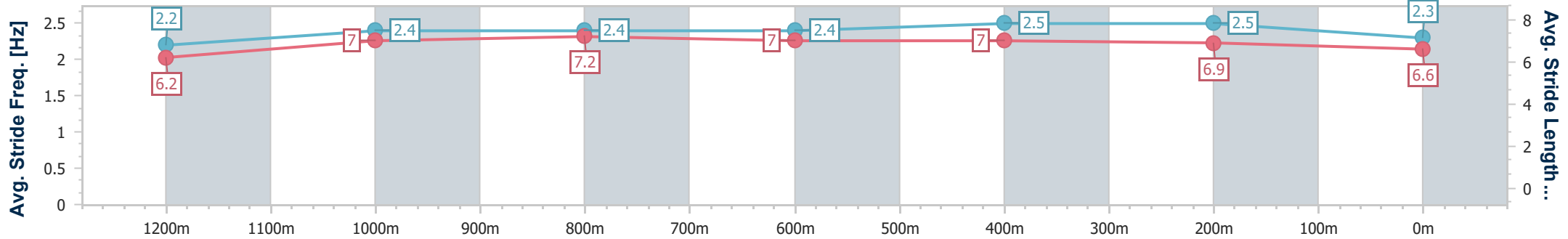
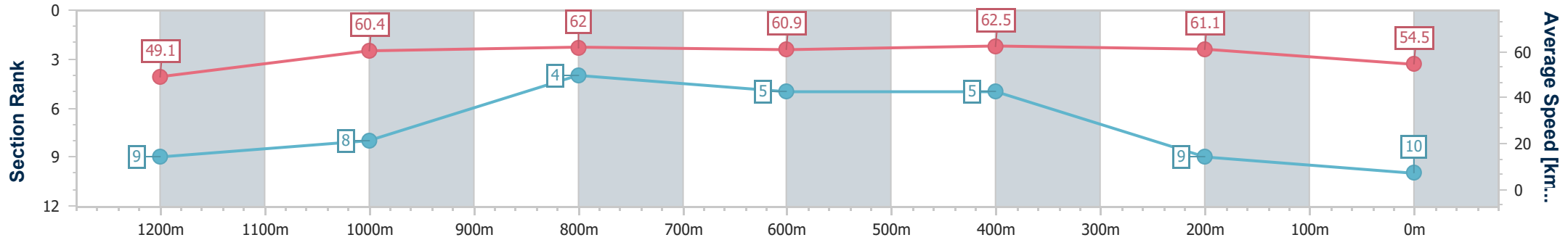
Race 4: COLD CONTROL Class 3 Plate - 1400m



11 November 2022 - 18:38

Track Rating: Soft 5, Weather: Scattered Clouds, Rail Position: +8m
Entire Course

Section	Overall	1200m	1000m	800m	600m	400m	200m
Section Times	1:26.80 [10] (0:14.67)	1:12.13 [9] (0:11.92)	1:00.21 [8] (0:11.73)	0:48.48 [4] (0:11.93)	0:36.55 [5] (0:11.56)	0:24.99 [5] (0:11.78)	0:13.21 [9] (0:13.21)
Average Speed [km/h]	49.1	60.4	62.0	60.9	62.5	61.1	54.5
Top Speed [km/h]	61.7	63.2	64.0	62.7	64.2	62.4	60.8
Avg. Dist. to Rail [m]	8.3	5.0	3.8	1.6	0.7	2.7	3.3
Avg. Stride Freq. [Hz]	2.2	2.4	2.4	2.4	2.5	2.5	2.3
Avg. Stride Length [m]	6.2	7.0	7.2	7.0	7.0	6.9	6.6



- [] Ranking at each section and finish
- .-.- No data available at this section
- NA No data available