

11 November 2022 - 19:10

Track Rating: Good 4, Weather: Scattered Clouds, Rail Position: 8 Metres

Section		Field Times												
Rank	TAB	Horse/Jockey	Barrier	Top Speed [km/h]	Fastest Section	Overall	1400m	1200m	1000m	800m	600m	400m	Last 600m	Distance Travelled [m]
1	10	HARMONY REIGNS Larry Cassidy	1	70.0 Overall	0:11.39 1400m	1:36.94 [1] (0:13.26)	1:23.68 [3] (0:11.39)	1:12.29 [6] (0:11.51)	1:00.78 [5] (0:11.98)	0:48.80 [5] (0:12.17)	0:36.63 [5] (0:12.21)	0:24.42 [4] (0:11.90)	0:36.63	
2	1	EXALTED CROWN Craig Robertson	5	67.7 Overall	0:11.21 1400m	1:37.10 [2] (0:13.26)	1:23.84 [1] (0:11.21)	1:12.63 [2] (0:11.48)	1:01.15 [3] (0:12.00)	0:49.15 [3] (0:12.27)	0:36.88 [3] (0:12.22)	0:24.66 [3] (0:12.01)	0:36.88	+1
3	12	SET ME UP Jaden Lloyd	9	67.4 Overall	0:11.42 1400m	1:37.15 [3] (0:13.89)	1:23.26 [12] (0:11.42)	1:11.84 [12] (0:11.78)	1:00.06 [12] (0:12.04)	0:48.02 [12] (0:12.00)	0:36.02 [12] (0:11.94)	0:24.08 [13] (0:11.57)	0:36.02	+4
4	8	SOOBPURB DANCER Morgan Butler	15	67.1 1400m	0:11.35 1400m	1:37.24 [4] (0:14.20)	1:23.04 [14] (0:11.35)	1:11.69 [14] (0:11.71)	0:59.98 [14] (0:11.93)	0:48.05 [13] (0:11.76)	0:36.29 [11] (0:12.12)	0:24.17 [11] (0:11.84)	0:36.29	+1
5	9	KELLERS SHELTER Karl Zechner	2	67.5 Overall	0:11.38 1400m	1:37.25 [5] (0:13.48)	1:23.77 [8] (0:11.38)	1:12.39 [7] (0:11.58)	1:00.81 [7] (0:11.97)	0:48.84 [7] (0:12.13)	0:36.71 [7] (0:12.09)	0:24.62 [7] (0:11.94)	0:36.71	+0
6	13	DAULAT MACHTIGAMOR Sean Cormack	6	67.0 1400m	0:11.44 1400m	1:37.49 [6] (0:13.58)	1:23.91 [9] (0:11.44)	1:12.47 [9] (0:11.77)	1:00.70 [9] (0:12.11)	0:48.59 [10] (0:11.98)	0:36.61 [10] (0:11.84)	0:24.77 [8] (0:11.99)	0:36.61	+3
7	4	TUKI TWELVE James Orman	3	66.9 Overall	0:11.34 1400m	1:37.55 [7] (0:13.88)	1:23.67 [10] (0:11.34)	1:12.33 [11] (0:11.62)	1:00.71 [10] (0:12.01)	0:48.70 [9] (0:11.99)	0:36.71 [9] (0:12.12)	0:24.59 [9] (0:11.92)	0:36.71	-3
8	14	BIG HITTER Samantha Collett	11	65.9 1400m	0:11.44 1400m	1:38.09 [8] (0:13.92)	1:24.17 [13] (0:11.44)	1:12.73 [13] (0:11.76)	1:00.97 [13] (0:12.21)	0:48.76 [14] (0:12.00)	0:36.76 [14] (0:11.77)	0:24.99 [12] (0:12.00)	0:36.76	+1
9	7	KINKUNA Brodie Loy	4	67.3 Overall	0:11.26 1400m	1:38.10 [9] (0:13.31)	1:24.79 [4] (0:11.26)	1:13.53 [5] (0:11.57)	1:01.96 [5] (0:11.99)	0:49.97 [6] (0:12.14)	0:37.83 [5] (0:12.22)	0:25.61 [6] (0:12.32)	0:37.83	+2
10	2	ALIRAAJ Isabella Rabjones	13	67.4 1400m	0:11.06 1400m	1:38.20 [10] (0:13.33)	1:24.87 [6] (0:11.06)	1:13.81 [1] (0:11.36)	1:02.45 [1] (0:11.89)	0:50.56 [1] (0:12.26)	0:38.30 [1] (0:12.36)	0:25.94 [2] (0:12.65)	0:38.30	+5

Scratched: The Golden Soul (#6), Ay Bee Are (#11)

Report Created: Fri 11 November 2022 22:12 GMT (Note: Timing is based on position data)

Page 1/20

[] Ranking at each section and finish
 -:-:- No data available at this section
 NA No data available
 SCN Saddle cloth number
 DNF Did not finish
 DNT Did not track

data processed by  TRIPLESDATA

Section	Overall	1400m	1200m	1000m	800m	600m	400m	Last 600m
Field Times	1:36.94 (0:13.24)	1:23.70 (0:11.15)	1:12.55 (0:11.36)	1:01.19 (0:11.89)	0:49.30 (0:12.26)	0:37.04 (0:12.27)	0:24.77 (0:12.25)	0:37.04

[] Ranking at each section and finish
 -:-:- No data available at this section
 NA No data available

SCN Saddle cloth number
 DNF Did not finish
 DNT Did not track

11 November 2022 - 19:10

Track Rating: Good 4, Weather: Scattered Clouds, Rail Position: 8 Metres

Section		Overall	1400m	1200m	1000m	800m	600m	400m	Last 600m					
Field Times		1:36.94 (0:13.24)	1:23.70 (0:11.15)	1:12.55 (0:11.36)	1:01.19 (0:11.89)	0:49.30 (0:12.26)	0:37.04 (0:12.27)	0:24.77 (0:12.25)	0:37.04					
Rank	TAB	Horse/Jockey	Barrier	Top Speed [km/h]	Fastest Section									Distance Travelled [m]
11	3	MR DUDWEY Boris Thornton	12	67.2 Overall	0:11.14 1400m	1:38.33 [11] (0:13.32)	1:25.01 [5] (0:11.14)	1:13.87 [3] (0:11.53)	1:02.34 [4] (0:11.96)	0:50.38 [4] (0:12.23)	0:38.15 [4] (0:12.32)	0:25.83 [5] (0:12.37)	0:38.15	+4
12	5	POINT THE WAGON Paul Hamblin	16	66.8 1400m	0:11.25 1400m	1:38.39 [12] (0:13.89)	1:24.50 [11] (0:11.25)	1:13.25 [10] (0:11.72)	1:01.53 [11] (0:12.26)	0:49.27 [11] (0:12.12)	0:37.15 [13] (0:12.27)	0:24.88 [14] (0:11.90)	0:37.15	+7
13	15	DANEROCK Michael Cahill	7	69.2 1400m	0:11.21 1400m	1:38.48 [13] (0:13.24)	1:25.24 [2] (0:11.21)	1:14.03 [4] (0:11.42)	1:02.61 [2] (0:11.87)	0:50.74 [2] (0:12.22)	0:38.52 [2] (0:12.21)	0:26.31 [1] (0:12.55)	0:38.52	-5
14	16	CRAIGLEA KARLY Melea Castle	8	67.1 1400m	0:11.42 1400m	1:38.78 [14] (0:13.43)	1:25.35 [7] (0:11.42)	1:13.93 [8] (0:11.69)	1:02.24 [8] (0:12.04)	0:50.20 [8] (0:12.17)	0:38.03 [8] (0:12.23)	0:25.80 [10] (0:12.32)	0:38.03	+3

Scratched: The Golden Soul (#6), Ay Bee Are (#11)

11 November 2022 - 19:10

Track Rating: Good 4, Weather: Scattered Clouds, Rail Position: 8 Metres

Section				200m				Last 600m		
Field Times				0:12.52 (0:12.52)				0:37.04		
Rank	TAB	Horse/Jockey	Barrier	Top Speed [km/h]	Fastest Section	Margin			Distance Travelled [m]	
1	10	HARMONY REIGNS Larry Cassidy	1	70.0 Overall	0:11.39 1400m	0:12.52 [2] (0:12.52)	1:36.94		0:36.63	
2	1	EXALTED CROWN Craig Robertson	5	67.7 Overall	0:11.21 1400m	0:12.65 [1] (0:12.65)	0.16L		0:36.88	+1
3	12	SET ME UP Jaden Lloyd	9	67.4 Overall	0:11.42 1400m	0:12.51 [4] (0:12.51)	0.21L		0:36.02	+4
4	8	SOOBPURB DANCER Morgan Butler	15	67.1 1400m	0:11.35 1400m	0:12.33 [10] (0:12.33)	0.3L		0:36.29	+1
5	9	KELLERS SHELTER Karl Zechner	2	67.5 Overall	0:11.38 1400m	0:12.68 [3] (0:12.68)	0.31L		0:36.71	+0
6	13	DAULAT MACHTIGAMOR Sean Cormack	6	67.0 1400m	0:11.44 1400m	0:12.78 [5] (0:12.78)	0.55L		0:36.61	+3
7	4	TUKI TWELVE James Orman	3	66.9 Overall	0:11.34 1400m	0:12.67 [8] (0:12.67)	0.61L		0:36.71	-3
8	14	BIG HITTER Samantha Collett	11	65.9 1400m	0:11.44 1400m	0:12.99 [12] (0:12.99)	1.15L		0:36.76	+1
9	7	KINKUNA Brodie Loy	4	67.3 Overall	0:11.26 1400m	0:13.29 [7] (0:13.29)	1.16L		0:37.83	+2
10	2	ALIRAAJ Isabella Rabjones	13	67.4 1400m	0:11.06 1400m	0:13.29 [11] (0:13.29)	1.26L		0:38.30	+5

Scratched: The Golden Soul (#6), Ay Bee Are (#11)

Report Created: Fri 11 November 2022 22:12 GMT (Note: Timing is based on position data)

Page 4/20

[] Ranking at each section and finish
 -:-:- No data available at this section
 NA No data available

SCN Saddle cloth number
 DNF Did not finish
 DNT Did not track

data processed by  TRIPLESDATA

Section	200m	Last 600m
Field Times	0:12.52 (0:12.52)	0:37.04

[] Ranking at each section and finish
-:-:- No data available at this section
NA No data available

SCN Saddle cloth number
DNF Did not finish
DNT Did not track

Track Rating: Good 4, Weather: Scattered Clouds, Rail Position: 8 Metres

Section				200m				Last 600m	
Field Times				0:12.52 (0:12.52)				0:37.04	
Rank	TAB	Horse/Jockey	Barrier	Top Speed [km/h]	Fastest Section	Margin			Distance Travelled [m]
11	3	MR DUDWEY Boris Thornton	12	67.2 Overall	0:11.14 1400m	0:13.46 [9] (0:13.46)	1.39L		0:38.15 +4
12	5	POINT THE WAGON Paul Hamblin	16	66.8 1400m	0:11.25 1400m	0:12.98 [14] (0:12.98)	1.45L		0:37.15 +7
13	15	DANEROCK Michael Cahill	7	69.2 1400m	0:11.21 1400m	0:13.76 [6] (0:13.76)	1.54L		0:38.52 -5
14	16	CRAIGLEA KARLY Melea Castle	8	67.1 1400m	0:11.42 1400m	0:13.48 [13] (0:13.48)	1.84L		0:38.03 +3

Scratched: The Golden Soul (#6), Ay Bee Are (#11)



Horse/Jockey Name	Harmony Reigns
Final Rank	1
Fastest Section Time (Section)	0:11.39 (1400m)
Top Speed [km/h] (Section)	70.0 (Overall)
Race State	Finished



Sunshine Coast QLD Professional

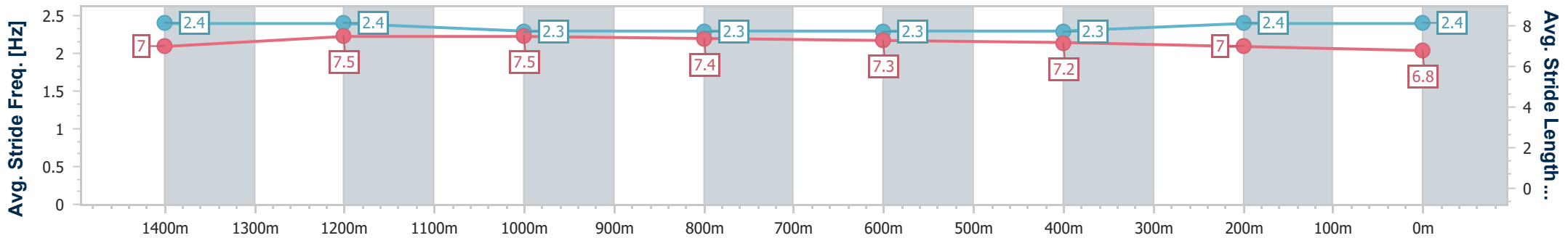
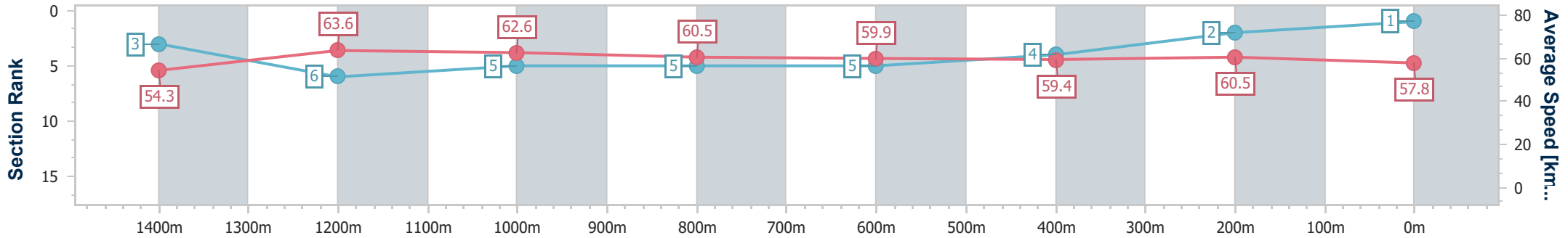
Race 5: CADE MEDIA BM58 Handicap - 1600m



11 November 2022 - 19:10

Track Rating: Good 4, Weather: Scattered Clouds, Rail Position: 8 Metres

Section	Overall	1400m	1200m	1000m	800m	600m	400m	200m						
Section Times	1:36.94 [1] (0:13.26)	1:23.68 [3] (0:11.39)	1:12.29 [6] (0:11.51)	1:00.78 [5] (0:11.98)	0:48.80 [5] (0:12.17)	0:36.63 [5] (0:12.21)	0:24.42 [4] (0:11.90)	0:12.52 [2] (0:12.52)						
Average Speed [km/h]	54.3	63.6	62.6	60.5	59.9	59.4	60.5	57.8						
Top Speed [km/h]	70.0	65.2	63.8	61.5	61.3	60.6	61.1	60.7						
Avg. Dist. to Rail [m]	2.2	2.3	2.6	2.5	2.0	1.2	3.1	6.3						
Avg. Stride Freq. [Hz]	2.4	2.4	2.3	2.3	2.3	2.3	2.4	2.4						
Avg. Stride Length [m]	7.0	7.5	7.5	7.4	7.3	7.2	7.0	6.8						



- [] Ranking at each section and finish
- .-.- No data available at this section
- NA No data available



Horse/Jockey Name	Exalted Crown
Final Rank	2
Fastest Section Time (Section)	0:11.21 (1400m)
Top Speed [km/h] (Section)	67.7 (Overall)
Race State	Finished



Sunshine Coast QLD Professional

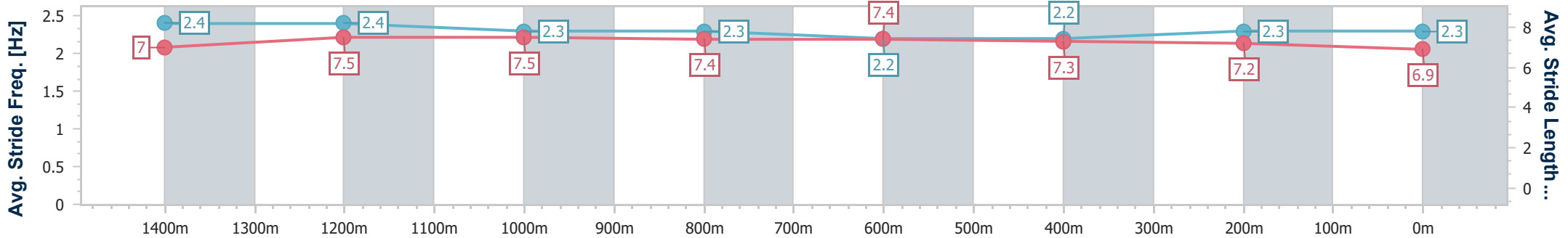
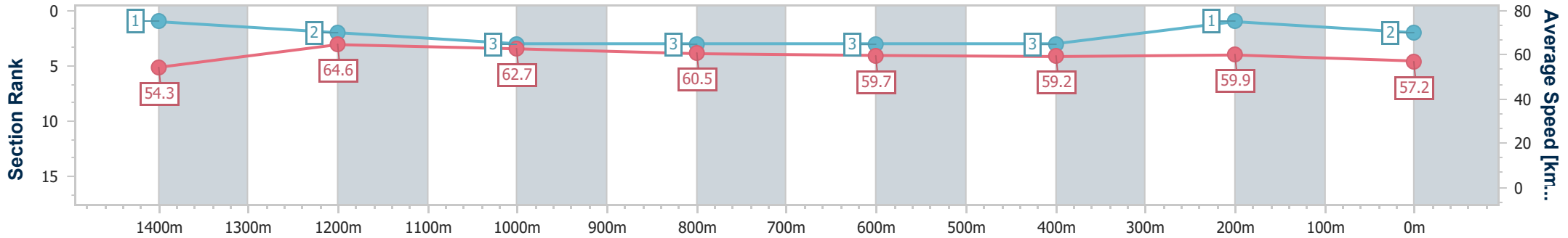
Race 5: CADE MEDIA BM58 Handicap - 1600m



11 November 2022 - 19:10

Track Rating: Good 4, Weather: Scattered Clouds, Rail Position: 8 Metres

Section	Overall	1400m	1200m	1000m	800m	600m	400m	200m
Section Times	1:37.10 [2] (0:13.26)	1:23.84 [1] (0:11.21)	1:12.63 [2] (0:11.48)	1:01.15 [3] (0:12.00)	0:49.15 [3] (0:12.27)	0:36.88 [3] (0:12.22)	0:24.66 [3] (0:12.01)	0:12.65 [1] (0:12.65)
Average Speed [km/h]	54.3	64.6	62.7	60.5	59.7	59.2	59.9	57.2
Top Speed [km/h]	67.7	66.5	64.2	61.6	60.4	60.1	60.7	59.4
Avg. Dist. to Rail [m]	4.7	2.1	2.3	2.7	2.8	1.0	2.1	4.2
Avg. Stride Freq. [Hz]	2.4	2.4	2.3	2.3	2.2	2.2	2.3	2.3
Avg. Stride Length [m]	7.0	7.5	7.5	7.4	7.4	7.3	7.2	6.9



- [] Ranking at each section and finish
- .-.- No data available at this section
- NA No data available



Horse/Jockey Name	Set Me Up
Final Rank	3
Fastest Section Time (Section)	0:11.42 (1400m)
Top Speed [km/h] (Section)	67.4 (Overall)
Race State	Finished



Sunshine Coast QLD Professional

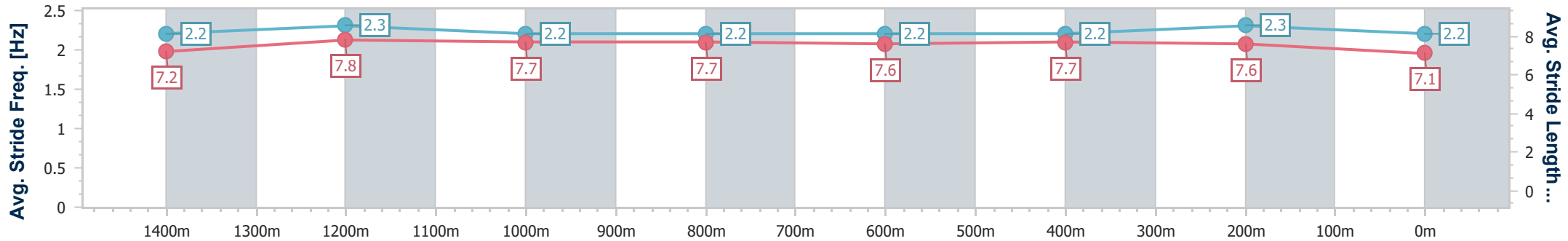
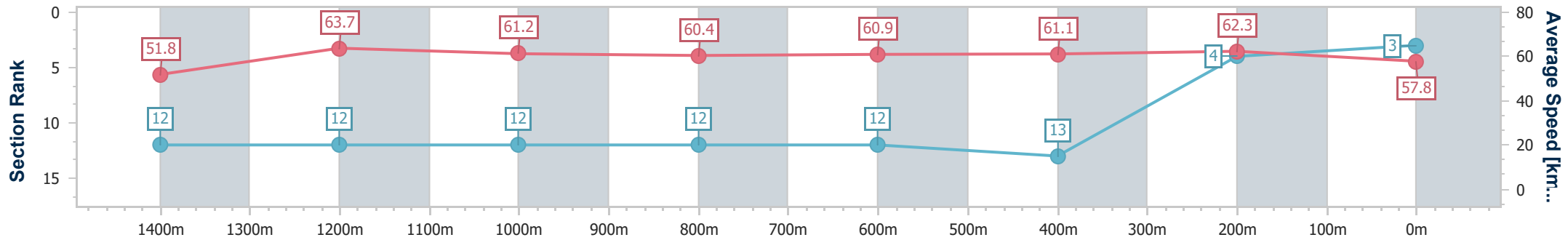
Race 5: CADE MEDIA BM58 Handicap - 1600m



11 November 2022 - 19:10

Track Rating: Good 4, Weather: Scattered Clouds, Rail Position: 8 Metres

Section	Overall	1400m	1200m	1000m	800m	600m	400m	200m						
Section Times	1:37.15 [3] (0:13.89)	1:23.26 [12] (0:11.42)	1:11.84 [12] (0:11.78)	1:00.06 [12] (0:12.04)	0:48.02 [12] (0:12.00)	0:36.02 [12] (0:11.94)	0:24.08 [13] (0:11.57)	0:12.51 [4]	(0:12.51)					
Average Speed [km/h]	51.8	63.7	61.2	60.4	60.9	61.1	62.3	57.8						
Top Speed [km/h]	67.4	67.3	62.3	61.8	62.5	62.2	63.9	59.6						
Avg. Dist. to Rail [m]	6.7	3.3	3.4	3.0	2.6	2.3	7.1	8.9						
Avg. Stride Freq. [Hz]	2.2	2.3	2.2	2.2	2.2	2.2	2.3	2.2						
Avg. Stride Length [m]	7.2	7.8	7.7	7.7	7.6	7.7	7.6	7.1						



- [] Ranking at each section and finish
- .-.- No data available at this section
- NA No data available



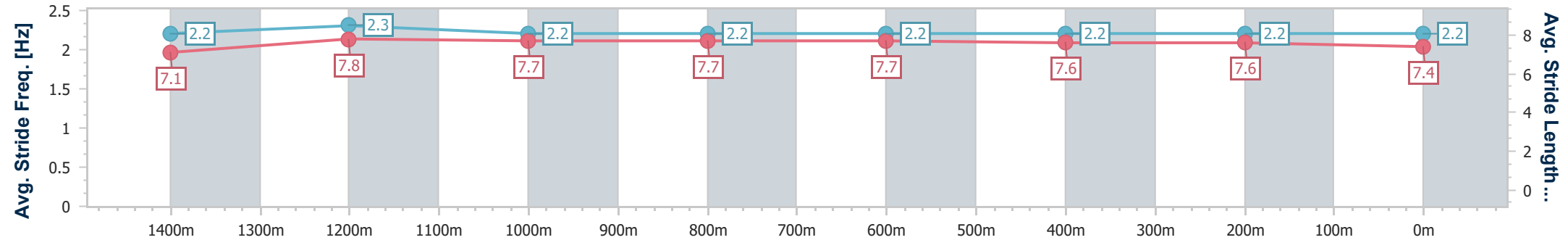
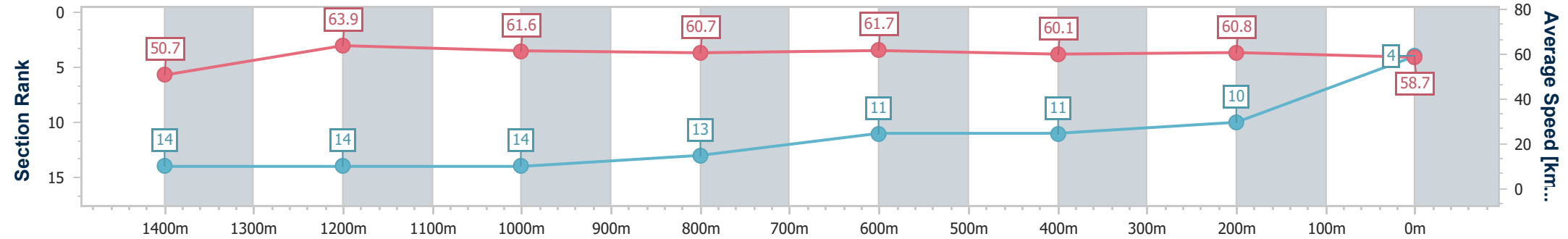
Horse/Jockey Name	Soobpurb Dancer
Final Rank	4
Fastest Section Time (Section)	0:11.35 (1400m)
Top Speed [km/h] (Section)	67.1 (1400m)
Race State	Finished



Sunshine Coast QLD Professional
 Race 5: CADE MEDIA BM58 Handicap - 1600m
 11 November 2022 - 19:10
 Track Rating: Good 4, Weather: Scattered Clouds, Rail Position: 8 Metres



Section	Overall	1400m	1200m	1000m	800m	600m	400m	200m						
Section Times	1:37.24 [4] (0:14.20)	1:23.04 [14] (0:11.35)	1:11.69 [14] (0:11.71)	0:59.98 [14] (0:11.93)	0:48.05 [13] (0:11.76)	0:36.29 [11] (0:12.12)	0:24.17 [11] (0:11.84)	0:12.33 [10] (0:12.33)						
Average Speed [km/h]	50.7	63.9	61.6	60.7	61.7	60.1	60.8	58.7						
Top Speed [km/h]	65.6	67.1	62.3	61.3	62.9	62.4	62.8	59.6						
Avg. Dist. to Rail [m]	11.4	3.4	2.4	1.9	1.3	2.1	4.1	3.3						
Avg. Stride Freq. [Hz]	2.2	2.3	2.2	2.2	2.2	2.2	2.2	2.2						
Avg. Stride Length [m]	7.1	7.8	7.7	7.7	7.7	7.6	7.6	7.4						



- [] Ranking at each section and finish
- .-.- No data available at this section
- NA No data available



Horse/Jockey Name	Kellers Shelter
Final Rank	5
Fastest Section Time (Section)	0:11.38 (1400m)
Top Speed [km/h] (Section)	67.5 (Overall)
Race State	Finished



Sunshine Coast QLD Professional

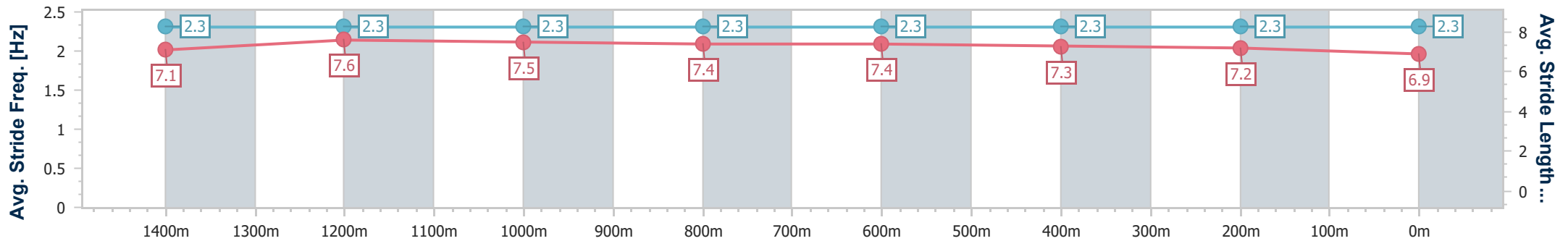
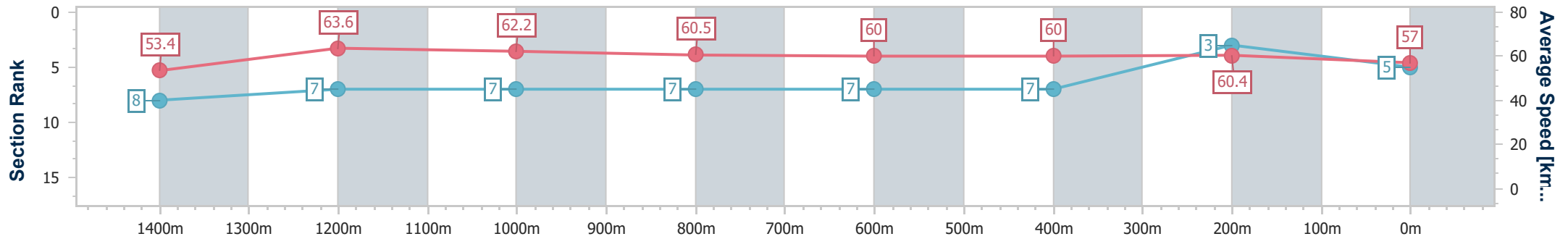
Race 5: CADE MEDIA BM58 Handicap - 1600m



11 November 2022 - 19:10

Track Rating: Good 4, Weather: Scattered Clouds, Rail Position: 8 Metres

Section	Overall	1400m	1200m	1000m	800m	600m	400m	200m						
Section Times	1:37.25 [5] (0:13.48)	1:23.77 [8] (0:11.38)	1:12.39 [7] (0:11.58)	1:00.81 [7] (0:11.97)	0:48.84 [7] (0:12.13)	0:36.71 [7] (0:12.09)	0:24.62 [7] (0:11.94)	0:12.68 [3] (0:12.68)						
Average Speed [km/h]	53.4	63.6	62.2	60.5	60.0	60.0	60.4	57.0						
Top Speed [km/h]	67.5	66.7	63.0	61.6	61.2	61.2	61.4	60.0						
Avg. Dist. to Rail [m]	3.2	1.9	2.4	2.4	1.8	1.5	4.3	5.9						
Avg. Stride Freq. [Hz]	2.3	2.3	2.3	2.3	2.3	2.3	2.3	2.3						
Avg. Stride Length [m]	7.1	7.6	7.5	7.4	7.4	7.3	7.2	6.9						



- [] Ranking at each section and finish
- .-.- No data available at this section
- NA No data available



Horse/Jockey Name	Daulat Machtigamor
Final Rank	6
Fastest Section Time (Section)	0:11.44 (1400m)
Top Speed [km/h] (Section)	67.0 (1400m)
Race State	Finished



Sunshine Coast QLD Professional

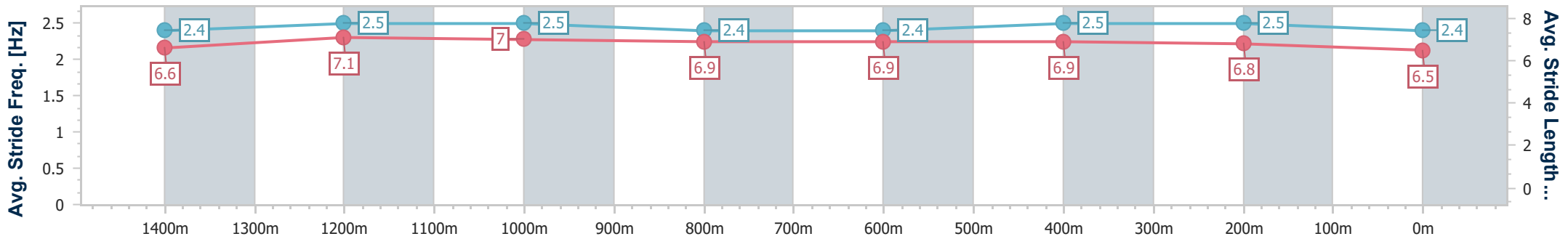
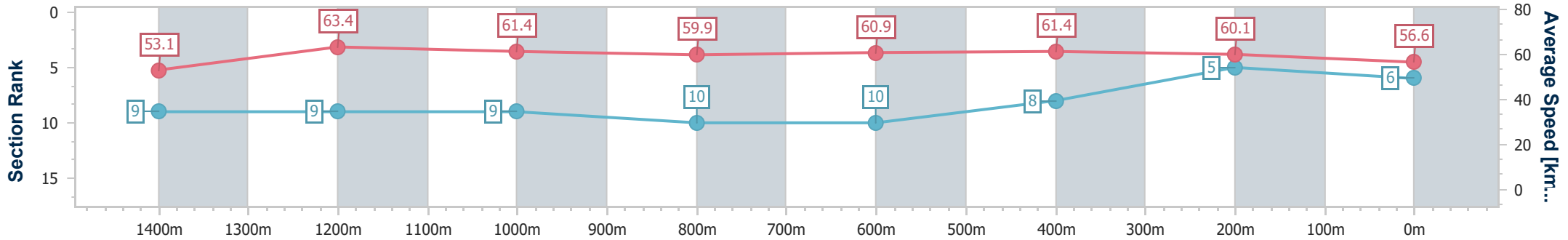
Race 5: CADE MEDIA BM58 Handicap - 1600m



11 November 2022 - 19:10

Track Rating: Good 4, Weather: Scattered Clouds, Rail Position: 8 Metres

Section	Overall	1400m	1200m	1000m	800m	600m	400m	200m
Section Times	1:37.49 [6] (0:13.58)	1:23.91 [9] (0:11.44)	1:12.47 [9] (0:11.77)	1:00.70 [9] (0:12.11)	0:48.59 [10] (0:11.98)	0:36.61 [10] (0:11.84)	0:24.77 [8] (0:11.99)	0:12.78 [5] (0:12.78)
Average Speed [km/h]	53.1	63.4	61.4	59.9	60.9	61.4	60.1	56.6
Top Speed [km/h]	66.5	67.0	62.0	62.1	62.9	62.8	61.5	59.1
Avg. Dist. to Rail [m]	5.2	3.0	3.5	3.2	2.0	1.8	6.9	8.7
Avg. Stride Freq. [Hz]	2.4	2.5	2.5	2.4	2.4	2.5	2.5	2.4
Avg. Stride Length [m]	6.6	7.1	7.0	6.9	6.9	6.9	6.8	6.5



- [] Ranking at each section and finish
- .-.- No data available at this section
- NA No data available



Horse/Jockey Name	Tuki Twelve
Final Rank	7
Fastest Section Time (Section)	0:11.34 (1400m)
Top Speed [km/h] (Section)	66.9 (Overall)
Race State	Finished



Sunshine Coast QLD Professional

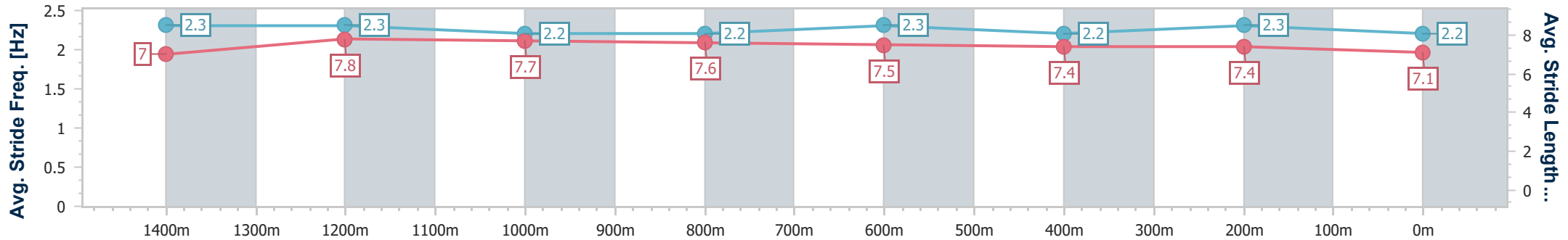
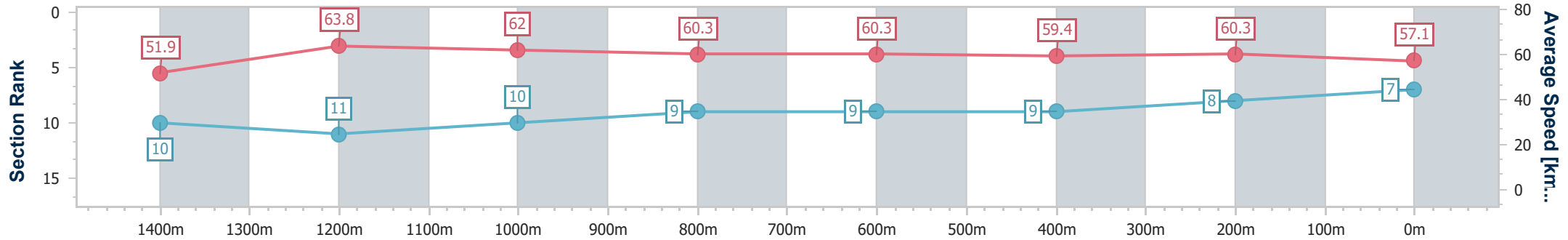
Race 5: CADE MEDIA BM58 Handicap - 1600m



11 November 2022 - 19:10

Track Rating: Good 4, Weather: Scattered Clouds, Rail Position: 8 Metres

Section	Overall	1400m	1200m	1000m	800m	600m	400m	200m
Section Times	1:37.55 [7] (0:13.88)	1:23.67 [10] (0:11.34)	1:12.33 [11] (0:11.62)	1:00.71 [10] (0:12.01)	0:48.70 [9] (0:11.99)	0:36.71 [9] (0:12.12)	0:24.59 [9] (0:11.92)	0:12.67 [8] (0:12.67)
Average Speed [km/h]	51.9	63.8	62.0	60.3	60.3	59.4	60.3	57.1
Top Speed [km/h]	66.9	66.5	63.1	61.5	61.5	60.9	61.6	58.5
Avg. Dist. to Rail [m]	4.5	1.9	2.0	1.5	0.9	0.2	1.9	2.6
Avg. Stride Freq. [Hz]	2.3	2.3	2.2	2.2	2.3	2.2	2.3	2.2
Avg. Stride Length [m]	7.0	7.8	7.7	7.6	7.5	7.4	7.4	7.1



- [] Ranking at each section and finish
- .-.- No data available at this section
- NA No data available



Horse/Jockey Name	Big Hitter
Final Rank	8
Fastest Section Time (Section)	0:11.44 (1400m)
Top Speed [km/h] (Section)	65.9 (1400m)
Race State	Finished



Sunshine Coast QLD Professional

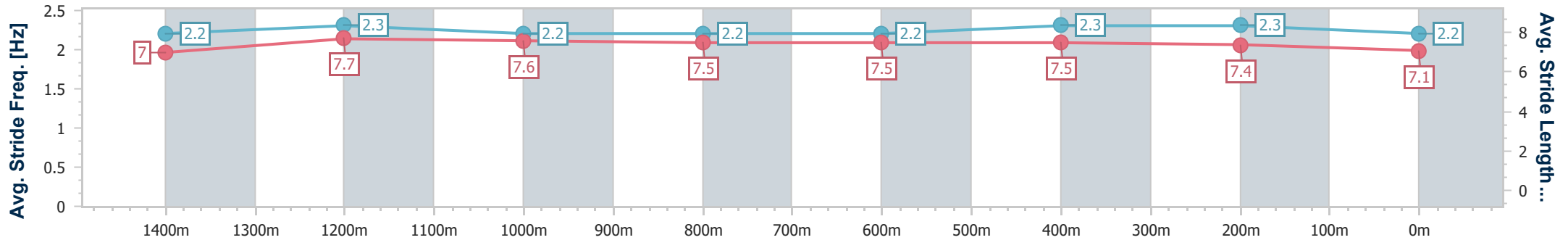
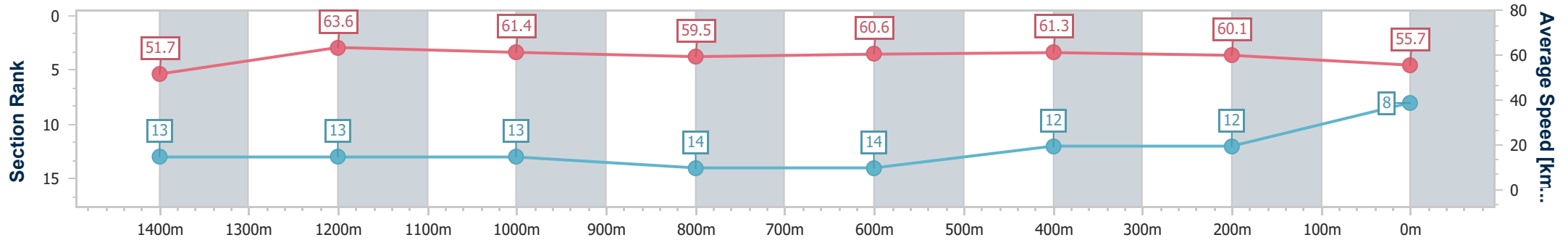
Race 5: CADE MEDIA BM58 Handicap - 1600m



11 November 2022 - 19:10

Track Rating: Good 4, Weather: Scattered Clouds, Rail Position: 8 Metres

Section	Overall	1400m	1200m	1000m	800m	600m	400m	200m						
Section Times	1:38.09 [8] (0:13.92)	1:24.17 [13] (0:11.44)	1:12.73 [13] (0:11.76)	1:00.97 [13] (0:12.21)	0:48.76 [14] (0:12.00)	0:36.76 [14] (0:11.77)	0:24.99 [12] (0:12.00)	0:12.99 [12] (0:12.99)						
Average Speed [km/h]	51.7	63.6	61.4	59.5	60.6	61.3	60.1	55.7						
Top Speed [km/h]	65.9	65.9	61.9	61.5	62.3	63.3	62.9	57.9						
Avg. Dist. to Rail [m]	9.0	3.9	4.0	3.9	1.6	0.4	1.3	1.0						
Avg. Stride Freq. [Hz]	2.2	2.3	2.2	2.2	2.2	2.3	2.3	2.2						
Avg. Stride Length [m]	7.0	7.7	7.6	7.5	7.5	7.5	7.4	7.1						



- [] Ranking at each section and finish
- .-.- No data available at this section
- NA No data available



Horse/Jockey Name	Kinkuna
Final Rank	9
Fastest Section Time (Section)	0:11.26 (1400m)
Top Speed [km/h] (Section)	67.3 (Overall)
Race State	Finished



Sunshine Coast QLD Professional

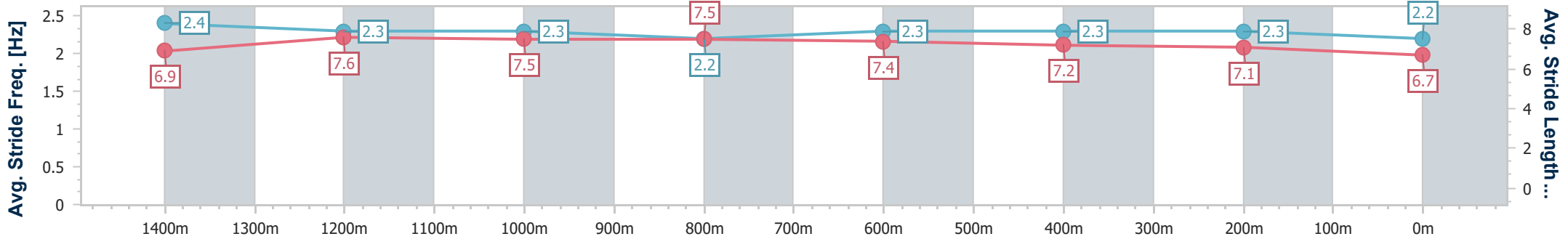
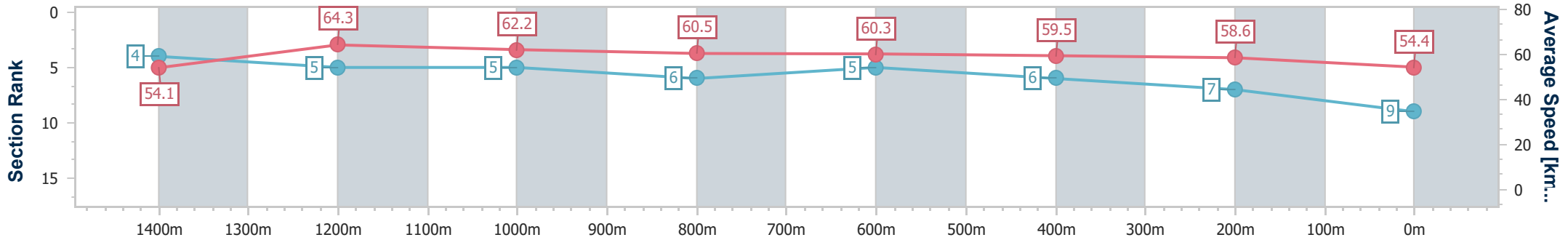
Race 5: CADE MEDIA BM58 Handicap - 1600m



11 November 2022 - 19:10

Track Rating: Good 4, Weather: Scattered Clouds, Rail Position: 8 Metres

Section	Overall	1400m	1200m	1000m	800m	600m	400m	200m						
Section Times	1:38.10 [9] (0:13.31)	1:24.79 [4] (0:11.26)	1:13.53 [5] (0:11.57)	1:01.96 [5] (0:11.99)	0:49.97 [6] (0:12.14)	0:37.83 [5] (0:12.22)	0:25.61 [6] (0:12.32)	0:13.29 [7] (0:13.29)						
Average Speed [km/h]	54.1	64.3	62.2	60.5	60.3	59.5	58.6	54.4						
Top Speed [km/h]	67.3	65.8	63.6	61.1	61.5	60.6	59.4	57.3						
Avg. Dist. to Rail [m]	3.4	1.4	2.0	2.5	2.5	2.1	5.9	8.2						
Avg. Stride Freq. [Hz]	2.4	2.3	2.3	2.2	2.3	2.3	2.3	2.2						
Avg. Stride Length [m]	6.9	7.6	7.5	7.5	7.4	7.2	7.1	6.7						



- [] Ranking at each section and finish
- .-.-.- No data available at this section
- NA No data available



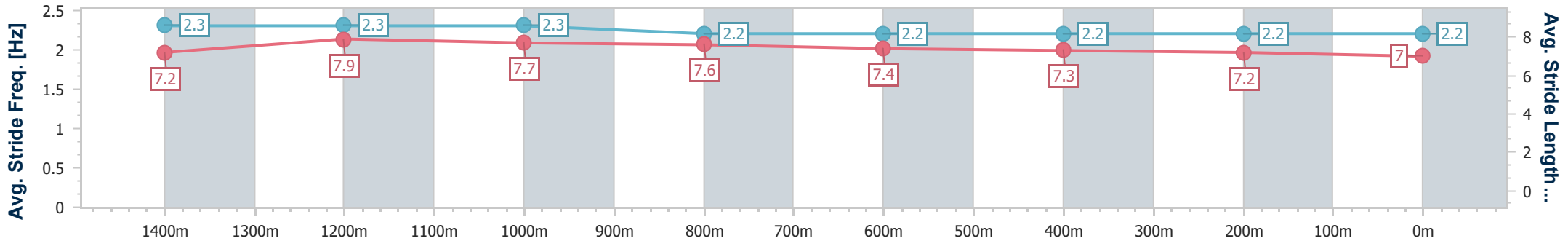
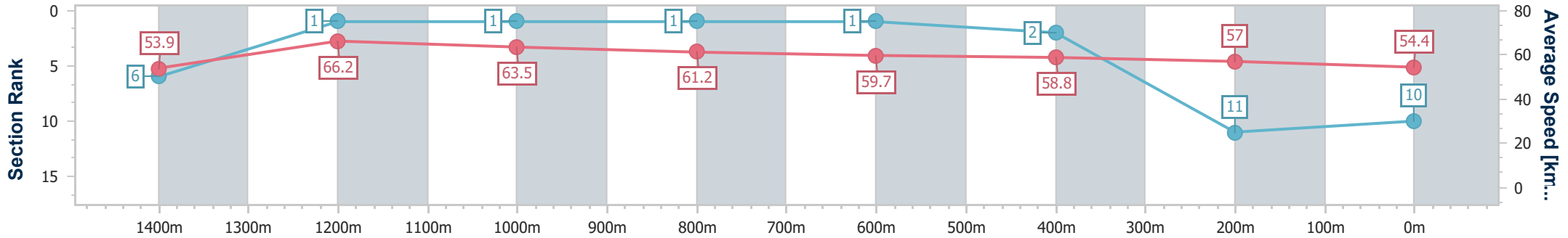
Horse/Jockey Name	Aliraaj
Final Rank	10
Fastest Section Time (Section)	0:11.06 (1400m)
Top Speed [km/h] (Section)	67.4 (1400m)
Race State	Finished



Sunshine Coast QLD Professional
 Race 5: CADE MEDIA BM58 Handicap - 1600m
 11 November 2022 - 19:10
 Track Rating: Good 4, Weather: Scattered Clouds, Rail Position: 8 Metres



Section	Overall	1400m	1200m	1000m	800m	600m	400m	200m						
Section Times	1:38.20 [10] (0:13.33)	1:24.87 [6] (0:11.06)	1:13.81 [1] (0:11.36)	1:02.45 [1] (0:11.89)	0:50.56 [1] (0:12.26)	0:38.30 [1] (0:12.36)	0:25.94 [2] (0:12.65)	0:13.29 [11] (0:13.29)						
Average Speed [km/h]	53.9	66.2	63.5	61.2	59.7	58.8	57.0	54.4						
Top Speed [km/h]	67.1	67.4	64.6	62.4	60.2	59.9	58.3	56.1						
Avg. Dist. to Rail [m]	10.7	6.3	5.3	4.0	2.8	1.8	3.5	4.7						
Avg. Stride Freq. [Hz]	2.3	2.3	2.3	2.2	2.2	2.2	2.2	2.2						
Avg. Stride Length [m]	7.2	7.9	7.7	7.6	7.4	7.3	7.2	7.0						



- [] Ranking at each section and finish
- .-.- No data available at this section
- NA No data available



Horse/Jockey Name	Mr Dudwey
Final Rank	11
Fastest Section Time (Section)	0:11.14 (1400m)
Top Speed [km/h] (Section)	67.2 (Overall)
Race State	Finished



Sunshine Coast QLD Professional

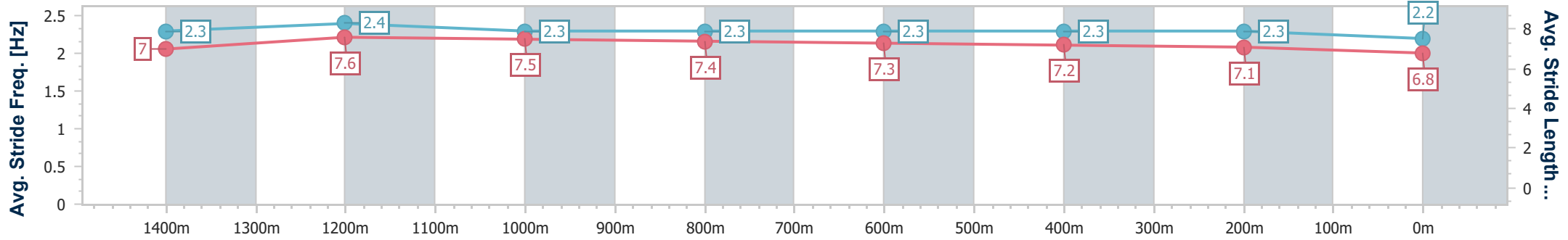
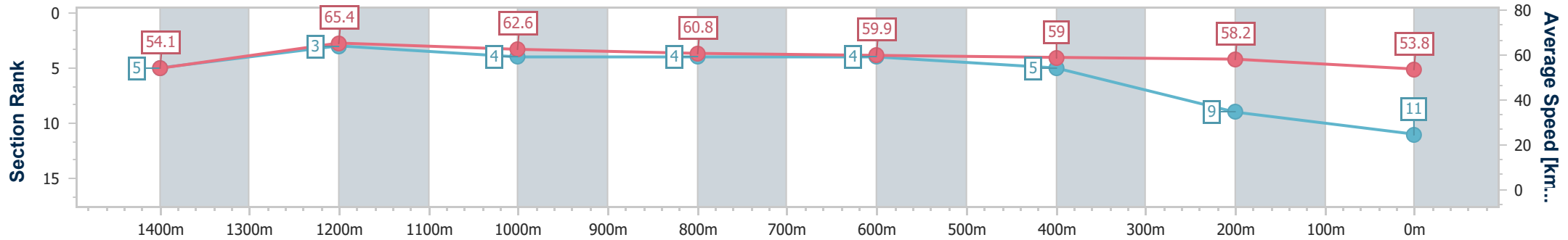
Race 5: CADE MEDIA BM58 Handicap - 1600m



11 November 2022 - 19:10

Track Rating: Good 4, Weather: Scattered Clouds, Rail Position: 8 Metres

Section	Overall	1400m	1200m	1000m	800m	600m	400m	200m					
Section Times	1:38.33 [11] (0:13.32)	1:25.01 [5] (0:11.14)	1:13.87 [3] (0:11.53)	1:02.34 [4] (0:11.96)	0:50.38 [4] (0:12.23)	0:38.15 [4] (0:12.32)	0:25.83 [5] (0:12.37)	0:13.46 [9] (0:13.46)					
Average Speed [km/h]	54.1	65.4	62.6	60.8	59.9	59.0	58.2	53.8					
Top Speed [km/h]	67.2	66.9	64.9	61.4	60.6	60.2	59.6	55.8					
Avg. Dist. to Rail [m]	9.7	5.0	4.3	3.4	2.8	2.0	5.7	6.9					
Avg. Stride Freq. [Hz]	2.3	2.4	2.3	2.3	2.3	2.3	2.3	2.2					
Avg. Stride Length [m]	7.0	7.6	7.5	7.4	7.3	7.2	7.1	6.8					



- [] Ranking at each section and finish
- .-.- No data available at this section
- NA No data available



Horse/Jockey Name	Point The Wagon
Final Rank	12
Fastest Section Time (Section)	0:11.25 (1400m)
Top Speed [km/h] (Section)	66.8 (1400m)
Race State	Finished



Sunshine Coast QLD Professional

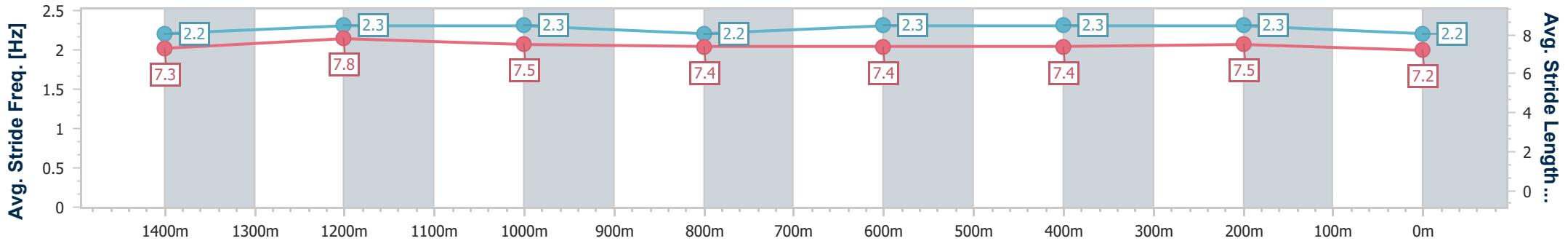
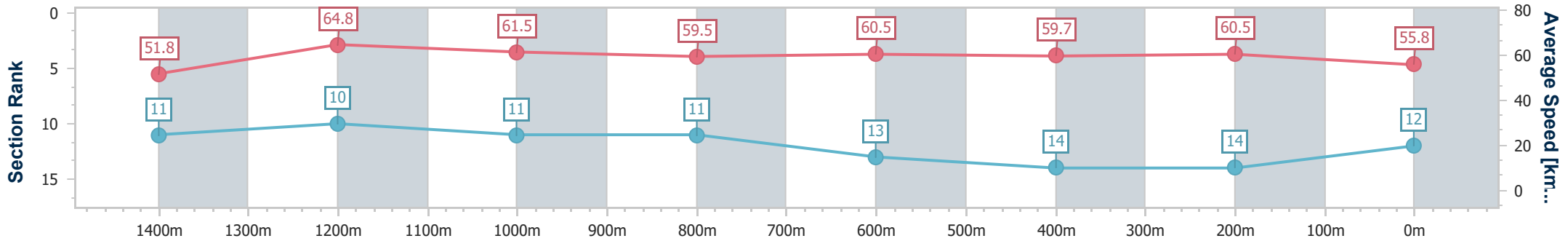
Race 5: CADE MEDIA BM58 Handicap - 1600m



11 November 2022 - 19:10

Track Rating: Good 4, Weather: Scattered Clouds, Rail Position: 8 Metres

Section	Overall	1400m	1200m	1000m	800m	600m	400m	200m					
Section Times	1:38.39 [12] (0:13.89)	1:24.50 [11] (0:11.25)	1:13.25 [10] (0:11.72)	1:01.53 [11] (0:12.26)	0:49.27 [11] (0:12.12)	0:37.15 [13] (0:12.27)	0:24.88 [14] (0:11.90)	0:12.98 [14] (0:12.98)					
Average Speed [km/h]	51.8	64.8	61.5	59.5	60.5	59.7	60.5	55.8					
Top Speed [km/h]	66.7	66.8	62.8	61.6	61.5	60.8	61.4	59.8					
Avg. Dist. to Rail [m]	12.3	4.7	3.9	3.5	3.6	3.0	4.4	5.1					
Avg. Stride Freq. [Hz]	2.2	2.3	2.3	2.2	2.3	2.3	2.3	2.2					
Avg. Stride Length [m]	7.3	7.8	7.5	7.4	7.4	7.4	7.5	7.2					



- [] Ranking at each section and finish
- .-.- No data available at this section
- NA No data available



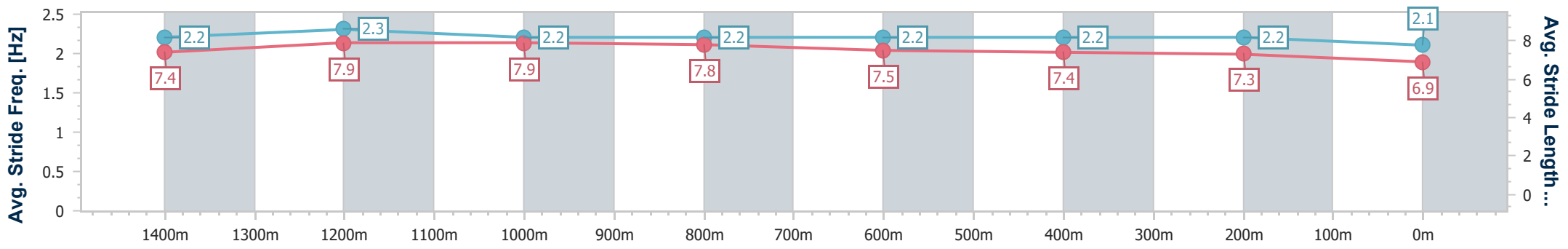
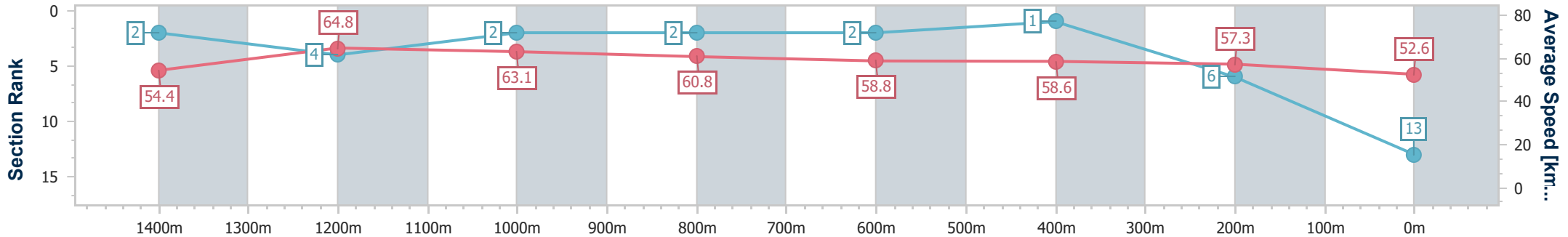
Horse/Jockey Name	Danerock
Final Rank	13
Fastest Section Time (Section)	0:11.21 (1400m)
Top Speed [km/h] (Section)	69.2 (1400m)
Race State	Finished



Sunshine Coast QLD Professional
 Race 5: CADE MEDIA BM58 Handicap - 1600m
 11 November 2022 - 19:10
 Track Rating: Good 4, Weather: Scattered Clouds, Rail Position: 8 Metres



Section	Overall	1400m	1200m	1000m	800m	600m	400m	200m						
Section Times	1:38.48 [13] (0:13.24)	1:25.24 [2] (0:11.21)	1:14.03 [4] (0:11.42)	1:02.61 [2] (0:11.87)	0:50.74 [2] (0:12.22)	0:38.52 [2] (0:12.21)	0:26.31 [1] (0:12.55)	0:13.76 [6] (0:13.76)						
Average Speed [km/h]	54.4	64.8	63.1	60.8	58.8	58.6	57.3	52.6						
Top Speed [km/h]	69.2	69.2	64.3	62.4	59.3	59.0	59.2	54.9						
Avg. Dist. to Rail [m]	6.8	3.6	2.2	1.4	0.6	1.2	0.4	2.2						
Avg. Stride Freq. [Hz]	2.2	2.3	2.2	2.2	2.2	2.2	2.2	2.1						
Avg. Stride Length [m]	7.4	7.9	7.9	7.8	7.5	7.4	7.3	6.9						



- [] Ranking at each section and finish
- .-.- No data available at this section
- NA No data available



Horse/Jockey Name	Craiglea Karly
Final Rank	14
Fastest Section Time (Section)	0:11.42 (1400m)
Top Speed [km/h] (Section)	67.1 (1400m)
Race State	Finished



Sunshine Coast QLD Professional

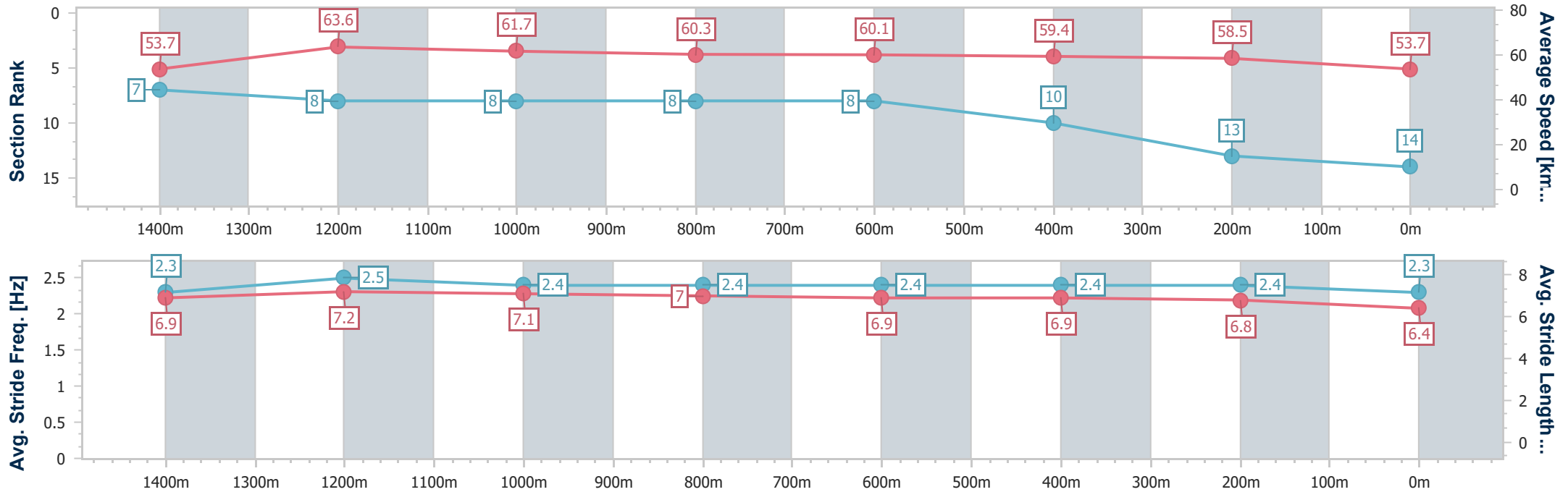
Race 5: CADE MEDIA BM58 Handicap - 1600m



11 November 2022 - 19:10

Track Rating: Good 4, Weather: Scattered Clouds, Rail Position: 8 Metres

Section	Overall	1400m	1200m	1000m	800m	600m	400m	200m
Section Times	1:38.78 [14] (0:13.43)	1:25.35 [7] (0:11.42)	1:13.93 [8] (0:11.69)	1:02.24 [8] (0:12.04)	0:50.20 [8] (0:12.17)	0:38.03 [8] (0:12.23)	0:25.80 [10] (0:12.32)	0:13.48 [13] (0:13.48)
Average Speed [km/h]	53.7	63.6	61.7	60.3	60.1	59.4	58.5	53.7
Top Speed [km/h]	67.1	67.1	62.4	62.4	61.9	60.7	60.2	56.0
Avg. Dist. to Rail [m]	7.6	3.1	3.0	3.2	2.7	1.4	2.7	2.8
Avg. Stride Freq. [Hz]	2.3	2.5	2.4	2.4	2.4	2.4	2.4	2.3
Avg. Stride Length [m]	6.9	7.2	7.1	7.0	6.9	6.9	6.8	6.4



- [] Ranking at each section and finish
- .-.- No data available at this section
- NA No data available