

Track Rating: Soft 5, Weather: Scattered Clouds, Rail Position: +8m Entire Course

Section		Overall	1600m	1400m	1200m	1000m	800m	600m	Last 600m				
Field Times		1:51.47 (0:14.30)	1:37.17 (0:11.96)	1:25.21 (0:12.41)	1:12.80 (0:12.68)	1:00.12 (0:12.60)	0:47.52 (0:12.40)	0:35.12 (0:11.70)	0:35.12				
Rank	TAB Horse/Jockey	Barrier	Top Speed [km/h]	Fastest Section									Distance Travelled [m]
1	3 SHOPPING ESPRIT Samantha Collett	2	66.6 400m	0:11.28 400m	1:51.47 [1] (0:14.65)	1:36.82 [3] (0:11.89)	1:24.93 [3] (0:12.43)	1:12.50 [3] (0:12.68)	0:59.82 [3] (0:12.64)	0:47.18 [3] (0:12.34)	0:34.84 [3] (0:11.68)	0:34.84	
2	2 REFLECT THE STARS Ryan Maloney	1	64.3 400m	0:11.32 400m	1:51.49 [2] (0:14.30)	1:37.19 [1] (0:11.96)	1:25.23 [1] (0:12.41)	1:12.82 [1] (0:12.68)	1:00.14 [1] (0:12.60)	0:47.54 [1] (0:12.40)	0:35.14 [1] (0:11.70)	0:35.14	+1
3	4 FIRST SON Michael Cahill	5	64.3 400m	0:11.28 400m	1:51.56 [3] (0:14.50)	1:37.06 [2] (0:11.91)	1:25.15 [2] (0:12.50)	1:12.65 [2] (0:12.65)	1:00.00 [2] (0:12.54)	0:47.46 [2] (0:12.41)	0:35.05 [2] (0:11.65)	0:35.05	+6
4	5 CHAPELIS Stephanie Thornton	3	64.0 Overall	0:11.62 400m	1:52.62 [4] (0:14.75)	1:37.87 [4] (0:11.99)	1:25.88 [4] (0:12.43)	1:13.45 [4] (0:12.65)	1:00.80 [4] (0:12.60)	0:48.20 [4] (0:12.33)	0:35.87 [4] (0:11.80)	0:35.87	+6

Scratched: Lucamour (#6), Our Rebel (#1)



Sunshine Coast QLD Professional

Race 9: CADE MEDIA Class 4 Handicap - 1800m



11 November 2022 - 21:13

Track Rating: Soft 5, Weather: Scattered Clouds, Rail Position: +8m Entire Course

Section				400m	200m			Last 600m		
Field Times				0:23.42 (0:11.32)	0:12.10 (0:12.10)			0:35.12		
Rank	TAB	Horse/Jockey	Barrier	Top Speed [km/h]	Fastest Section			Margin	Distance Travelled [m]	
1	3	SHOPPING ESPRIT Samantha Collett	2	66.6 400m	0:11.28 400m	0:23.16 [3] (0:11.28)	0:11.88 [3] (0:11.88)	1:51.47	0:34.84	
2	2	REFLECT THE STARS Ryan Maloney	1	64.3 400m	0:11.32 400m	0:23.44 [1] (0:11.32)	0:12.12 [1] (0:12.12)	0.02L	0:35.14 +1	
3	4	FIRST SON Michael Cahill	5	64.3 400m	0:11.28 400m	0:23.40 [2] (0:11.28)	0:12.12 [2] (0:12.12)	0.09L	0:35.05 +6	
4	5	CHAPELIS Stephanie Thornton	3	64.0 Overall	0:11.62 400m	0:24.07 [4] (0:11.62)	0:12.45 [4] (0:12.45)	1.15L	0:35.87 +6	

Scratched: Lucamour (#6), Our Rebel (#1)



Horse/Jockey Name	Shopping Esprit
Final Rank	1
Fastest Section Time (Section)	0:11.28 (400m)
Top Speed [km/h] (Section)	66.6 (400m)
Race State	Finished



Sunshine Coast QLD Professional

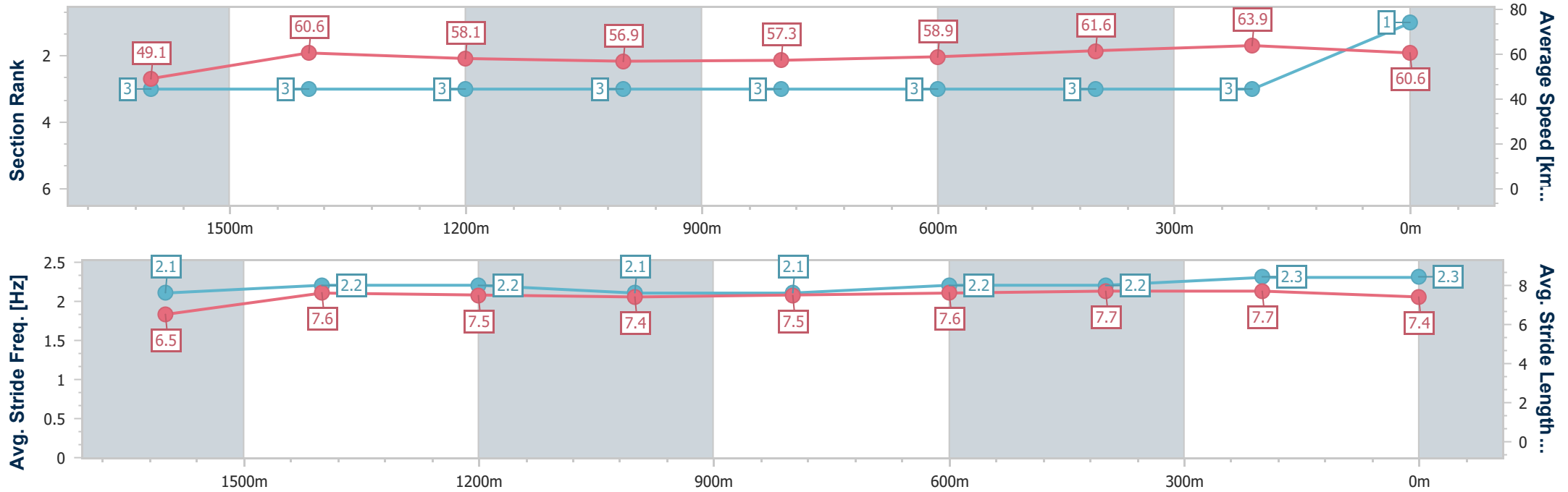
Race 9: CADE MEDIA Class 4 Handicap - 1800m



11 November 2022 - 21:13

Track Rating: Soft 5, Weather: Scattered Clouds, Rail Position: +8m
Entire Course

Section	Overall	1600m	1400m	1200m	1000m	800m	600m	400m	200m				
Section Times	1:51.47 [1] (0:14.65)	1:36.82 [3] (0:11.89)	1:24.93 [3] (0:12.43)	1:12.50 [3] (0:12.68)	0:59.82 [3] (0:12.64)	0:47.18 [3] (0:12.34)	0:34.84 [3] (0:11.68)	0:23.16 [3] (0:11.28)	0:11.88 [3] (0:11.88)				
Average Speed [km/h]	49.1	60.6	58.1	56.9	57.3	58.9	61.6	63.9	60.6				
Top Speed [km/h]	59.8	61.4	59.4	57.8	58.8	60.4	63.4	66.6	62.5				
Avg. Dist. to Rail [m]	1.0	0.4	1.2	2.2	2.0	1.3	0.2	0.2	1.1				
Avg. Stride Freq. [Hz]	2.1	2.2	2.2	2.1	2.1	2.2	2.2	2.3	2.3				
Avg. Stride Length [m]	6.5	7.6	7.5	7.4	7.5	7.6	7.7	7.7	7.4				



- [] Ranking at each section and finish
- .-.- No data available at this section
- NA No data available



Horse/Jockey Name	Reflect the Stars
Final Rank	2
Fastest Section Time (Section)	0:11.32 (400m)
Top Speed [km/h] (Section)	64.3 (400m)
Race State	Finished



Sunshine Coast QLD Professional

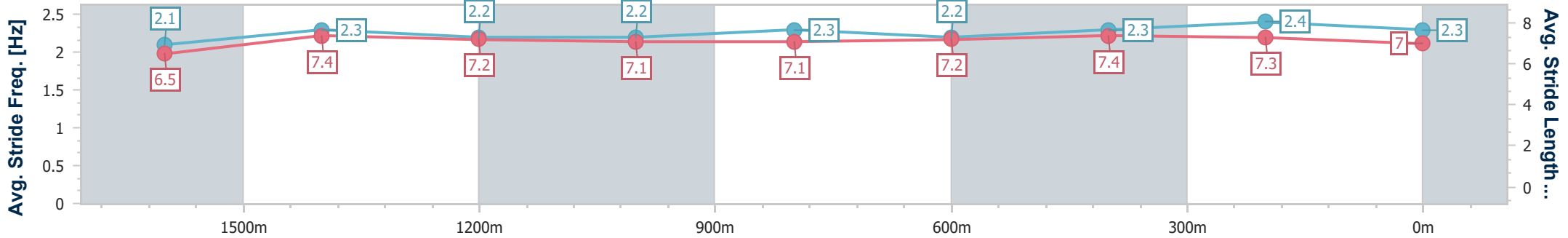
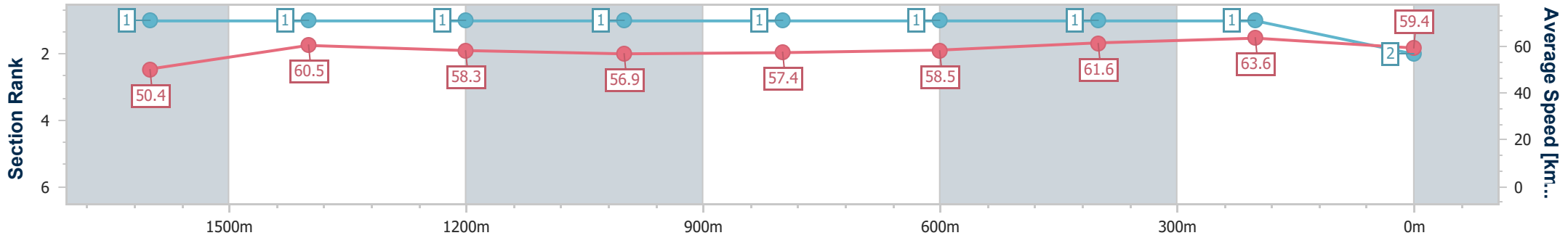
Race 9: CADE MEDIA Class 4 Handicap - 1800m



11 November 2022 - 21:13

Track Rating: Soft 5, Weather: Scattered Clouds, Rail Position: +8m
Entire Course

Section	Overall	1600m	1400m	1200m	1000m	800m	600m	400m	200m				
Section Times	1:51.49 [2] (0:14.30)	1:37.19 [1] (0:11.96)	1:25.23 [1] (0:12.41)	1:12.82 [1] (0:12.68)	1:00.14 [1] (0:12.60)	0:47.54 [1] (0:12.40)	0:35.14 [1] (0:11.70)	0:23.44 [1] (0:11.32)	0:12.12 [1] (0:12.12)				
Average Speed [km/h]	50.4	60.5	58.3	56.9	57.4	58.5	61.6	63.6	59.4				
Top Speed [km/h]	63.2	61.3	59.5	58.0	58.3	60.4	63.3	64.3	62.0				
Avg. Dist. to Rail [m]	0.8	1.8	2.0	2.1	1.9	1.3	0.2	0.5	0.1				
Avg. Stride Freq. [Hz]	2.1	2.3	2.2	2.2	2.3	2.2	2.3	2.4	2.3				
Avg. Stride Length [m]	6.5	7.4	7.2	7.1	7.1	7.2	7.4	7.3	7.0				



- [] Ranking at each section and finish
- .-.- No data available at this section
- NA No data available



Horse/Jockey Name	First Son
Final Rank	3
Fastest Section Time (Section)	0:11.28 (400m)
Top Speed [km/h] (Section)	64.3 (400m)
Race State	Finished



Sunshine Coast QLD Professional

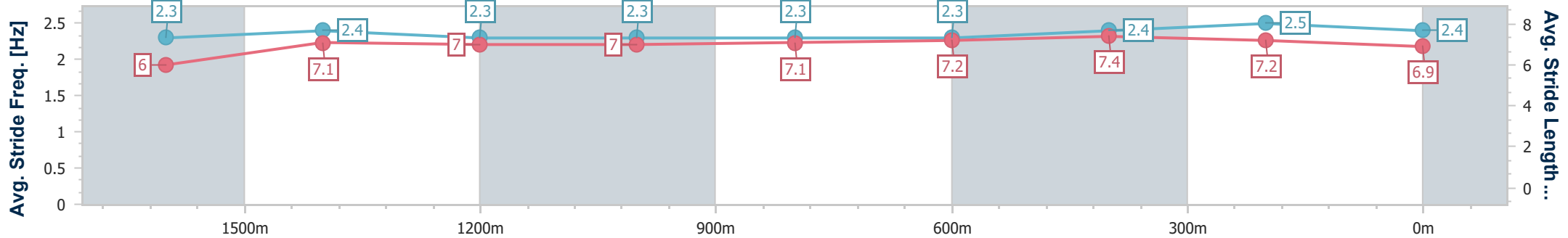
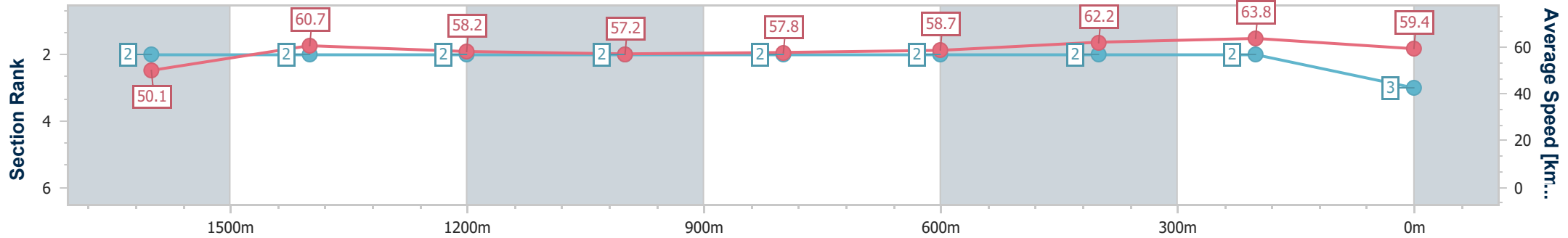
Race 9: CADE MEDIA Class 4 Handicap - 1800m



11 November 2022 - 21:13

Track Rating: Soft 5, Weather: Scattered Clouds, Rail Position: +8m
Entire Course

Section	Overall	1600m	1400m	1200m	1000m	800m	600m	400m	200m				
Section Times	1:51.56 [3] (0:14.50)	1:37.06 [2] (0:11.91)	1:25.15 [2] (0:12.50)	1:12.65 [2] (0:12.65)	1:00.00 [2] (0:12.54)	0:47.46 [2] (0:12.41)	0:35.05 [2] (0:11.65)	0:23.40 [2] (0:11.28)	0:12.12 [2] (0:12.12)				
Average Speed [km/h]	50.1	60.7	58.2	57.2	57.8	58.7	62.2	63.8	59.4				
Top Speed [km/h]	59.4	61.4	60.7	59.1	59.2	59.4	64.0	64.3	62.2				
Avg. Dist. to Rail [m]	3.7	2.6	3.2	3.5	2.9	2.1	1.1	1.7	0.9				
Avg. Stride Freq. [Hz]	2.3	2.4	2.3	2.3	2.3	2.3	2.4	2.5	2.4				
Avg. Stride Length [m]	6.0	7.1	7.0	7.0	7.1	7.2	7.4	7.2	6.9				



- [] Ranking at each section and finish
- .-.- No data available at this section
- NA No data available



Horse/Jockey Name	Chapelis
Final Rank	4
Fastest Section Time (Section)	0:11.62 (400m)
Top Speed [km/h] (Section)	64.0 (Overall)
Race State	Finished



Sunshine Coast QLD Professional

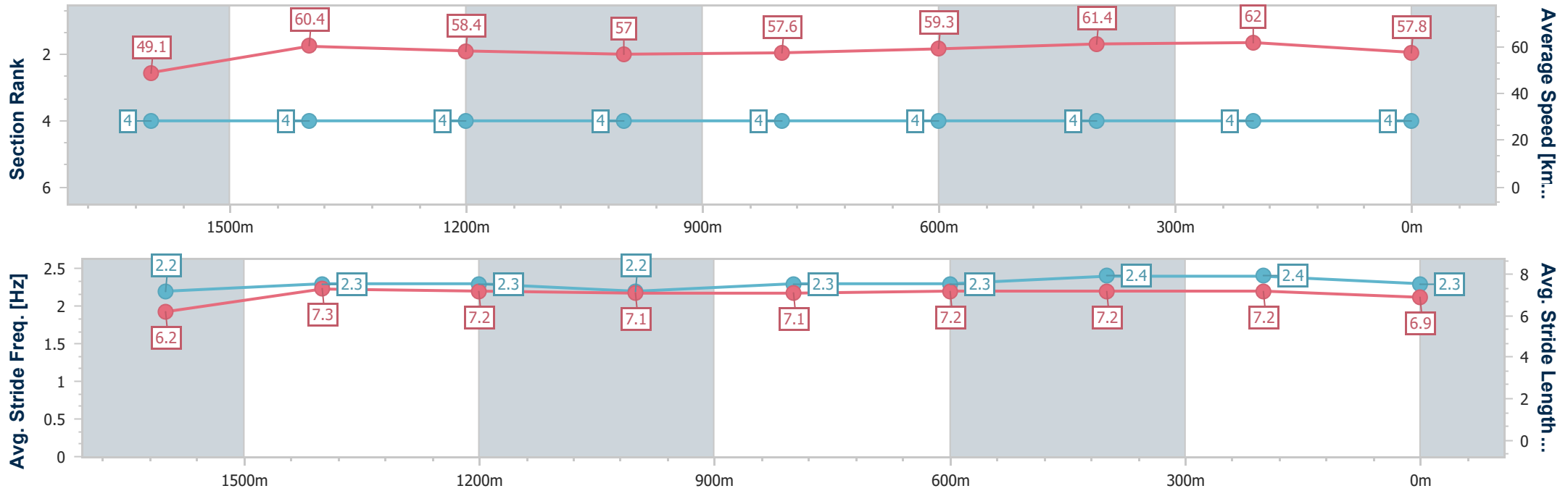
Race 9: CADE MEDIA Class 4 Handicap - 1800m



11 November 2022 - 21:13

Track Rating: Soft 5, Weather: Scattered Clouds, Rail Position: +8m
Entire Course

Section	Overall	1600m	1400m	1200m	1000m	800m	600m	400m	200m				
Section Times	1:52.62 [4] (0:14.75)	1:37.87 [4] (0:11.99)	1:25.88 [4] (0:12.43)	1:13.45 [4] (0:12.65)	1:00.80 [4] (0:12.60)	0:48.20 [4] (0:12.33)	0:35.87 [4] (0:11.80)	0:24.07 [4] (0:11.62)	0:12.45 [4] (0:12.45)				
Average Speed [km/h]	49.1	60.4	58.4	57.0	57.6	59.3	61.4	62.0	57.8				
Top Speed [km/h]	64.0	61.3	60.6	58.1	58.4	60.2	62.1	62.6	60.5				
Avg. Dist. to Rail [m]	2.6	2.4	2.8	3.1	3.0	2.3	1.1	1.8	2.8				
Avg. Stride Freq. [Hz]	2.2	2.3	2.3	2.2	2.3	2.3	2.4	2.4	2.3				
Avg. Stride Length [m]	6.2	7.3	7.2	7.1	7.1	7.2	7.2	7.2	6.9				



- [] Ranking at each section and finish
- .-.- No data available at this section
- NA No data available