

Track Rating: Good 4, Weather: Fine, Rail Position: +3m Entire Course

Section												Last 600m	
Field Times		Overall	1200m	1000m	800m	600m	400m					0:36.29	
		(0:08.35)	(0:10.69)	(0:11.42)	(0:11.80)	(0:12.04)	(0:12.10)						
Rank	TAB	Horse/Jockey	Barrier	Top Speed [km/h]	Fastest Section	Overall	1200m	1000m	800m	600m	400m	Last 600m	Distance Travelled [m]
1	1	ANYWAY YOU WANT IT Jake Molloy	5	69.2 1200m	0:08.51 Overall	1:18.55 [1] (0:08.51)	1:10.04 [4] (0:11.06)	0:58.98 [7] (0:11.44)	0:47.54 [6] (0:11.78)	0:35.76 [6] (0:11.86)	0:23.90 [5] (0:11.96)	0:35.76	
2	9	PENNYWORTH Isabella Rabjones	8	70.9 1200m	0:08.59 Overall	1:18.90 [2] (0:08.59)	1:10.31 [7] (0:10.82)	0:59.49 [5] (0:11.34)	0:48.15 [3] (0:11.63)	0:36.52 [3] (0:11.97)	0:24.55 [1] (0:12.05)	0:36.52	+5
3	2	ROARING THUNDER Nathan Fazackerley	9	70.8 1200m	0:08.77 Overall	1:19.02 [3] (0:08.77)	1:10.25 [9] (0:10.85)	0:59.40 [8] (0:11.54)	0:47.86 [9] (0:11.79)	0:36.07 [9] (0:11.98)	0:24.09 [8] (0:11.98)	0:36.07	+3
4	13	ARTIE'S DREAMTIME Kenji Yoshida	13	71.4 1200m	0:08.35 Overall	1:19.11 [4] (0:08.35)	1:10.76 [1] (0:10.70)	1:00.06 [1] (0:11.52)	0:48.54 [2] (0:11.75)	0:36.79 [2] (0:12.10)	0:24.69 [4] (0:12.37)	0:36.79	+2
5	3	SISYPHEAN Emma MacPherson	17	71.3 1200m	0:08.35 Overall	1:19.29 [5] (0:08.35)	1:10.94 [2] (0:10.69)	1:00.25 [2] (0:11.42)	0:48.83 [1] (0:11.80)	0:37.03 [1] (0:12.04)	0:24.99 [2] (0:12.29)	0:37.03	+2
6	7	LADY DANORO Gary Geran	15	69.7 1200m	0:08.58 Overall	1:19.34 [6] (0:08.58)	1:10.76 [6] (0:10.98)	0:59.78 [6] (0:11.60)	0:48.18 [7] (0:11.82)	0:36.36 [8] (0:12.07)	0:24.29 [9] (0:12.15)	0:36.36	+10
7	12	BLUE SMARTIE Chris Taylor	10	68.3 1200m	0:08.62 Overall	1:19.64 [7] (0:08.62)	1:11.02 [8] (0:11.15)	0:59.87 [10] (0:11.57)	0:48.30 [10] (0:11.84)	0:36.46 [10] (0:11.99)	0:24.47 [10] (0:12.05)	0:36.46	+0
8	11	MISS MOSCATO Matthew Powell	7	70.1 1200m	0:08.39 Overall	1:19.97 [8] (0:08.39)	1:11.58 [3] (0:10.88)	1:00.70 [3] (0:11.55)	0:49.15 [4] (0:11.85)	0:37.30 [5] (0:12.24)	0:25.06 [6] (0:12.32)	0:37.30	-1
9	4	ZEITAKUNA Les Tilley	1	70.1 1200m	0:08.54 Overall	1:20.07 [9] (0:08.54)	1:11.53 [5] (0:10.87)	1:00.66 [4] (0:11.41)	0:49.25 [5] (0:11.74)	0:37.51 [4] (0:11.91)	0:25.60 [3] (0:12.58)	0:37.51	+0
10	6	CASSOWARY Cecily Eaton	2	70.2 1200m	0:08.83 Overall	1:20.09 [10] (0:08.83)	1:11.26 [10] (0:10.93)	1:00.33 [9] (0:11.46)	0:48.87 [8] (0:11.76)	0:37.11 [7] (0:12.08)	0:25.03 [7] (0:12.33)	0:37.11	-11

Scratched: Bearnas (#14), Naughty Words (#10), All's Fair (#5), Lynric Lass (#8), Sistine Avenue (#15), Mr Intrepid (#16), Whistlindixie Lad (#17)

Report Created: Sat 12 November 2022 20:55 GMT (Note: Timing is based on position data)

Page 1/14

[ ] Ranking at each section and finish  
 -:-:- No data available at this section  
 NA No data available  
 SCN Saddle cloth number  
 DNF Did not finish  
 DNT Did not track

data processed by  TRIPLESDATA

Section	Overall	1200m	1000m	800m	600m	400m	Last 600m
Field Times	1:18.55 (0:08.35)	1:10.20 (0:10.69)	0:59.51 (0:11.42)	0:48.09 (0:11.80)	0:36.29 (0:12.04)	0:24.25 (0:12.10)	0:36.29

[ ] Ranking at each section and finish  
 -:-:- No data available at this section  
 NA No data available

SCN Saddle cloth number  
 DNF Did not finish  
 DNT Did not track



# Toowoomba QLD Professional

## Race 2: Harvey Norman Commercial Toowoomba Class 1 Plate - 1300m

12 November 2022 - 17:20



Track Rating: Good 4, Weather: Fine, Rail Position: +3m Entire Course

Section				200m		Last 600m		
Field Times				0:12.15 (0:12.15)		0:36.29		
Rank	TAB	Horse/Jockey	Barrier	Top Speed [km/h]	Fastest Section			Distance Travelled [m]
1	1	ANYWAY YOU WANT IT Jake Molloy	5	69.2 1200m	0:08.51 Overall	0:11.94 [2] (0:11.94)		0:35.76
2	9	PENNYWORTH Isabella Rabjones	8	70.9 1200m	0:08.59 Overall	0:12.50 [1] (0:12.50)		0:36.52 +5
3	2	ROARING THUNDER Nathan Fazackerley	9	70.8 1200m	0:08.77 Overall	0:12.11 [5] (0:12.11)		0:36.07 +3
4	13	ARTIE'S DREAMTIME Kenji Yoshida	13	71.4 1200m	0:08.35 Overall	0:12.32 [4] (0:12.32)		0:36.79 +2
5	3	SISYPHEAN Emma MacPherson	17	71.3 1200m	0:08.35 Overall	0:12.70 [3] (0:12.70)		0:37.03 +2
6	7	LADY DANORO Gary Geran	15	69.7 1200m	0:08.58 Overall	0:12.14 [8] (0:12.14)		0:36.36 +10
7	12	BLUE SMARTIE Chris Taylor	10	68.3 1200m	0:08.62 Overall	0:12.42 [7] (0:12.42)		0:36.46 +0
8	11	MISS MOSCATO Matthew Powell	7	70.1 1200m	0:08.39 Overall	0:12.74 [9] (0:12.74)		0:37.30 -1
9	4	ZEITAKUNA Les Tilley	1	70.1 1200m	0:08.54 Overall	0:13.02 [6] (0:13.02)		0:37.51 +0
10	6	CASSOWARY Cecily Eaton	2	70.2 1200m	0:08.83 Overall	0:12.70 [10] (0:12.70)		0:37.11 -11

Scratched: Bearnas (#14), Naughty Words (#10), All's Fair (#5), Lynric Lass (#8), Sistine Avenue (#15), Mr Intrepid (#16), Whistlindixie Lad (#17)

Report Created: Sat 12 November 2022 20:55 GMT (Note: Timing is based on position data)

Page 3/14

[ ] Ranking at each section and finish  
 -:-:- No data available at this section  
 NA No data available

SCN Saddle cloth number  
 DNF Did not finish  
 DNT Did not track

data processed by TRIPLESDATA

Section	200m	Last 600m
Field Times	0:12.15 (0:12.15)	0:36.29

[ ] Ranking at each section and finish  
-:-:- No data available at this section  
NA No data available

SCN Saddle cloth number  
DNF Did not finish  
DNT Did not track



Horse/Jockey Name	Anyway You Want It
Final Rank	1
Fastest Section Time (Section)	0:08.51 (Overall)
Top Speed [km/h] (Section)	69.2 (1200m)
Race State	Finished



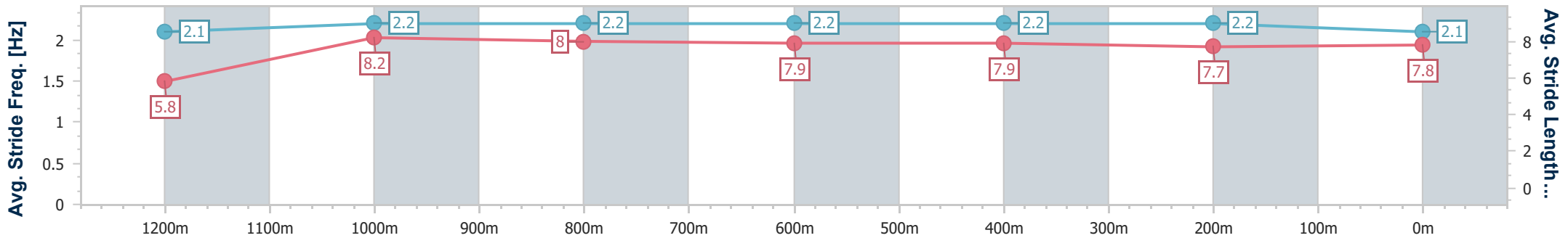
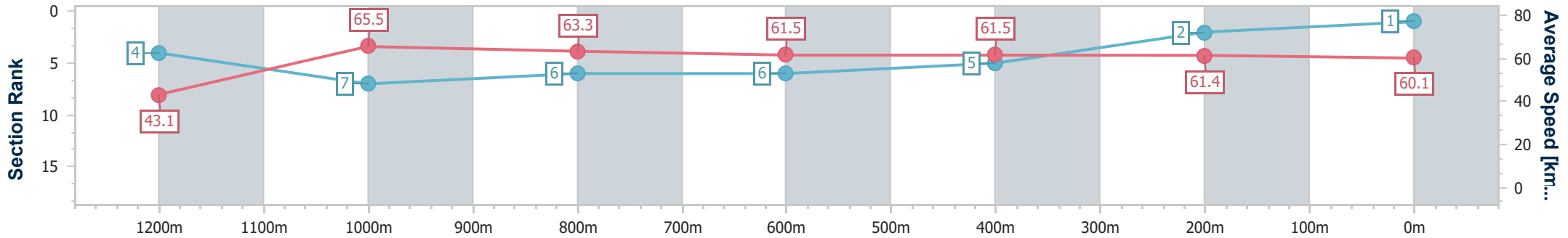
Toowoomba QLD Professional  
Race 2: Harvey Norman Commercial Toowoomba Class 1 Plate - 1300m



12 November 2022 - 17:20

Track Rating: Good 4, Weather: Fine, Rail Position: +3m Entire Course

Section	Overall	1200m	1000m	800m	600m	400m	200m							
Section Times	1:18.55 [1] (0:08.51)	1:10.04 [4] (0:11.06)	0:58.98 [7] (0:11.44)	0:47.54 [6] (0:11.78)	0:35.76 [6] (0:11.86)	0:23.90 [5] (0:11.96)	0:11.94 [2] (0:11.94)							
Average Speed [km/h]	43.1	65.5	63.3	61.5	61.5	61.4	60.1							
Top Speed [km/h]	61.0	69.2	67.1	61.8	62.2	61.9	60.8							
Avg. Dist. to Rail [m]	1.0	0.4	0.6	2.0	2.3	4.4	3.4							
Avg. Stride Freq. [Hz]	2.1	2.2	2.2	2.2	2.2	2.2	2.1							
Avg. Stride Length [m]	5.8	8.2	8.0	7.9	7.9	7.7	7.8							



- [ ] Ranking at each section and finish
- .-.- No data available at this section
- NA No data available



Horse/Jockey Name	Pennyworth
Final Rank	2
Fastest Section Time (Section)	0:08.59 (Overall)
Top Speed [km/h] (Section)	70.9 (1200m)
Race State	Finished



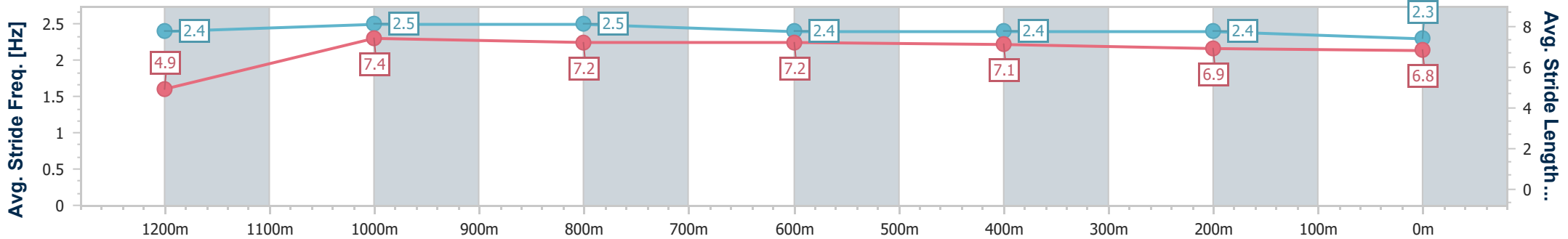
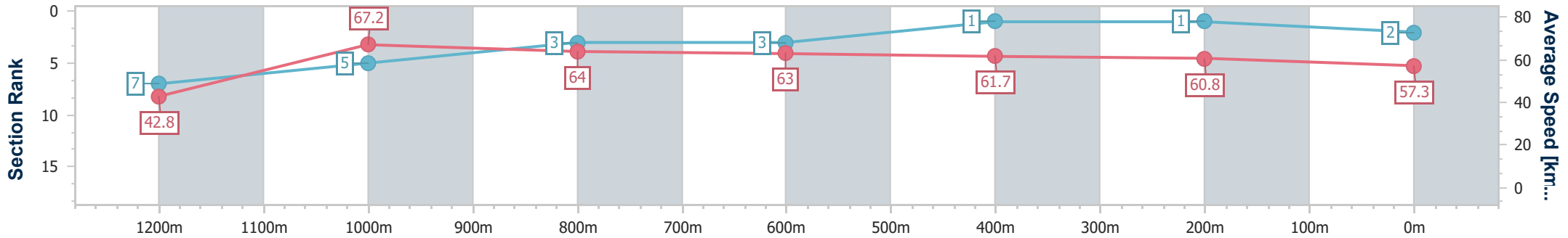
Toowoomba QLD Professional  
Race 2: Harvey Norman Commercial Toowoomba Class 1 Plate - 1300m



12 November 2022 - 17:20

Track Rating: Good 4, Weather: Fine, Rail Position: +3m Entire Course

Section	Overall	1200m	1000m	800m	600m	400m	200m
Section Times	1:18.90 [2] (0:08.59)	1:10.31 [7] (0:10.82)	0:59.49 [5] (0:11.34)	0:48.15 [3] (0:11.63)	0:36.52 [3] (0:11.97)	0:24.55 [1] (0:12.05)	0:12.50 [1] (0:12.50)
Average Speed [km/h]	42.8	67.2	64.0	63.0	61.7	60.8	57.3
Top Speed [km/h]	63.6	70.9	69.0	63.2	62.9	61.8	60.4
Avg. Dist. to Rail [m]	1.6	0.4	0.8	3.8	4.0	4.5	3.3
Avg. Stride Freq. [Hz]	2.4	2.5	2.5	2.4	2.4	2.4	2.3
Avg. Stride Length [m]	4.9	7.4	7.2	7.2	7.1	6.9	6.8



- [ ] Ranking at each section and finish
- .-.- No data available at this section
- NA No data available



Horse/Jockey Name	Roaring Thunder
Final Rank	3
Fastest Section Time (Section)	0:08.77 (Overall)
Top Speed [km/h] (Section)	70.8 (1200m)
Race State	Finished



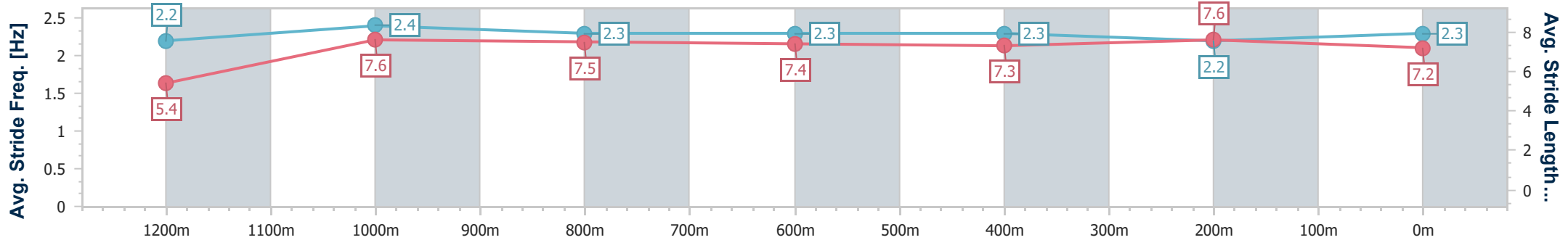
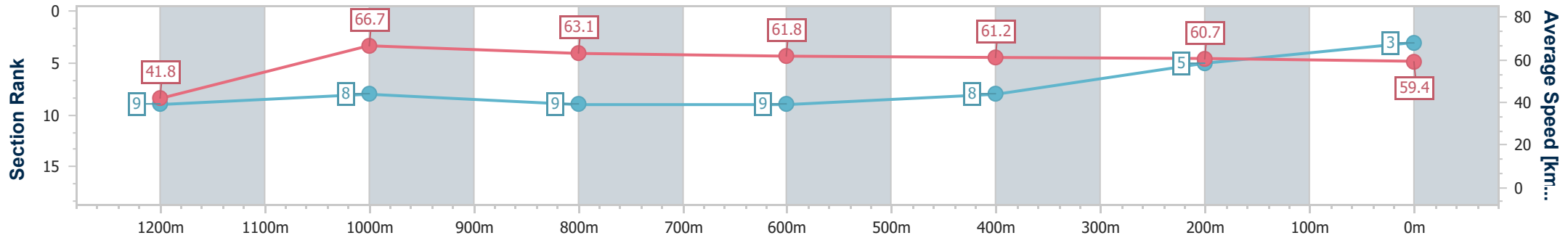
Toowoomba QLD Professional  
Race 2: Harvey Norman Commercial Toowoomba Class 1 Plate  
- 1300m



12 November 2022 - 17:20

Track Rating: Good 4, Weather: Fine, Rail Position: +3m Entire Course

Section	Overall	1200m	1000m	800m	600m	400m	200m							
Section Times	1:19.02 [3] (0:08.77)	1:10.25 [9] (0:10.85)	0:59.40 [8] (0:11.54)	0:47.86 [9] (0:11.79)	0:36.07 [9] (0:11.98)	0:24.09 [8] (0:11.98)	0:12.11 [5] (0:12.11)							
Average Speed [km/h]	41.8	66.7	63.1	61.8	61.2	60.7	59.4							
Top Speed [km/h]	59.6	70.8	68.1	62.6	62.5	60.8	60.4							
Avg. Dist. to Rail [m]	5.3	1.7	2.4	3.5	3.1	3.0	6.6							
Avg. Stride Freq. [Hz]	2.2	2.4	2.3	2.3	2.3	2.2	2.3							
Avg. Stride Length [m]	5.4	7.6	7.5	7.4	7.3	7.6	7.2							



- [ ] Ranking at each section and finish
- .-.- No data available at this section
- NA No data available



Horse/Jockey Name	Artie's Dreamtime
Final Rank	4
Fastest Section Time (Section)	0:08.35 (Overall)
Top Speed [km/h] (Section)	71.4 (1200m)
Race State	Finished



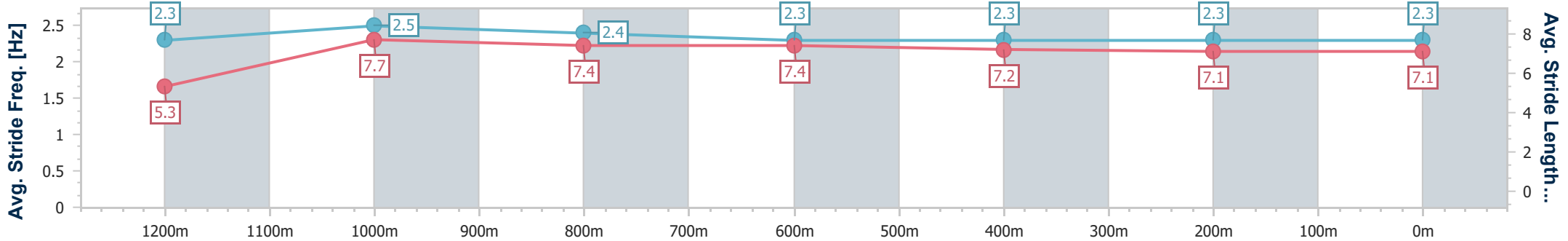
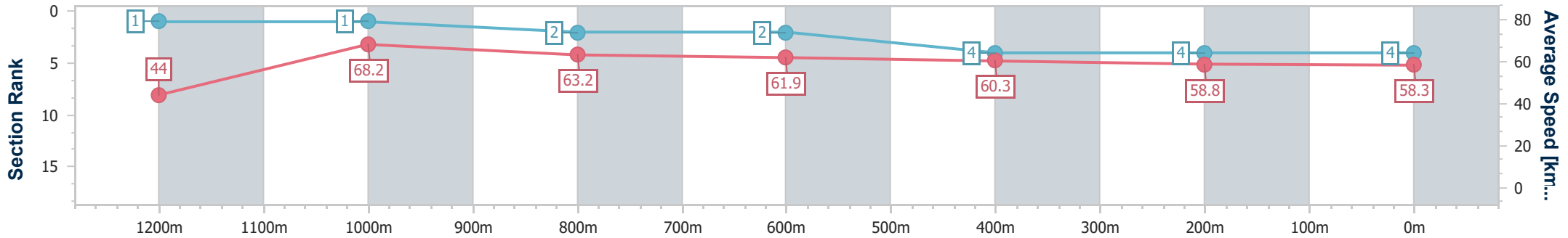
Toowoomba QLD Professional  
Race 2: Harvey Norman Commercial Toowoomba Class 1 Plate  
- 1300m



12 November 2022 - 17:20

Track Rating: Good 4, Weather: Fine, Rail Position: +3m Entire Course

Section	Overall	1200m	1000m	800m	600m	400m	200m
Section Times	1:19.11 [4] (0:08.35)	1:10.76 [1] (0:10.70)	1:00.06 [1] (0:11.52)	0:48.54 [2] (0:11.75)	0:36.79 [2] (0:12.10)	0:24.69 [4] (0:12.37)	0:12.32 [4] (0:12.32)
Average Speed [km/h]	44.0	68.2	63.2	61.9	60.3	58.8	58.3
Top Speed [km/h]	62.0	71.4	70.0	62.5	62.8	59.0	59.0
Avg. Dist. to Rail [m]	7.4	3.9	1.9	2.6	2.5	1.9	0.3
Avg. Stride Freq. [Hz]	2.3	2.5	2.4	2.3	2.3	2.3	2.3
Avg. Stride Length [m]	5.3	7.7	7.4	7.4	7.2	7.1	7.1



- [ ] Ranking at each section and finish
- .-.- No data available at this section
- NA No data available





Horse/Jockey Name	Sisyphean
Final Rank	5
Fastest Section Time (Section)	0:08.35 (Overall)
Top Speed [km/h] (Section)	71.3 (1200m)
Race State	Finished



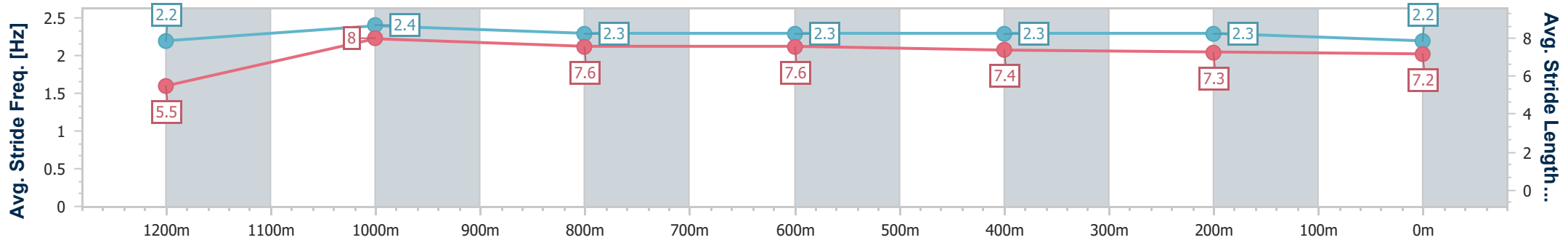
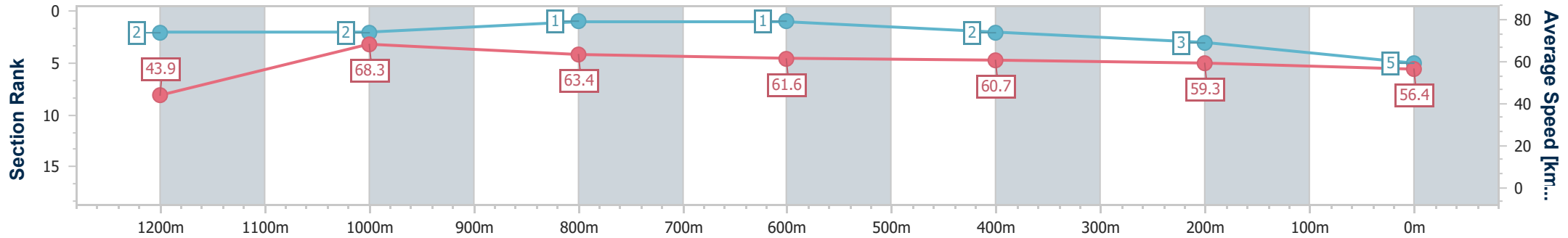
Toowoomba QLD Professional  
Race 2: Harvey Norman Commercial Toowoomba Class 1 Plate - 1300m



12 November 2022 - 17:20

Track Rating: Good 4, Weather: Fine, Rail Position: +3m Entire Course

Section	Overall	1200m	1000m	800m	600m	400m	200m
Section Times	1:19.29 [5] (0:08.35)	1:10.94 [2] (0:10.69)	1:00.25 [2] (0:11.42)	0:48.83 [1] (0:11.80)	0:37.03 [1] (0:12.04)	0:24.99 [2] (0:12.29)	0:12.70 [3] (0:12.70)
Average Speed [km/h]	43.9	68.3	63.4	61.6	60.7	59.3	56.4
Top Speed [km/h]	62.8	71.3	69.7	61.9	62.4	59.5	58.5
Avg. Dist. to Rail [m]	9.0	4.1	1.0	3.2	3.3	1.6	1.3
Avg. Stride Freq. [Hz]	2.2	2.4	2.3	2.3	2.3	2.3	2.2
Avg. Stride Length [m]	5.5	8.0	7.6	7.6	7.4	7.3	7.2



- [ ] Ranking at each section and finish
- .-.- No data available at this section
- NA No data available



Horse/Jockey Name	Lady Danoro
Final Rank	6
Fastest Section Time (Section)	0:08.58 (Overall)
Top Speed [km/h] (Section)	69.7 (1200m)
Race State	Finished



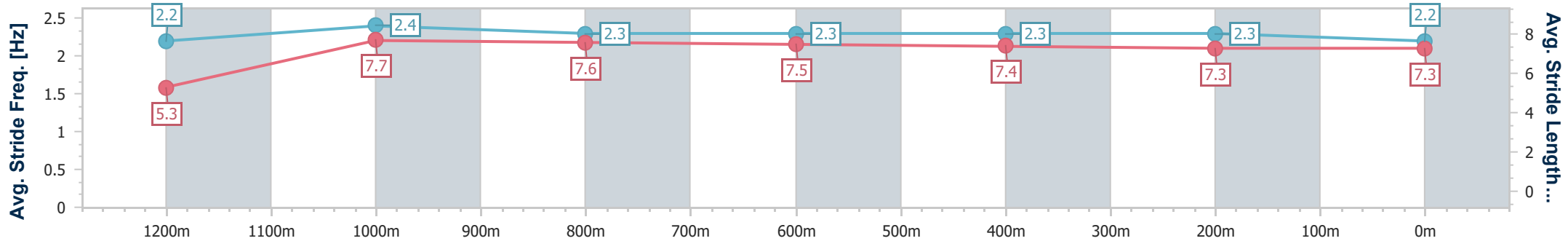
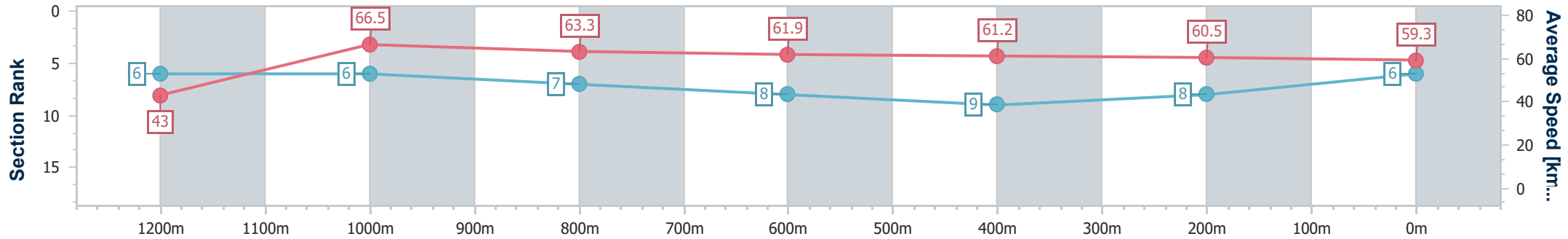
Toowoomba QLD Professional  
Race 2: Harvey Norman Commercial Toowoomba Class 1 Plate - 1300m



12 November 2022 - 17:20

Track Rating: Good 4, Weather: Fine, Rail Position: +3m Entire Course

Section	Overall	1200m	1000m	800m	600m	400m	200m						
Section Times	1:19.34 [6] (0:08.58)	1:10.76 [6] (0:10.98)	0:59.78 [6] (0:11.60)	0:48.18 [7] (0:11.82)	0:36.36 [8] (0:12.07)	0:24.29 [9] (0:12.15)	0:12.14 [8] (0:12.14)						
Average Speed [km/h]	43.0	66.5	63.3	61.9	61.2	60.5	59.3						
Top Speed [km/h]	61.2	69.7	68.5	62.5	63.3	60.7	60.5						
Avg. Dist. to Rail [m]	6.8	3.4	4.3	4.1	4.4	5.9	5.2						
Avg. Stride Freq. [Hz]	2.2	2.4	2.3	2.3	2.3	2.3	2.2						
Avg. Stride Length [m]	5.3	7.7	7.6	7.5	7.4	7.3	7.3						



- [ ] Ranking at each section and finish
- .-.- No data available at this section
- NA No data available



Horse/Jockey Name	Blue Smartie
Final Rank	7
Fastest Section Time (Section)	0:08.62 (Overall)
Top Speed [km/h] (Section)	68.3 (1200m)
Race State	Finished



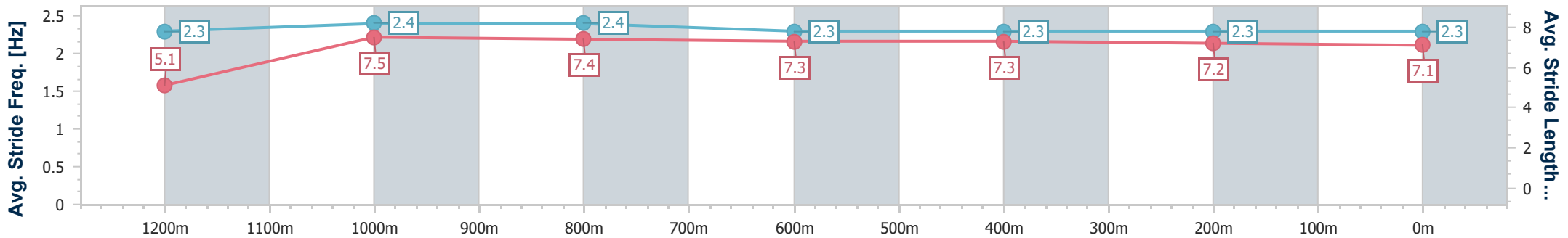
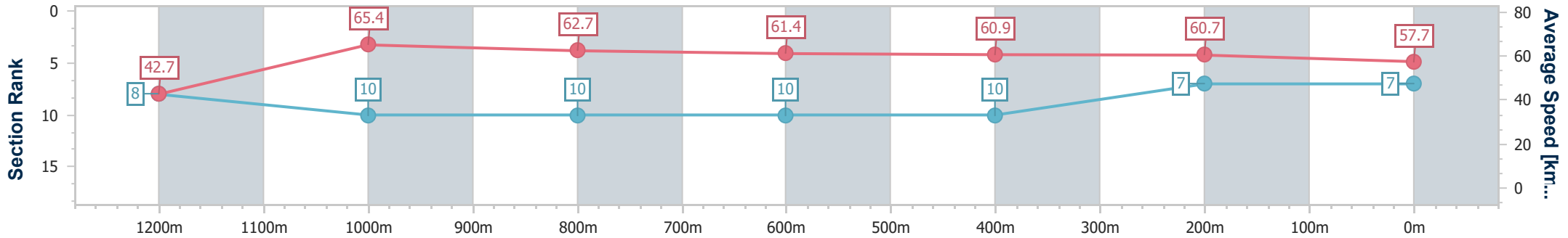
Toowoomba QLD Professional  
Race 2: Harvey Norman Commercial Toowoomba Class 1 Plate - 1300m



12 November 2022 - 17:20

Track Rating: Good 4, Weather: Fine, Rail Position: +3m Entire Course

Section	Overall	1200m	1000m	800m	600m	400m	200m
Section Times	1:19.64 [7] (0:08.62)	1:11.02 [8] (0:11.15)	0:59.87 [10] (0:11.57)	0:48.30 [10] (0:11.84)	0:36.46 [10] (0:11.99)	0:24.47 [10] (0:12.05)	0:12.42 [7] (0:12.42)
Average Speed [km/h]	42.7	65.4	62.7	61.4	60.9	60.7	57.7
Top Speed [km/h]	60.2	68.3	67.7	62.0	61.8	61.3	59.5
Avg. Dist. to Rail [m]	5.1	1.6	1.3	2.1	2.2	3.7	2.3
Avg. Stride Freq. [Hz]	2.3	2.4	2.4	2.3	2.3	2.3	2.3
Avg. Stride Length [m]	5.1	7.5	7.4	7.3	7.3	7.2	7.1



- [ ] Ranking at each section and finish
- .-.- No data available at this section
- NA No data available



Horse/Jockey Name	Miss Moscato
Final Rank	8
Fastest Section Time (Section)	0:08.39 (Overall)
Top Speed [km/h] (Section)	70.1 (1200m)
Race State	Finished



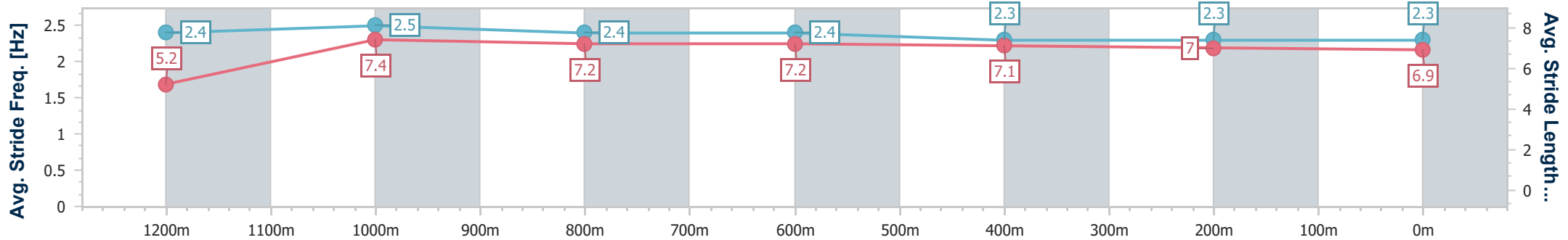
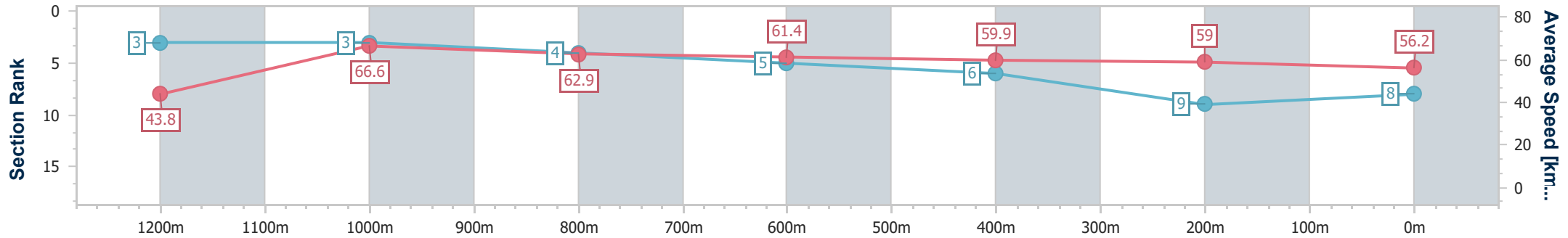
Toowoomba QLD Professional  
Race 2: Harvey Norman Commercial Toowoomba Class 1 Plate - 1300m



12 November 2022 - 17:20

Track Rating: Good 4, Weather: Fine, Rail Position: +3m Entire Course

Section	Overall	1200m	1000m	800m	600m	400m	200m
Section Times	1:19.97 [8] (0:08.39)	1:11.58 [3] (0:10.88)	1:00.70 [3] (0:11.55)	0:49.15 [4] (0:11.85)	0:37.30 [5] (0:12.24)	0:25.06 [6] (0:12.32)	0:12.74 [9] (0:12.74)
Average Speed [km/h]	43.8	66.6	62.9	61.4	59.9	59.0	56.2
Top Speed [km/h]	62.1	70.1	68.5	62.0	61.9	59.2	58.8
Avg. Dist. to Rail [m]	2.9	0.7	0.8	3.0	2.8	2.7	3.0
Avg. Stride Freq. [Hz]	2.4	2.5	2.4	2.4	2.3	2.3	2.3
Avg. Stride Length [m]	5.2	7.4	7.2	7.2	7.1	7.0	6.9



- [ ] Ranking at each section and finish
- .-.- No data available at this section
- NA No data available



Horse/Jockey Name	Zeitakuna
Final Rank	9
Fastest Section Time (Section)	0:08.54 (Overall)
Top Speed [km/h] (Section)	70.1 (1200m)
Race State	Finished



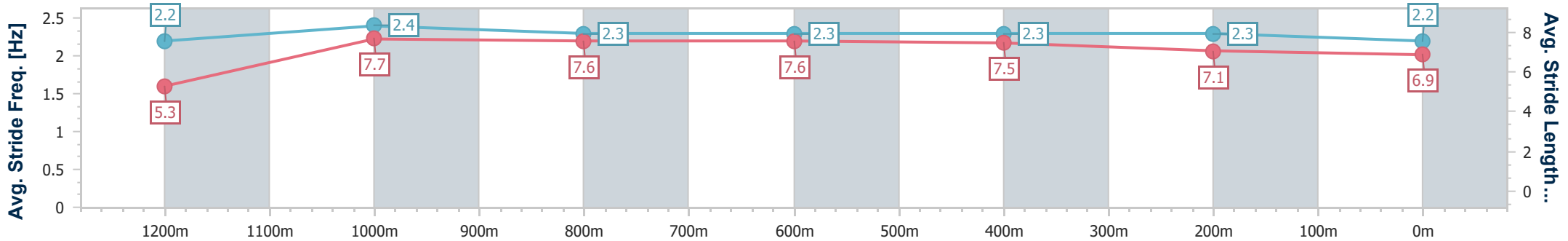
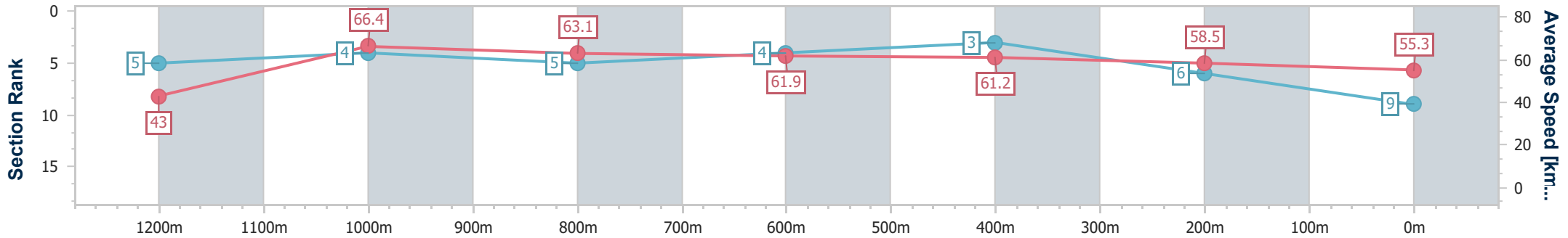
Toowoomba QLD Professional  
Race 2: Harvey Norman Commercial Toowoomba Class 1 Plate - 1300m



12 November 2022 - 17:20

Track Rating: Good 4, Weather: Fine, Rail Position: +3m Entire Course

Section	Overall	1200m	1000m	800m	600m	400m	200m
Section Times	1:20.07 [9] (0:08.54)	1:11.53 [5] (0:10.87)	1:00.66 [4] (0:11.41)	0:49.25 [5] (0:11.74)	0:37.51 [4] (0:11.91)	0:25.60 [3] (0:12.58)	0:13.02 [6] (0:13.02)
Average Speed [km/h]	43.0	66.4	63.1	61.9	61.2	58.5	55.3
Top Speed [km/h]	63.2	70.1	68.1	62.3	63.2	60.2	57.6
Avg. Dist. to Rail [m]	1.2	2.7	0.7	1.6	1.9	5.7	4.5
Avg. Stride Freq. [Hz]	2.2	2.4	2.3	2.3	2.3	2.3	2.2
Avg. Stride Length [m]	5.3	7.7	7.6	7.6	7.5	7.1	6.9



- [ ] Ranking at each section and finish
- .-.- No data available at this section
- NA No data available



Horse/Jockey Name	Cassowary
Final Rank	10
Fastest Section Time (Section)	0:08.83 (Overall)
Top Speed [km/h] (Section)	70.2 (1200m)
Race State	Finished



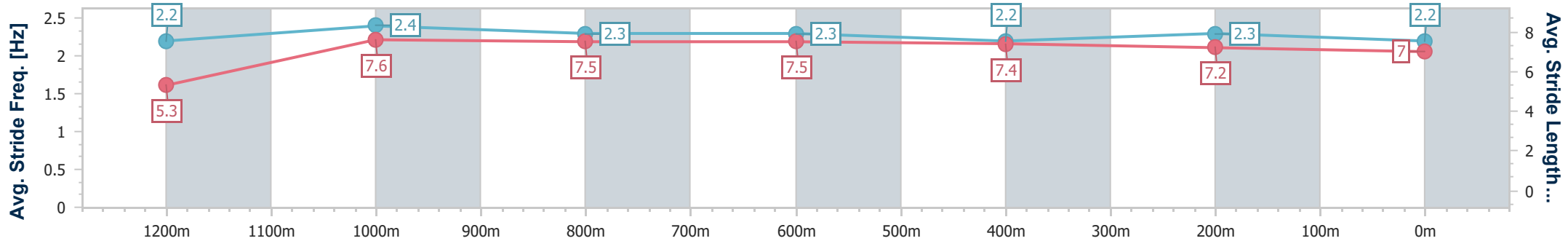
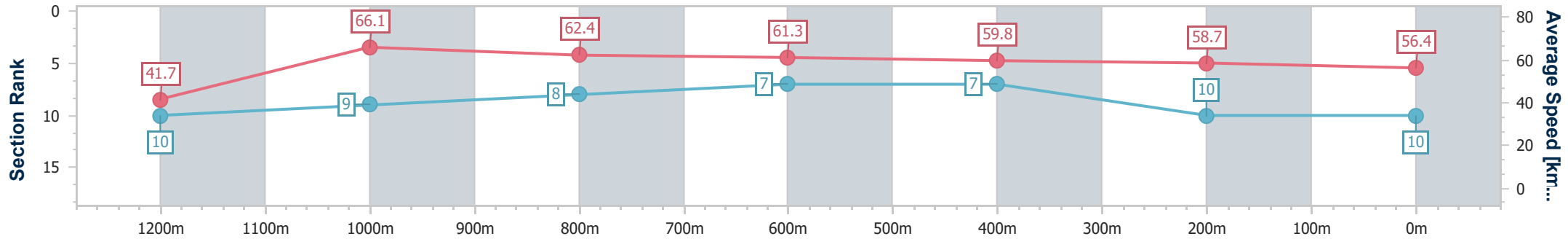
Toowoomba QLD Professional  
Race 2: Harvey Norman Commercial Toowoomba Class 1 Plate - 1300m



12 November 2022 - 17:20

Track Rating: Good 4, Weather: Fine, Rail Position: +3m Entire Course

Section	Overall	1200m	1000m	800m	600m	400m	200m						
Section Times	1:20.09 [10] (0:08.83)	1:11.26 [10] (0:10.93)	1:00.33 [9] (0:11.46)	0:48.87 [8] (0:11.76)	0:37.11 [7] (0:12.08)	0:25.03 [7] (0:12.33)	0:12.70 [10] (0:12.70)						
Average Speed [km/h]	41.7	66.1	62.4	61.3	59.8	58.7	56.4						
Top Speed [km/h]	60.7	70.2	68.6	62.2	62.2	59.3	58.6						
Avg. Dist. to Rail [m]	1.9	3.8	2.5	0.8	1.0	1.1	0.6						
Avg. Stride Freq. [Hz]	2.2	2.4	2.3	2.3	2.2	2.3	2.2						
Avg. Stride Length [m]	5.3	7.6	7.5	7.5	7.4	7.2	7.0						



- [ ] Ranking at each section and finish
- .-.- No data available at this section
- NA No data available