

Track Rating: Good 3, Weather: Fine, Rail Position: +7m 1600m-1100m; +9m Remainder.

Section													Last 600m	
Field Times		Overall	1000m	800m	600m	400m	200m						0:34.30	
		1:09.56 (0:13.66)	0:55.90 (0:10.45)	0:45.45 (0:11.15)	0:34.30 (0:11.44)	0:22.86 (0:11.36)	0:11.50 (0:11.50)							
Rank	TAB	Horse/Jockey	Barrier	Top Speed [km/h]	Fastest Section							Margin	Distance Travelled [m]	
1	4	HALFAHOPE Marnu Potgieter	1	70.0	0:10.45	1:09.56 [1] (0:13.66)	0:55.90 [1] (0:10.45)	0:45.45 [1] (0:11.15)	0:34.30 [1] (0:11.44)	0:22.86 [1] (0:11.36)	0:11.50 [1] (0:11.50)	1:09.56	0:34.30	
2	5	TEMPLAR Tiffani Brooker	6	69.4	0:10.60	1:10.07 [2] (0:14.03)	0:56.04 [6] (0:10.60)	0:45.44 [5] (0:11.15)	0:34.29 [6] (0:11.36)	0:22.93 [5] (0:11.44)	0:11.49 [4] (0:11.49)	0L	0:34.29	+4
3	9	CLAUDIUS Rikki Jamieson	5	68.1	0:10.62	1:10.15 [3] (0:14.30)	0:55.85 [8] (0:10.62)	0:45.23 [8] (0:11.07)	0:34.16 [8] (0:11.42)	0:22.74 [8] (0:11.39)	0:11.35 [8] (0:11.35)	0.4L	0:34.16	+4
4	10	WHISTLIN' RULER Madeleine Wishart	4	70.5	0:10.55	1:10.23 [4] (0:13.74)	0:56.49 [3] (0:10.55)	0:45.94 [2] (0:11.12)	0:34.82 [2] (0:11.50)	0:23.32 [2] (0:11.50)	0:11.82 [2] (0:11.82)	0.8L	0:34.82	+4
5	3	GAUNTLET Micheal Hellyer	10	69.0	0:10.62	1:10.48 [5] (0:13.84)	0:56.64 [4] (0:10.62)	0:46.02 [4] (0:11.04)	0:34.98 [3] (0:11.52)	0:23.46 [4] (0:11.55)	0:11.91 [5] (0:11.91)	2.1L	0:34.98	+6
6	8	CLEARY ADONIS Kyle Wilson-Taylor	2	68.6	0:10.76	1:10.50 [6] (0:13.73)	0:56.77 [2] (0:10.76)	0:46.01 [3] (0:11.10)	0:34.91 [4] (0:11.49)	0:23.42 [3] (0:11.55)	0:11.87 [3] (0:11.87)	2.2L	0:34.91	+1
7	1	CHART BUSTER Jake Molloy	3	69.2	0:10.61	1:10.52 [7] (0:14.09)	0:56.43 [7] (0:10.61)	0:45.82 [6] (0:11.03)	0:34.79 [5] (0:11.49)	0:23.30 [6] (0:11.57)	0:11.73 [7] (0:11.73)	2.3L	0:34.79	+1
8	2	RIVER ROCKET James Orman	7	67.8	0:10.78	1:10.64 [8] (0:13.97)	0:56.67 [5] (0:10.78)	0:45.89 [7] (0:11.13)	0:34.76 [7] (0:11.36)	0:23.40 [7] (0:11.43)	0:11.97 [6] (0:11.97)	2.8L	0:34.76	+7
9	7	HERECUM DA DRUMS Taylor Marshall	8	68.9	0:10.56	1:10.71 [9] (0:14.80)	0:55.91 [10] (0:10.56)	0:45.35 [10] (0:11.05)	0:34.30 [10] (0:11.30)	0:23.00 [10] (0:11.36)	0:11.64 [10] (0:11.64)	3.1L	0:34.30	+2
10	6	ROYALSPECTOR Brooke Ainsworth	9	68.6	0:10.69	1:10.94 [10] (0:14.67)	0:56.27 [9] (0:10.69)	0:45.58 [9] (0:10.88)	0:34.70 [9] (0:11.42)	0:23.28 [9] (0:11.40)	0:11.88 [9] (0:11.88)	4.4L	0:34.70	+6

Track Rating: Good 3, Weather: Fine, Rail Position: +7m 1600m-1100m; +9m Remainder.

Section	Overall	1000m	800m	600m	400m	200m	Last 600m
Field Times	1:09.56 (0:13.66)	0:55.90 (0:10.45)	0:45.45 (0:11.15)	0:34.30 (0:11.44)	0:22.86 (0:11.36)	0:11.50 (0:11.50)	0:34.30

[] Ranking at each section and finish
-:-:- No data available at this section
NA No data available

SCN Saddle cloth number
DNF Did not finish
DNT Did not track



Horse/Jockey Name	Halfahope
Final Rank	1
Fastest Section Time (Section)	0:10.45 (1000m)
Top Speed [km/h] (Section)	70.0 (1000m)
Race State	Finished



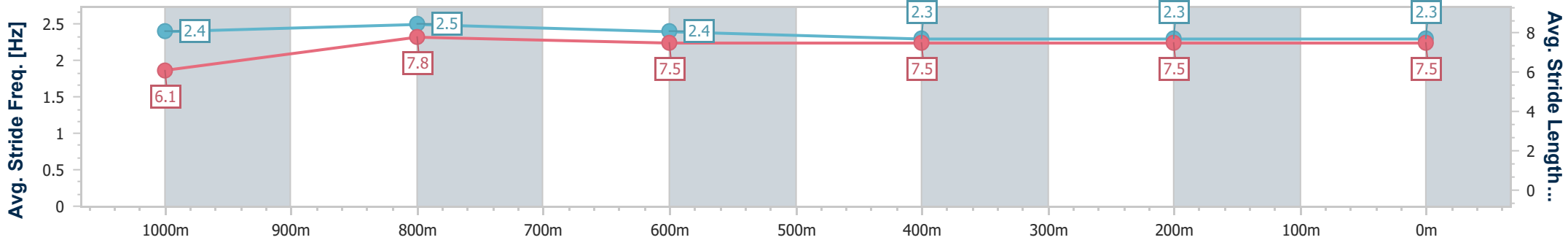
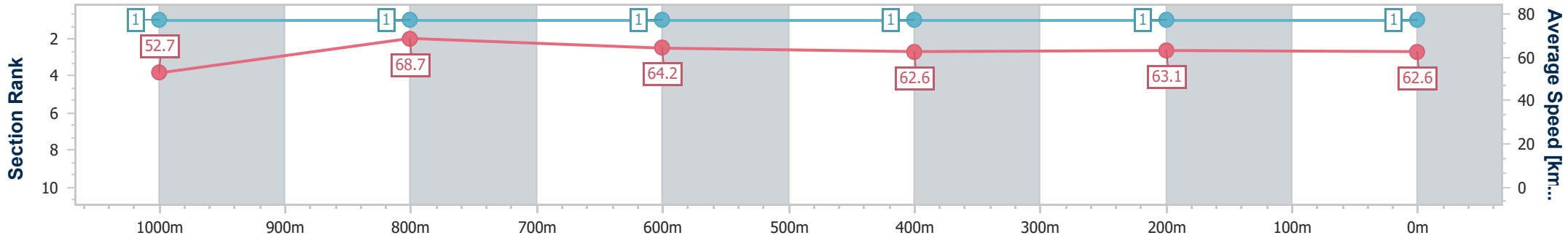
Ipswich QLD Professional
 Race 6: FUTURE FINANCE GROUP Colts, Geldings & Entires
 BENCHMARK 60 Handicap - 1200m



18 November 2022 - 16:43

Track Rating: Good 3, Weather: Fine, Rail Position: +7m 1600m-1100m; +9m Remainder.

Section	Overall	1000m	800m	600m	400m	200m
Section Times	1:09.56 [1] (0:13.66)	0:55.90 [1] (0:10.45)	0:45.45 [1] (0:11.15)	0:34.30 [1] (0:11.44)	0:22.86 [1] (0:11.36)	0:11.50 [1] (0:11.50)
Average Speed [km/h]	52.7	68.7	64.2	62.6	63.1	62.6
Top Speed [km/h]	69.0	70.0	66.3	63.3	64.9	64.5
Avg. Dist. to Rail [m]	3.0	1.3	1.6	1.3	0.9	0.3
Avg. Stride Freq. [Hz]	2.4	2.5	2.4	2.3	2.3	2.3
Avg. Stride Length [m]	6.1	7.8	7.5	7.5	7.5	7.5



- [] Ranking at each section and finish
- .-.- No data available at this section
- NA No data available



Horse/Jockey Name	Templar
Final Rank	2
Fastest Section Time (Section)	0:10.60 (1000m)
Top Speed [km/h] (Section)	69.4 (1000m)
Race State	Finished



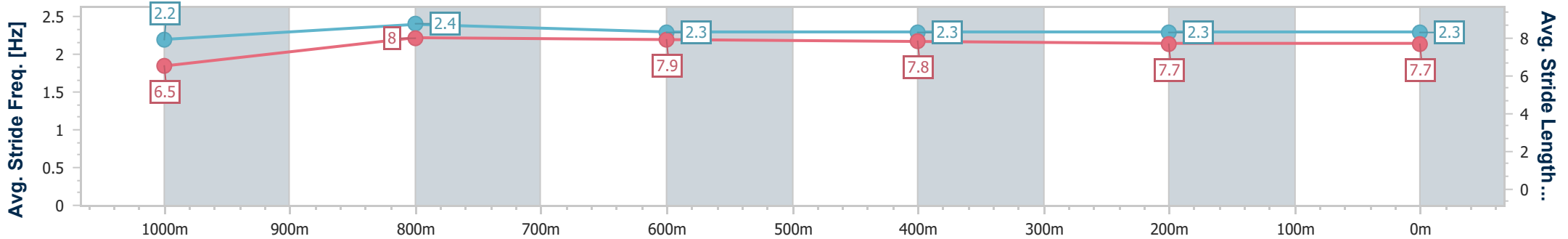
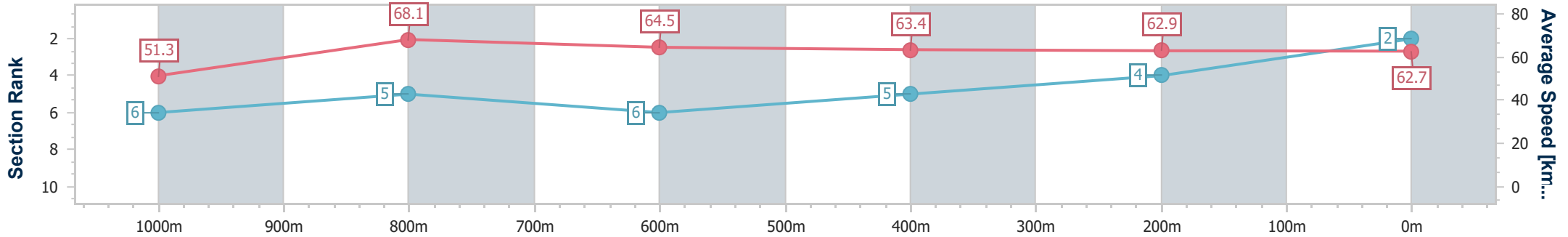
Ipswich QLD Professional
 Race 6: FUTURE FINANCE GROUP Colts, Geldings & Entires
 BENCHMARK 60 Handicap - 1200m



18 November 2022 - 16:43

Track Rating: Good 3, Weather: Fine, Rail Position: +7m 1600m-1100m; +9m Remainder.

Section	Overall	1000m	800m	600m	400m	200m									
Section Times	1:10.07 [2] (0:14.03)	0:56.04 [6] (0:10.60)	0:45.44 [5] (0:11.15)	0:34.29 [6] (0:11.36)	0:22.93 [5] (0:11.44)	0:11.49 [4]									
Average Speed [km/h]	51.3	68.1	64.5	63.4	62.9	62.7									
Top Speed [km/h]	68.4	69.4	66.1	64.7	64.6	64.1									
Avg. Dist. to Rail [m]	6.7	0.7	0.2	0.3	0.5	1.3									
Avg. Stride Freq. [Hz]	2.2	2.4	2.3	2.3	2.3	2.3									
Avg. Stride Length [m]	6.5	8.0	7.9	7.8	7.7	7.7									



- [] Ranking at each section and finish
- .-.- No data available at this section
- NA No data available



Horse/Jockey Name	Claudius
Final Rank	3
Fastest Section Time (Section)	0:10.62 (1000m)
Top Speed [km/h] (Section)	68.1 (1000m)
Race State	Finished



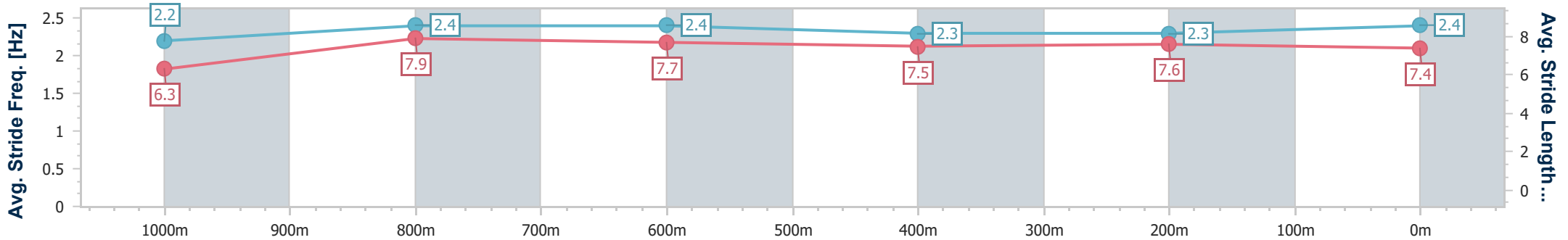
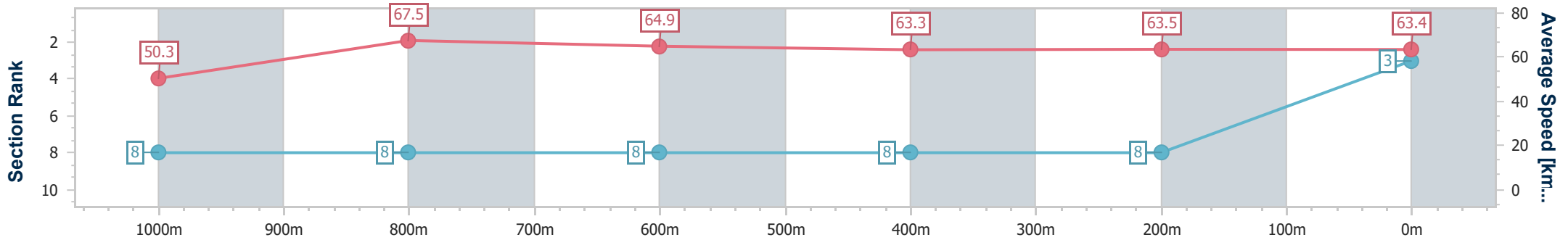
Ipswich QLD Professional
 Race 6: FUTURE FINANCE GROUP Colts, Geldings & Entires
 BENCHMARK 60 Handicap - 1200m



18 November 2022 - 16:43

Track Rating: Good 3, Weather: Fine, Rail Position: +7m 1600m-1100m; +9m Remainder.

Section	Overall	1000m	800m	600m	400m	200m
Section Times	1:10.15 [3] (0:14.30)	0:55.85 [8] (0:10.62)	0:45.23 [8] (0:11.07)	0:34.16 [8] (0:11.42)	0:22.74 [8] (0:11.39)	0:11.35 [8] (0:11.35)
Average Speed [km/h]	50.3	67.5	64.9	63.3	63.5	63.4
Top Speed [km/h]	66.8	68.1	66.4	64.2	64.3	64.5
Avg. Dist. to Rail [m]	3.7	1.4	0.8	0.7	2.7	6.1
Avg. Stride Freq. [Hz]	2.2	2.4	2.4	2.3	2.3	2.4
Avg. Stride Length [m]	6.3	7.9	7.7	7.5	7.6	7.4



- [] Ranking at each section and finish
- .-.- No data available at this section
- NA No data available



Horse/Jockey Name	Whistlin' Ruler
Final Rank	4
Fastest Section Time (Section)	0:10.55 (1000m)
Top Speed [km/h] (Section)	70.5 (1000m)
Race State	Finished



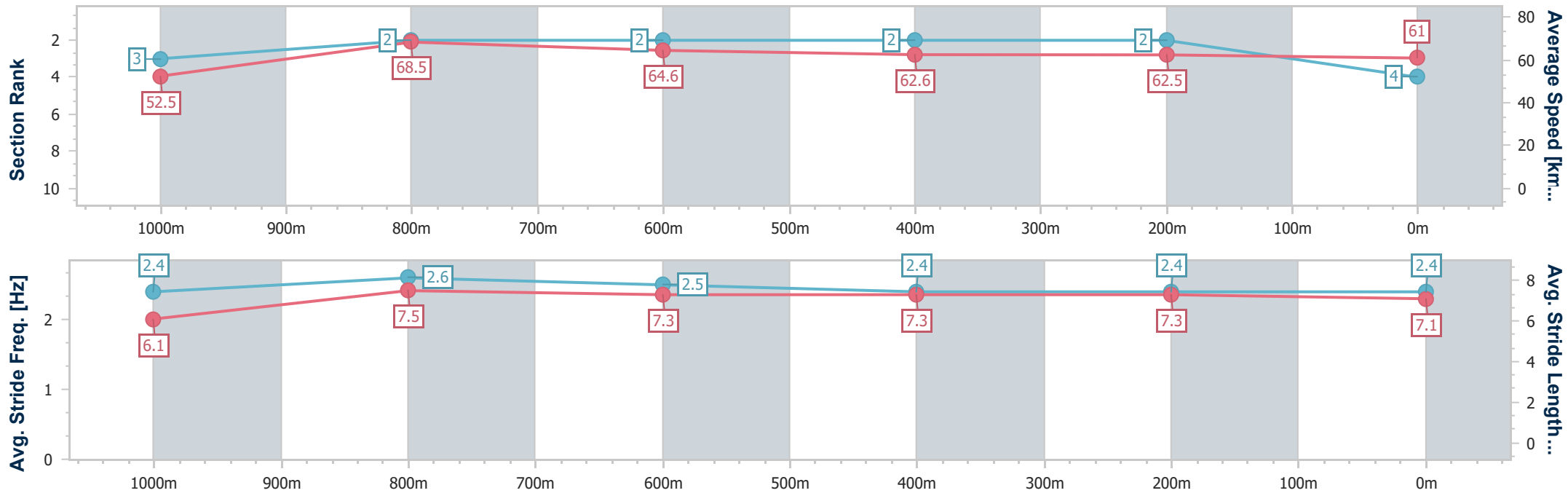
Ipswich QLD Professional
 Race 6: FUTURE FINANCE GROUP Colts, Geldings & Entires
 BENCHMARK 60 Handicap - 1200m



18 November 2022 - 16:43

Track Rating: Good 3, Weather: Fine, Rail Position: +7m 1600m-1100m; +9m Remainder.

Section	Overall	1000m	800m	600m	400m	200m								
Section Times	1:10.23 [4] (0:13.74)	0:56.49 [3] (0:10.55)	0:45.94 [2] (0:11.12)	0:34.82 [2] (0:11.50)	0:23.32 [2] (0:11.50)	0:11.82 [2] (0:11.82)								
Average Speed [km/h]	52.5	68.5	64.6	62.6	62.5	61.0								
Top Speed [km/h]	67.7	70.5	66.1	64.0	63.3	62.6								
Avg. Dist. to Rail [m]	5.9	2.0	0.5	0.2	0.4	1.6								
Avg. Stride Freq. [Hz]	2.4	2.6	2.5	2.4	2.4	2.4								
Avg. Stride Length [m]	6.1	7.5	7.3	7.3	7.3	7.1								



- [] Ranking at each section and finish
- .-.- No data available at this section
- NA No data available



Horse/Jockey Name	Gauntlet
Final Rank	5
Fastest Section Time (Section)	0:10.62 (1000m)
Top Speed [km/h] (Section)	69.0 (1000m)
Race State	Finished



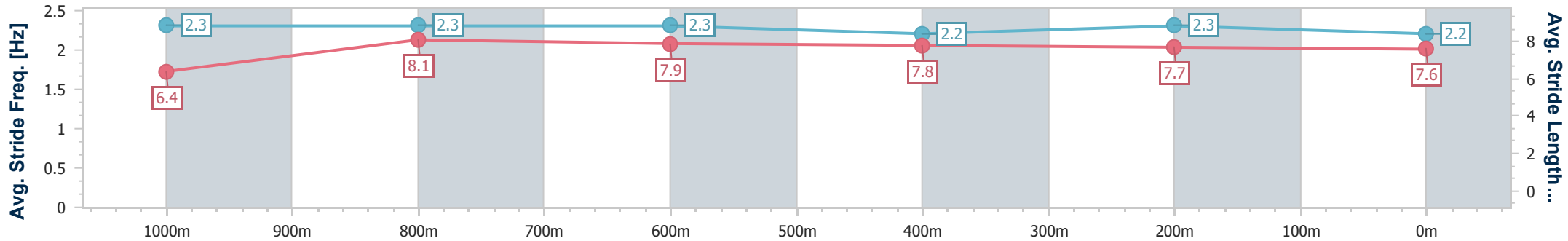
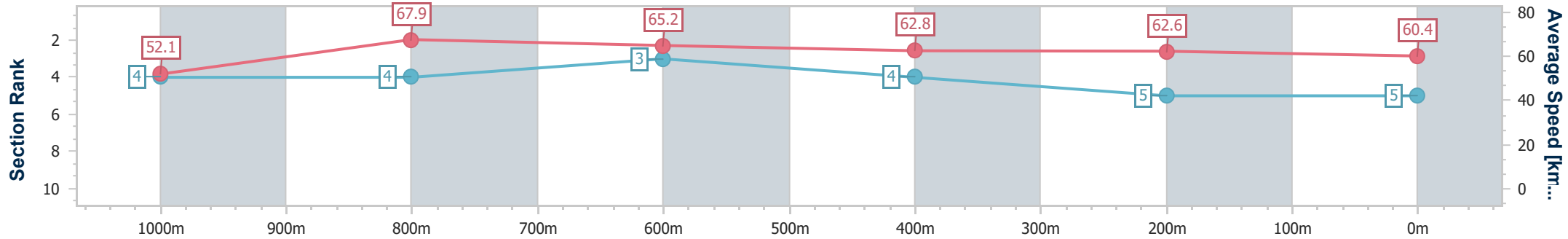
Ipswich QLD Professional
Race 6: FUTURE FINANCE GROUP Colts, Geldings & Entires
BENCHMARK 60 Handicap - 1200m



18 November 2022 - 16:43

Track Rating: Good 3, Weather: Fine, Rail Position: +7m 1600m-1100m; +9m Remainder.

Section	Overall	1000m	800m	600m	400m	200m
Section Times	1:10.48 [5] (0:13.84)	0:56.64 [4] (0:10.62)	0:46.02 [4] (0:11.04)	0:34.98 [3] (0:11.52)	0:23.46 [4] (0:11.55)	0:11.91 [5] (0:11.91)
Average Speed [km/h]	52.1	67.9	65.2	62.8	62.6	60.4
Top Speed [km/h]	67.7	69.0	67.5	64.3	63.3	62.1
Avg. Dist. to Rail [m]	8.9	1.2	0.2	1.0	2.1	4.2
Avg. Stride Freq. [Hz]	2.3	2.3	2.3	2.2	2.3	2.2
Avg. Stride Length [m]	6.4	8.1	7.9	7.8	7.7	7.6



- [] Ranking at each section and finish
- .-.- No data available at this section
- NA No data available



Horse/Jockey Name	Cleary Adonis
Final Rank	6
Fastest Section Time (Section)	0:10.76 (1000m)
Top Speed [km/h] (Section)	68.6 (1000m)
Race State	Finished



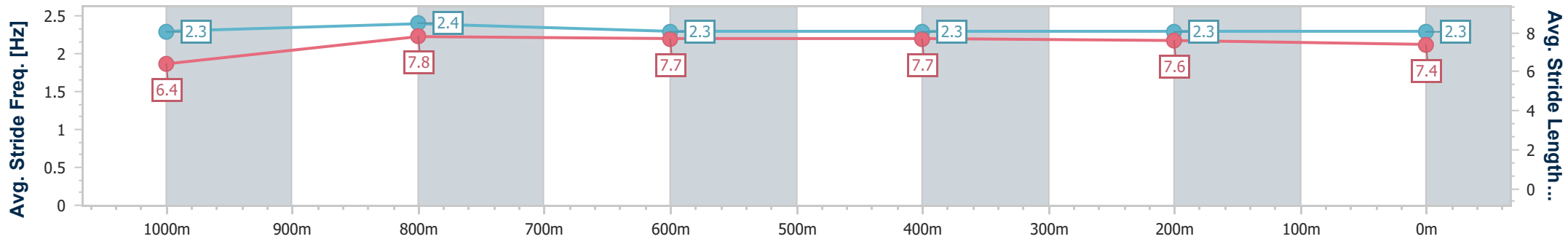
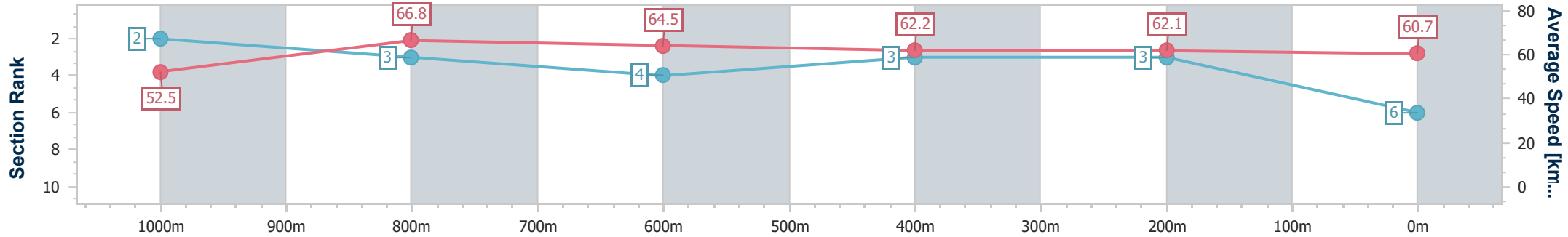
Ipswich QLD Professional
 Race 6: FUTURE FINANCE GROUP Colts, Geldings & Entires
 BENCHMARK 60 Handicap - 1200m



18 November 2022 - 16:43

Track Rating: Good 3, Weather: Fine, Rail Position: +7m 1600m-1100m; +9m Remainder.

Section	Overall	1000m	800m	600m	400m	200m
Section Times	1:10.50 [6] (0:13.73)	0:56.77 [2] (0:10.76)	0:46.01 [3] (0:11.10)	0:34.91 [4] (0:11.49)	0:23.42 [3] (0:11.55)	0:11.87 [3] (0:11.87)
Average Speed [km/h]	52.5	66.8	64.5	62.2	62.1	60.7
Top Speed [km/h]	67.8	68.6	66.8	63.5	64.0	62.3
Avg. Dist. to Rail [m]	4.2	1.1	1.4	1.4	0.9	0.2
Avg. Stride Freq. [Hz]	2.3	2.4	2.3	2.3	2.3	2.3
Avg. Stride Length [m]	6.4	7.8	7.7	7.7	7.6	7.4



- [] Ranking at each section and finish
- .-.- No data available at this section
- NA No data available



Horse/Jockey Name	Chart Buster
Final Rank	7
Fastest Section Time (Section)	0:10.61 (1000m)
Top Speed [km/h] (Section)	69.2 (1000m)
Race State	Finished



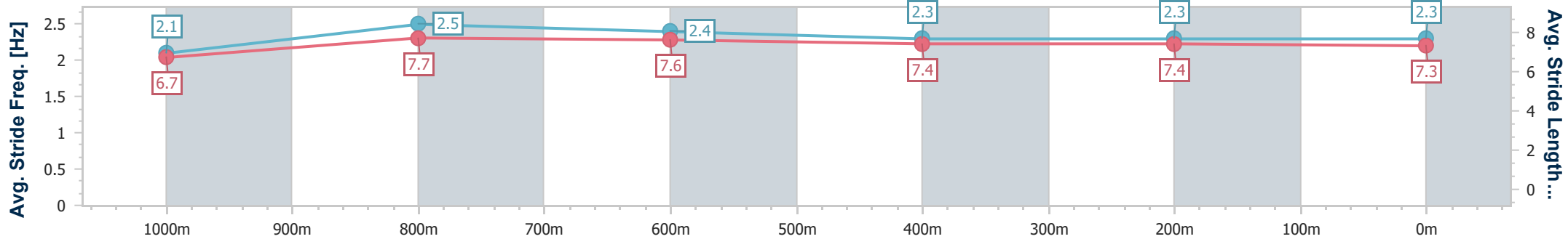
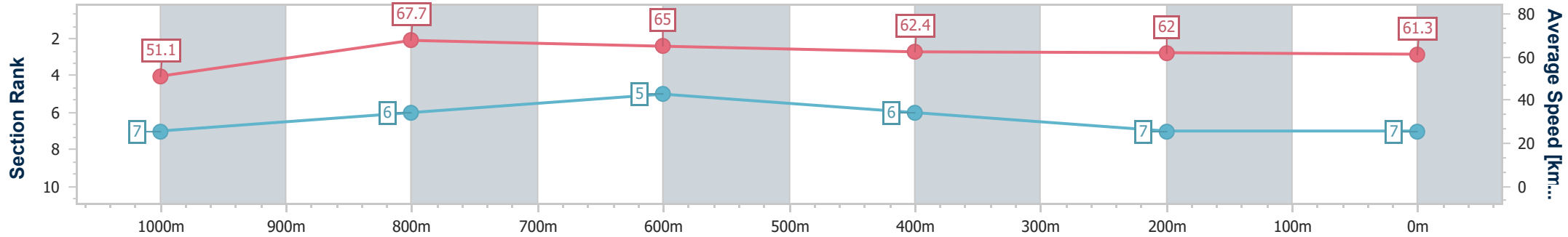
Ipswich QLD Professional
Race 6: FUTURE FINANCE GROUP Colts, Geldings & Entires
BENCHMARK 60 Handicap - 1200m



18 November 2022 - 16:43

Track Rating: Good 3, Weather: Fine, Rail Position: +7m 1600m-1100m; +9m Remainder.

Section	Overall	1000m	800m	600m	400m	200m								
Section Times	1:10.52 [7] (0:14.09)	0:56.43 [7] (0:10.61)	0:45.82 [6] (0:11.03)	0:34.79 [5] (0:11.49)	0:23.30 [6] (0:11.57)	0:11.73 [7] (0:11.73)								
Average Speed [km/h]	51.1	67.7	65.0	62.4	62.0	61.3								
Top Speed [km/h]	68.7	69.2	66.4	64.2	63.0	63.2								
Avg. Dist. to Rail [m]	4.5	1.0	1.2	1.2	0.6	0.8								
Avg. Stride Freq. [Hz]	2.1	2.5	2.4	2.3	2.3	2.3								
Avg. Stride Length [m]	6.7	7.7	7.6	7.4	7.4	7.3								



- [] Ranking at each section and finish
- .-.- No data available at this section
- NA No data available



Horse/Jockey Name	River Rocket
Final Rank	8
Fastest Section Time (Section)	0:10.78 (1000m)
Top Speed [km/h] (Section)	67.8 (1000m)
Race State	Finished



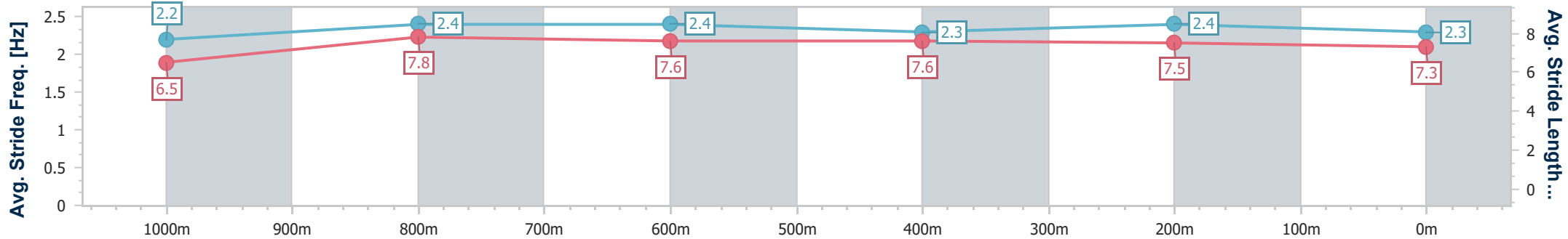
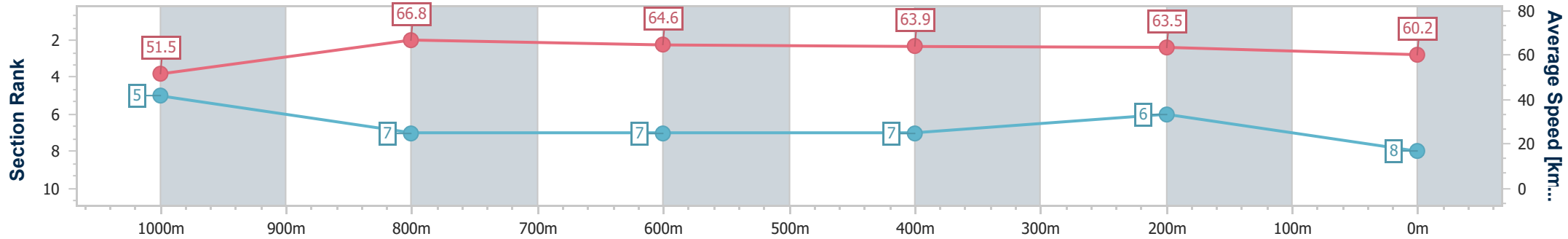
Ipswich QLD Professional
 Race 6: FUTURE FINANCE GROUP Colts, Geldings & Entires
 BENCHMARK 60 Handicap - 1200m



18 November 2022 - 16:43

Track Rating: Good 3, Weather: Fine, Rail Position: +7m 1600m-1100m; +9m Remainder.

Section	Overall	1000m	800m	600m	400m	200m									
Section Times	1:10.64 [8] (0:13.97)	0:56.67 [5] (0:10.78)	0:45.89 [7] (0:11.13)	0:34.76 [7] (0:11.36)	0:23.40 [7] (0:11.43)	0:11.97 [6] (0:11.97)									
Average Speed [km/h]	51.5	66.8	64.6	63.9	63.5	60.2									
Top Speed [km/h]	66.5	67.8	65.7	66.0	64.4	62.9									
Avg. Dist. to Rail [m]	7.3	0.8	0.5	1.6	3.1	4.4									
Avg. Stride Freq. [Hz]	2.2	2.4	2.4	2.3	2.4	2.3									
Avg. Stride Length [m]	6.5	7.8	7.6	7.6	7.5	7.3									



- [] Ranking at each section and finish
- .-.- No data available at this section
- NA No data available



Horse/Jockey Name	Herecum da Drums
Final Rank	9
Fastest Section Time (Section)	0:10.56 (1000m)
Top Speed [km/h] (Section)	68.9 (1000m)
Race State	Finished



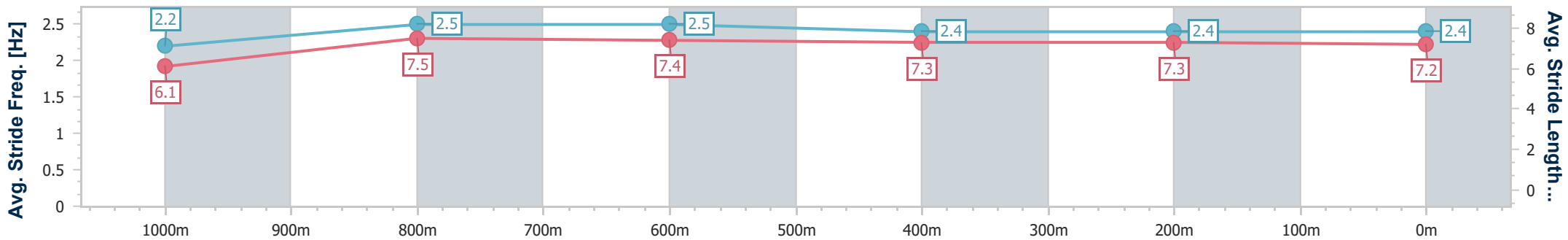
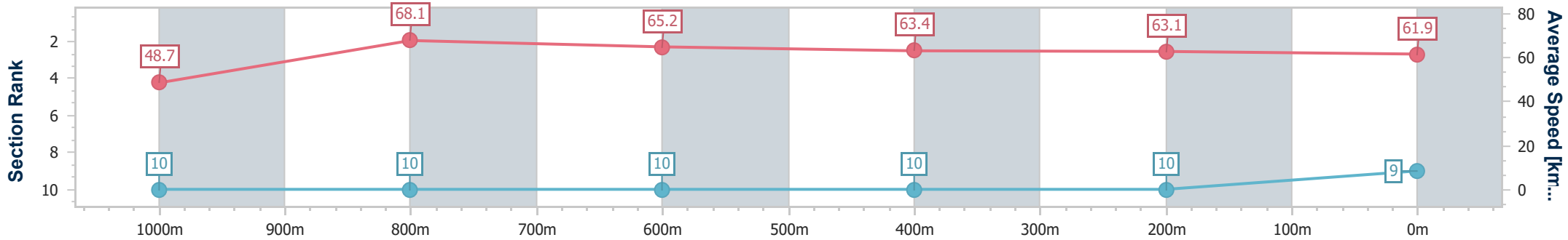
Ipswich QLD Professional
 Race 6: FUTURE FINANCE GROUP Colts, Geldings & Entires
 BENCHMARK 60 Handicap - 1200m



18 November 2022 - 16:43

Track Rating: Good 3, Weather: Fine, Rail Position: +7m 1600m-1100m; +9m Remainder.

Section	Overall	1000m	800m	600m	400m	200m									
Section Times	1:10.71 [9] (0:14.80)	0:55.91 [10] (0:10.56)	0:45.35 [10] (0:11.05)	0:34.30 [10] (0:11.30)	0:23.00 [10] (0:11.36)	0:11.64 [10] (0:11.64)									
Average Speed [km/h]	48.7	68.1	65.2	63.4	63.1	61.9									
Top Speed [km/h]	67.3	68.9	67.8	64.1	64.4	63.4									
Avg. Dist. to Rail [m]	7.8	0.8	0.3	0.8	1.3	5.0									
Avg. Stride Freq. [Hz]	2.2	2.5	2.5	2.4	2.4	2.4									
Avg. Stride Length [m]	6.1	7.5	7.4	7.3	7.3	7.2									



- [] Ranking at each section and finish
- .-.- No data available at this section
- NA No data available



Horse/Jockey Name	Royalspector
Final Rank	10
Fastest Section Time (Section)	0:10.69 (1000m)
Top Speed [km/h] (Section)	68.6 (1000m)
Race State	Finished



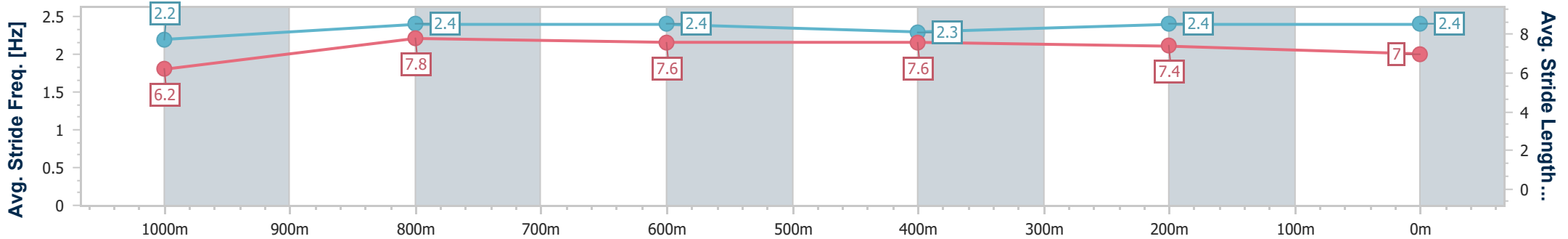
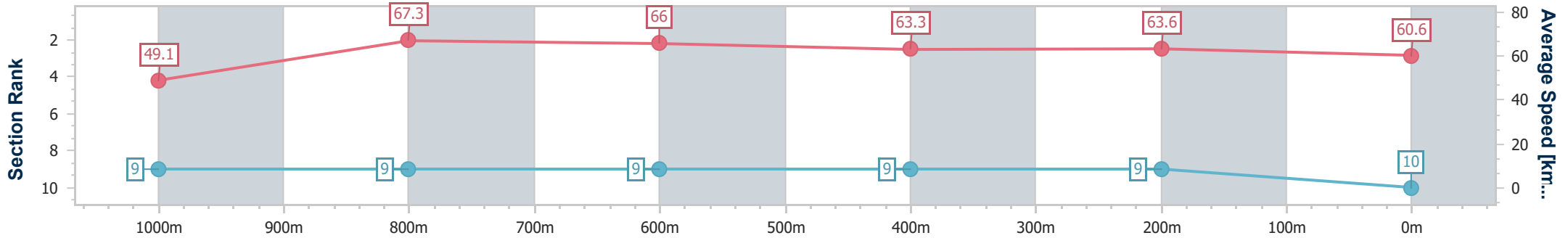
Ipswich QLD Professional
 Race 6: FUTURE FINANCE GROUP Colts, Geldings & Entires
 BENCHMARK 60 Handicap - 1200m



18 November 2022 - 16:43

Track Rating: Good 3, Weather: Fine, Rail Position: +7m 1600m-1100m; +9m Remainder.

Section	Overall	1000m	800m	600m	400m	200m
Section Times	1:10.94 [10] (0:14.67)	0:56.27 [9] (0:10.69)	0:45.58 [9] (0:10.88)	0:34.70 [9] (0:11.42)	0:23.28 [9] (0:11.40)	0:11.88 [9] (0:11.88)
Average Speed [km/h]	49.1	67.3	66.0	63.3	63.6	60.6
Top Speed [km/h]	65.2	68.6	67.9	64.9	64.2	63.4
Avg. Dist. to Rail [m]	8.5	1.1	0.4	0.9	3.2	7.3
Avg. Stride Freq. [Hz]	2.2	2.4	2.4	2.3	2.4	2.4
Avg. Stride Length [m]	6.2	7.8	7.6	7.6	7.4	7.0



- [] Ranking at each section and finish
- .-.- No data available at this section
- NA No data available