

Track Rating: Good 3, Weather: Fine, Rail Position: +7m 1600m-1100m; +9m Remainder.

Section		Overall	1600m	1400m	1200m	1000m	800m	600m	Last 600m					
Field Times		1:43.51 (0:08.60)	1:34.91 (0:11.75)	1:23.16 (0:11.34)	1:11.82 (0:11.75)	1:00.07 (0:11.80)	0:48.27 (0:12.16)	0:36.11 (0:11.85)	0:36.11					
Rank	TAB	Horse/Jockey	Barrier	Top Speed [km/h]	Fastest Section								Distance Travelled [m]	
1	13	ABOVE THE LOT Jim Byrne	2	63.8 1400m	0:08.81 Overall	1:43.51 [1] (0:08.81)	1:34.70 [5] (0:11.94)	1:22.76 [5] (0:11.50)	1:11.26 [5] (0:11.84)	0:59.42 [5] (0:11.77)	0:47.65 [6] (0:12.05)	0:35.60 [6] (0:11.82)	0:35.60	
2	7	KOMATA Brodie Loy	10	65.3 1000m	0:09.06 Overall	1:43.56 [2] (0:09.06)	1:34.50 [9] (0:12.31)	1:22.19 [9] (0:11.96)	1:10.23 [9] (0:11.75)	0:58.48 [9] (0:11.34)	0:47.14 [8] (0:11.93)	0:35.21 [8] (0:11.77)	0:35.21	-4
3	4	VANDANGLE Ben Thompson	1	63.7 1400m	0:08.66 Overall	1:43.57 [3] (0:08.66)	1:34.91 [2] (0:11.89)	1:23.02 [4] (0:11.50)	1:11.52 [4] (0:11.71)	0:59.81 [4] (0:11.73)	0:48.08 [3] (0:12.11)	0:35.97 [3] (0:11.83)	0:35.97	-2
4	8	DAINTREE DIVA Jaden Lloyd	12	63.9 1000m	0:08.73 Overall	1:43.60 [4] (0:08.73)	1:34.87 [3] (0:12.30)	1:22.57 [7] (0:11.90)	1:10.67 [8] (0:11.69)	0:58.98 [7] (0:11.50)	0:47.48 [7] (0:12.04)	0:35.44 [7] (0:11.82)	0:35.44	+2
5	1	CHASING JACKLEY Jake Molloy	6	64.6 1600m	0:08.89 Overall	1:43.62 [5] (0:08.89)	1:34.73 [6] (0:11.58)	1:23.15 [3] (0:11.37)	1:11.78 [3] (0:11.78)	1:00.00 [3] (0:11.85)	0:48.15 [4] (0:12.27)	0:35.88 [4] (0:11.85)	0:35.88	+2
6	3	CLASS OF ROYALTY Samantha Collett	7	66.2 1400m	0:08.60 Overall	1:43.91 [6] (0:08.60)	1:35.31 [1] (0:11.78)	1:23.53 [2] (0:11.31)	1:12.22 [2] (0:11.75)	1:00.47 [2] (0:11.80)	0:48.67 [1] (0:12.16)	0:36.51 [1] (0:11.85)	0:36.51	+4
7	2	ELIZANO Nathan Fazackerley	5	64.8 1200m	0:08.94 Overall	1:43.99 [7] (0:08.94)	1:35.05 [7] (0:12.01)	1:23.04 [6] (0:11.62)	1:11.42 [6] (0:11.57)	0:59.85 [6] (0:11.60)	0:48.25 [5] (0:12.06)	0:36.19 [5] (0:11.76)	0:36.19	+3
8	6	SPURIOUS Kyle Wilson-Taylor	15	64.6 1000m	0:09.33 Overall	1:44.14 [8] (0:09.33)	1:34.81 [10] (0:12.12)	1:22.69 [10] (0:11.87)	1:10.82 [10] (0:11.95)	0:58.87 [10] (0:11.28)	0:47.59 [10] (0:11.83)	0:35.76 [9] (0:11.81)	0:35.76	-1
9	10	OKALANI James Orman	13	65.5 1600m	0:08.80 Overall	1:45.33 [9] (0:08.80)	1:36.53 [4] (0:11.55)	1:24.98 [1] (0:11.36)	1:13.62 [1] (0:11.78)	1:01.84 [1] (0:11.88)	0:49.96 [2] (0:12.23)	0:37.73 [2] (0:11.97)	0:37.73	-1
10	12	EAST ESPLANADE Micheal Hellyer	3	62.1 1000m	0:08.98 Overall	1:45.92 [10] (0:08.98)	1:36.94 [8] (0:12.19)	1:24.75 [8] (0:11.68)	1:13.07 [7] (0:11.98)	1:01.09 [8] (0:11.63)	0:49.46 [9] (0:12.04)	0:37.42 [10] (0:12.15)	0:37.42	-4

Scratched: Cash Me (#9), Scat's Surfer Girl (#11), Lincoln Town (#5), Storm Harbour (#14), Kalpana (#15)

Report Created: Fri 18 November 2022 18:15 GMT (Note: Timing is based on position data)

Page 1/14

[] Ranking at each section and finish
 -:-:- No data available at this section
 NA No data available
 SCN Saddle cloth number
 DNF Did not finish
 DNT Did not track

data processed by  TRIPLESDATA

Track Rating: Good 3, Weather: Fine, Rail Position: +7m 1600m-1100m; +9m Remainder.

Section	Overall	1600m	1400m	1200m	1000m	800m	600m	Last 600m
Field Times	1:43.51 (0:08.60)	1:34.91 (0:11.75)	1:23.16 (0:11.34)	1:11.82 (0:11.75)	1:00.07 (0:11.80)	0:48.27 (0:12.16)	0:36.11 (0:11.85)	0:36.11

[] Ranking at each section and finish
-:-:- No data available at this section
NA No data available

SCN Saddle cloth number
DNF Did not finish
DNT Did not track

Track Rating: Good 3, Weather: Fine, Rail Position: +7m 1600m-1100m; +9m Remainder.

Section				400m	200m			Last 600m		
Field Times				0:24.26 (0:12.10)	0:12.16 (0:12.16)			0:36.11		
Rank	TAB	Horse/Jockey	Barrier	Top Speed [km/h]	Fastest Section	Margin		Distance Travelled [m]		
1	13	ABOVE THE LOT Jim Byrne	2	63.8 1400m	0:08.81 Overall	0:23.78 [6] (0:11.76)	0:12.02 [4] (0:12.02)	1:43.51	0:35.60	
2	7	KOMATA Brodie Loy	10	65.3 1000m	0:09.06 Overall	0:23.44 [8] (0:11.61)	0:11.83 [6] (0:11.83)	0.2L	0:35.21	-4
3	4	VANDANGLE Ben Thompson	1	63.7 1400m	0:08.66 Overall	0:24.14 [2] (0:11.92)	0:12.22 [1] (0:12.22)	0.3L	0:35.97	-2
4	8	DAINTREE DIVA Jaden Lloyd	12	63.9 1000m	0:08.73 Overall	0:23.62 [7] (0:11.70)	0:11.92 [7] (0:11.92)	0.5L	0:35.44	+2
5	1	CHASING JACKLEY Jake Molloy	6	64.6 1600m	0:08.89 Overall	0:24.03 [4] (0:11.87)	0:12.16 [3] (0:12.16)	0.6L	0:35.88	+2
6	3	CLASS OF ROYALTY Samantha Collett	7	66.2 1400m	0:08.60 Overall	0:24.66 [1] (0:12.17)	0:12.49 [2] (0:12.49)	2.1L	0:36.51	+4
7	2	ELIZANO Nathan Fazackerley	5	64.8 1200m	0:08.94 Overall	0:24.43 [5] (0:11.96)	0:12.47 [5] (0:12.47)	2.5L	0:36.19	+3
8	6	SPURIOUS Kyle Wilson-Taylor	15	64.6 1000m	0:09.33 Overall	0:23.95 [9] (0:11.75)	0:12.20 [9] (0:12.20)	3.3L	0:35.76	-1
9	10	OKALANI James Orman	13	65.5 1600m	0:08.80 Overall	0:25.76 [3] (0:12.40)	0:13.36 [8] (0:13.36)	10.1L	0:37.73	-1
10	12	EAST ESPLANADE Micheal Hellyer	3	62.1 1000m	0:08.98 Overall	0:25.27 [10] (0:12.04)	0:13.23 [10] (0:13.23)	13.6L	0:37.42	-4

Scratched: Cash Me (#9), Scat's Surfer Girl (#11), Lincoln Town (#5), Storm Harbour (#14), Kalpana (#15)

Report Created: Fri 18 November 2022 18:15 GMT (Note: Timing is based on position data)

Page 3/14

[] Ranking at each section and finish
 -:-:- No data available at this section
 NA No data available

SCN Saddle cloth number
 DNF Did not finish
 DNT Did not track

data processed by  TRIPLESDATA

Section	400m	200m	Last 600m
Field Times	0:24.26 (0:12.10)	0:12.16 (0:12.16)	0:36.11

[] Ranking at each section and finish
-:-:- No data available at this section
NA No data available

SCN Saddle cloth number
DNF Did not finish
DNT Did not track



Horse/Jockey Name	Above The Lot
Final Rank	1
Fastest Section Time (Section)	0:08.81 (Overall)
Top Speed [km/h] (Section)	63.8 (1400m)
Race State	Finished



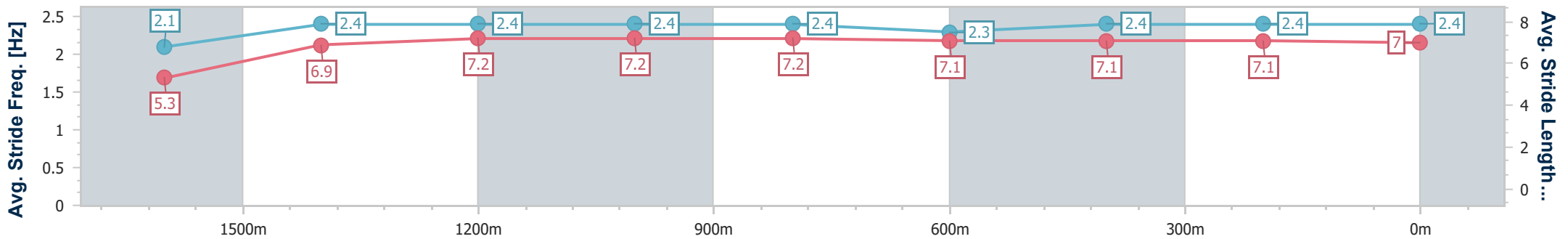
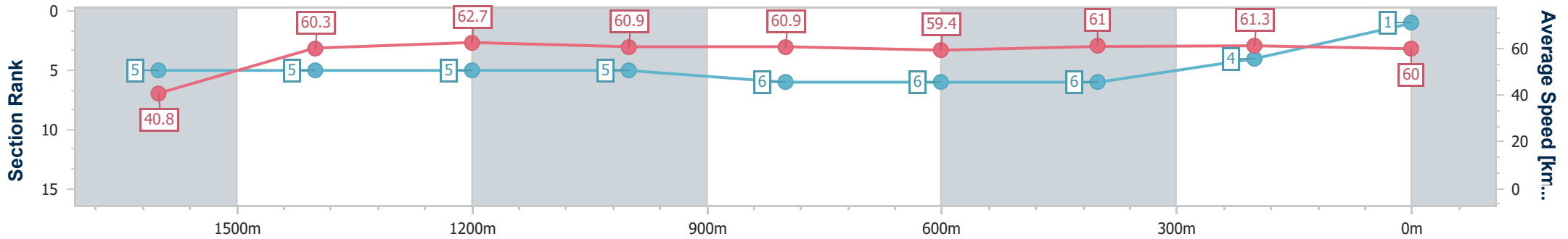
Ipswich QLD Professional
Race 8: IPSWICH CITY BULLS FC BENCHMARK 62 Handicap - 1700m



18 November 2022 - 17:59

Track Rating: Good 3, Weather: Fine, Rail Position: +7m 1600m-1100m; +9m Remainder.

Section	Overall	1600m	1400m	1200m	1000m	800m	600m	400m	200m			
Section Times	1:43.51 [1] (0:08.81)	1:34.70 [5] (0:11.94)	1:22.76 [5] (0:11.50)	1:11.26 [5] (0:11.84)	0:59.42 [5] (0:11.77)	0:47.65 [6] (0:12.05)	0:35.60 [6] (0:11.82)	0:23.78 [6] (0:11.76)	0:12.02 [4] (0:12.02)			
Average Speed [km/h]	40.8	60.3	62.7	60.9	60.9	59.4	61.0	61.3	60.0			
Top Speed [km/h]	56.5	62.3	63.8	62.6	62.5	60.8	62.9	63.1	61.8			
Avg. Dist. to Rail [m]	1.5	0.8	0.7	0.4	1.4	1.2	0.6	0.6	0.4			
Avg. Stride Freq. [Hz]	2.1	2.4	2.4	2.4	2.4	2.3	2.4	2.4	2.4			
Avg. Stride Length [m]	5.3	6.9	7.2	7.2	7.2	7.1	7.1	7.1	7.0			



- [] Ranking at each section and finish
- .-.- No data available at this section
- NA No data available



Horse/Jockey Name	Komata
Final Rank	2
Fastest Section Time (Section)	0:09.06 (Overall)
Top Speed [km/h] (Section)	65.3 (1000m)
Race State	Finished



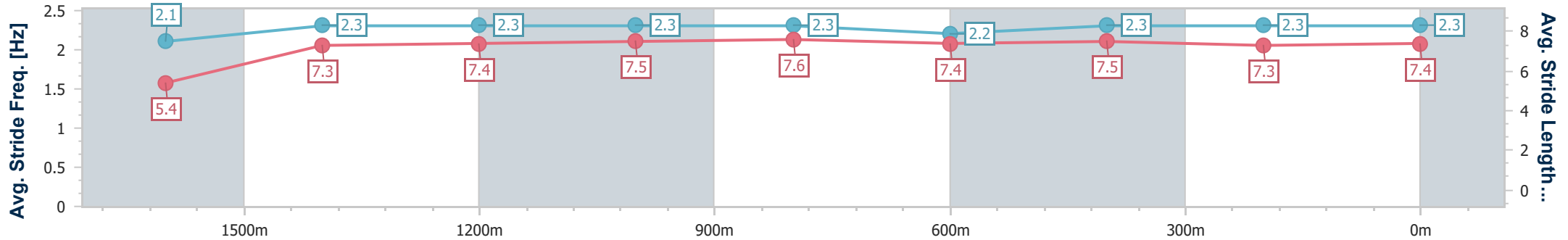
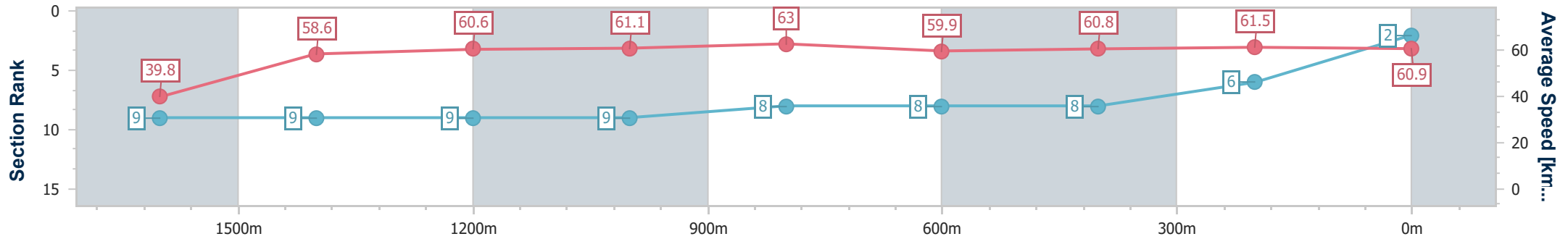
Ipswich QLD Professional
Race 8: IPSWICH CITY BULLS FC BENCHMARK 62 Handicap - 1700m



18 November 2022 - 17:59

Track Rating: Good 3, Weather: Fine, Rail Position: +7m 1600m-1100m; +9m Remainder.

Section	Overall	1600m	1400m	1200m	1000m	800m	600m	400m	200m			
Section Times	1:43.56 [2] (0:09.06)	1:34.50 [9] (0:12.31)	1:22.19 [9] (0:11.96)	1:10.23 [9] (0:11.75)	0:58.48 [9] (0:11.34)	0:47.14 [8] (0:11.93)	0:35.21 [8] (0:11.77)	0:23.44 [8] (0:11.61)	0:11.83 [6] (0:11.83)			
Average Speed [km/h]	39.8	58.6	60.6	61.1	63.0	59.9	60.8	61.5	60.9			
Top Speed [km/h]	55.1	61.3	62.6	63.8	65.3	63.4	63.0	63.7	62.5			
Avg. Dist. to Rail [m]	5.0	1.2	1.3	0.6	2.1	2.3	1.4	1.5	1.0			
Avg. Stride Freq. [Hz]	2.1	2.3	2.3	2.3	2.3	2.2	2.3	2.3	2.3			
Avg. Stride Length [m]	5.4	7.3	7.4	7.5	7.6	7.4	7.5	7.3	7.4			



- [] Ranking at each section and finish
- .-.- No data available at this section
- NA No data available



Horse/Jockey Name	Vandangle
Final Rank	3
Fastest Section Time (Section)	0:08.66 (Overall)
Top Speed [km/h] (Section)	63.7 (1400m)
Race State	Finished



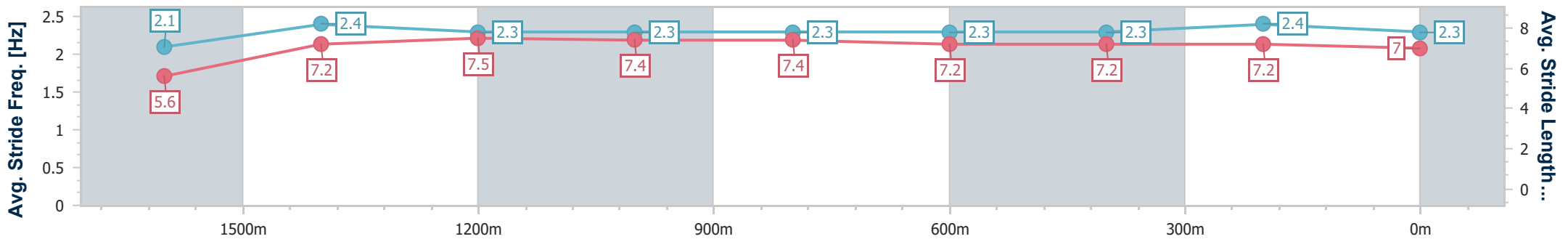
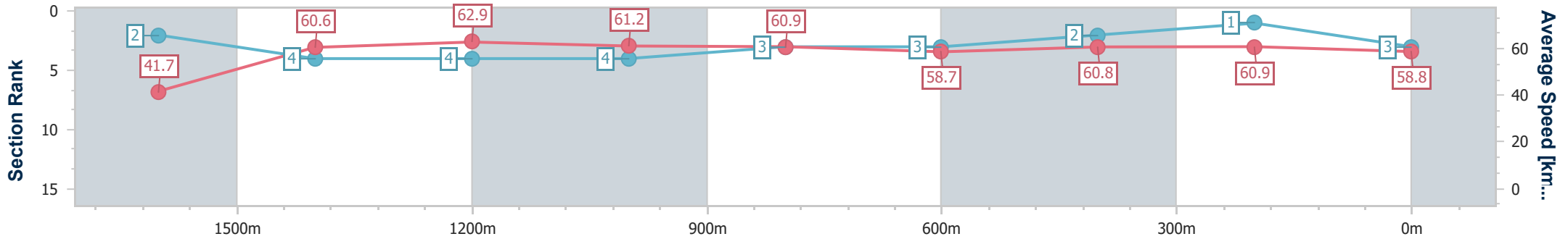
Ipswich QLD Professional
Race 8: IPSWICH CITY BULLS FC BENCHMARK 62 Handicap - 1700m



18 November 2022 - 17:59

Track Rating: Good 3, Weather: Fine, Rail Position: +7m 1600m-1100m; +9m Remainder.

Section	Overall	1600m	1400m	1200m	1000m	800m	600m	400m	200m
Section Times	1:43.57 [3] (0:08.66)	1:34.91 [2] (0:11.89)	1:23.02 [4] (0:11.50)	1:11.52 [4] (0:11.71)	0:59.81 [4] (0:11.73)	0:48.08 [3] (0:12.11)	0:35.97 [3] (0:11.83)	0:24.14 [2] (0:11.92)	0:12.22 [1] (0:12.22)
Average Speed [km/h]	41.7	60.6	62.9	61.2	60.9	58.7	60.8	60.9	58.8
Top Speed [km/h]	56.4	63.1	63.7	63.1	61.5	59.8	61.7	61.4	60.5
Avg. Dist. to Rail [m]	0.3	1.1	0.9	1.1	3.0	2.9	1.2	1.6	2.2
Avg. Stride Freq. [Hz]	2.1	2.4	2.3	2.3	2.3	2.3	2.3	2.4	2.3
Avg. Stride Length [m]	5.6	7.2	7.5	7.4	7.4	7.2	7.2	7.2	7.0



- [] Ranking at each section and finish
- .-.- No data available at this section
- NA No data available



Horse/Jockey Name	Daintree Diva
Final Rank	4
Fastest Section Time (Section)	0:08.73 (Overall)
Top Speed [km/h] (Section)	63.9 (1000m)
Race State	Finished



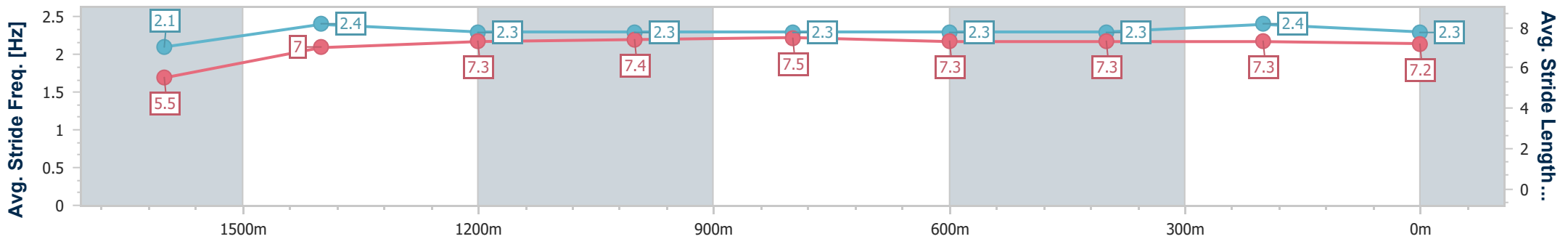
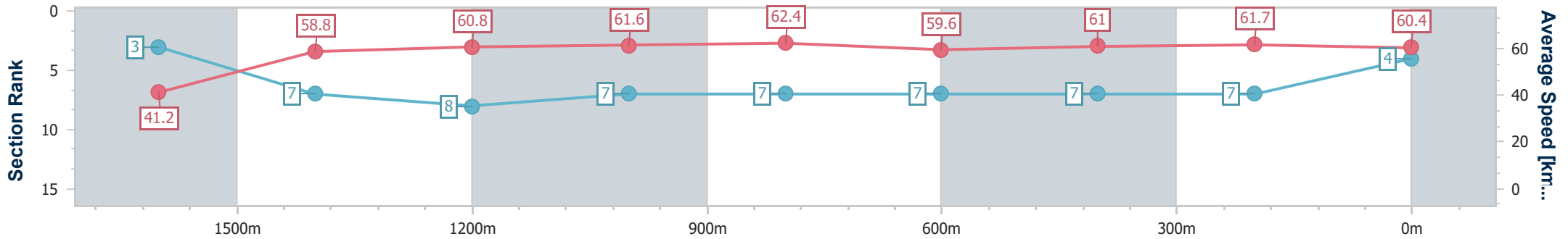
Ipswich QLD Professional
 Race 8: IPSWICH CITY BULLS FC BENCHMARK 62 Handicap - 1700m



18 November 2022 - 17:59

Track Rating: Good 3, Weather: Fine, Rail Position: +7m 1600m-1100m; +9m Remainder.

Section	Overall	1600m	1400m	1200m	1000m	800m	600m	400m	200m				
Section Times	1:43.60 [4] (0:08.73)	1:34.87 [3] (0:12.30)	1:22.57 [7] (0:11.90)	1:10.67 [8] (0:11.69)	0:58.98 [7] (0:11.50)	0:47.48 [7] (0:12.04)	0:35.44 [7] (0:11.82)	0:23.62 [7] (0:11.70)	0:11.92 [7] (0:11.92)				
Average Speed [km/h]	41.2	58.8	60.8	61.6	62.4	59.6	61.0	61.7	60.4				
Top Speed [km/h]	57.1	60.7	63.2	62.9	63.9	62.4	62.2	63.3	61.7				
Avg. Dist. to Rail [m]	6.4	2.1	1.5	0.3	1.1	0.7	0.3	0.4	0.9				
Avg. Stride Freq. [Hz]	2.1	2.4	2.3	2.3	2.3	2.3	2.3	2.4	2.3				
Avg. Stride Length [m]	5.5	7.0	7.3	7.4	7.5	7.3	7.3	7.3	7.2				



- [] Ranking at each section and finish
- .-.- No data available at this section
- NA No data available



Horse/Jockey Name	Chasing Jackley
Final Rank	5
Fastest Section Time (Section)	0:08.89 (Overall)
Top Speed [km/h] (Section)	64.6 (1600m)
Race State	Finished



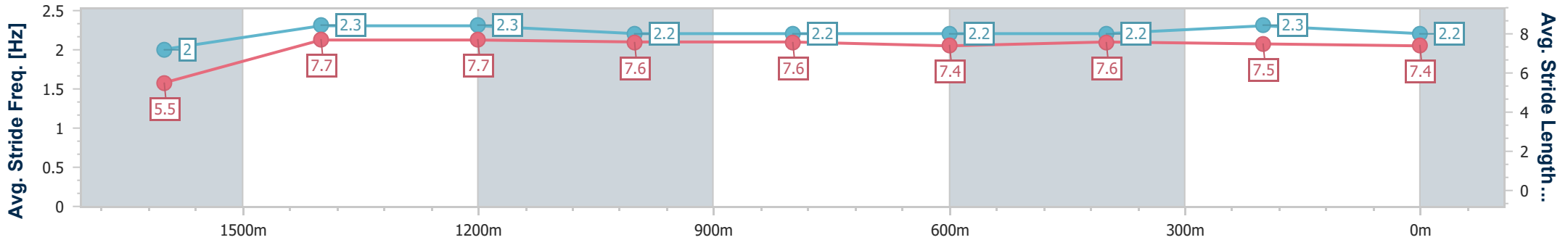
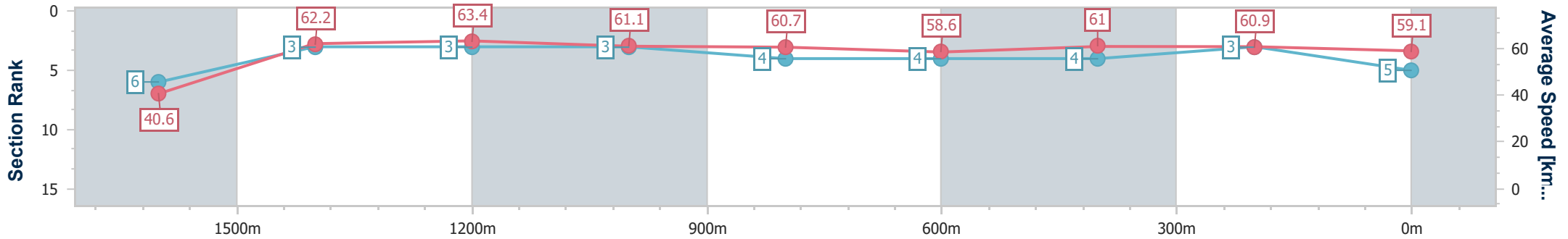
Ipswich QLD Professional
Race 8: IPSWICH CITY BULLS FC BENCHMARK 62 Handicap - 1700m



18 November 2022 - 17:59

Track Rating: Good 3, Weather: Fine, Rail Position: +7m 1600m-1100m; +9m Remainder.

Section	Overall	1600m	1400m	1200m	1000m	800m	600m	400m	200m			
Section Times	1:43.62 [5] (0:08.89)	1:34.73 [6] (0:11.58)	1:23.15 [3] (0:11.37)	1:11.78 [3] (0:11.78)	1:00.00 [3] (0:11.85)	0:48.15 [4] (0:12.27)	0:35.88 [4] (0:11.85)	0:24.03 [4] (0:11.87)	0:12.16 [3] (0:12.16)			
Average Speed [km/h]	40.6	62.2	63.4	61.1	60.7	58.6	61.0	60.9	59.1			
Top Speed [km/h]	57.6	64.6	64.2	62.3	61.5	59.8	61.7	61.9	60.5			
Avg. Dist. to Rail [m]	3.9	1.2	0.9	0.4	0.4	0.3	0.7	1.2	2.2			
Avg. Stride Freq. [Hz]	2.0	2.3	2.3	2.2	2.2	2.2	2.2	2.3	2.2			
Avg. Stride Length [m]	5.5	7.7	7.7	7.6	7.6	7.4	7.6	7.5	7.4			



- [] Ranking at each section and finish
- .-.- No data available at this section
- NA No data available



Horse/Jockey Name	Class Of Royalty
Final Rank	6
Fastest Section Time (Section)	0:08.60 (Overall)
Top Speed [km/h] (Section)	66.2 (1400m)
Race State	Finished



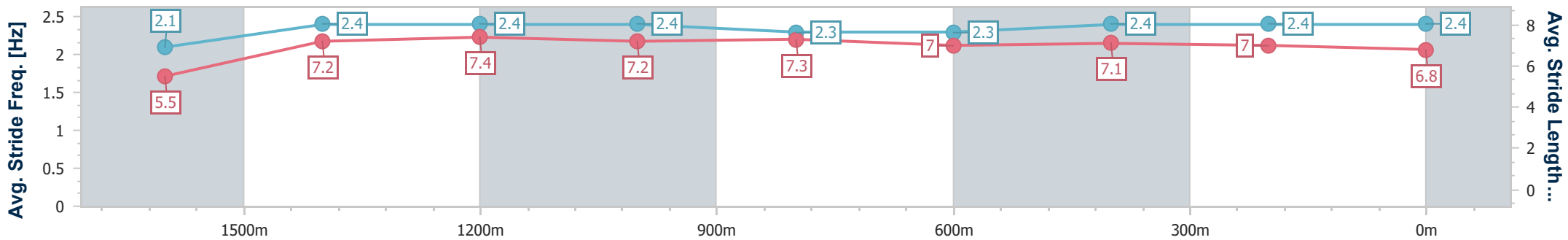
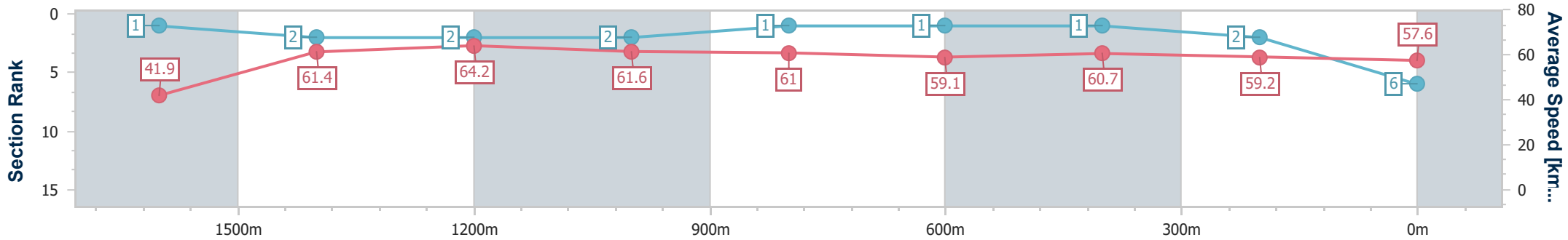
Ipswich QLD Professional
 Race 8: IPSWICH CITY BULLS FC BENCHMARK 62 Handicap - 1700m



18 November 2022 - 17:59

Track Rating: Good 3, Weather: Fine, Rail Position: +7m 1600m-1100m; +9m Remainder.

Section	Overall	1600m	1400m	1200m	1000m	800m	600m	400m	200m			
Section Times	1:43.91 [6] (0:08.60)	1:35.31 [1] (0:11.78)	1:23.53 [2] (0:11.31)	1:12.22 [2] (0:11.75)	1:00.47 [2] (0:11.80)	0:48.67 [1] (0:12.16)	0:36.51 [1] (0:11.85)	0:24.66 [1] (0:12.17)	0:12.49 [2] (0:12.49)			
Average Speed [km/h]	41.9	61.4	64.2	61.6	61.0	59.1	60.7	59.2	57.6			
Top Speed [km/h]	56.5	64.1	66.2	65.0	62.2	60.1	61.5	60.3	59.3			
Avg. Dist. to Rail [m]	4.5	1.8	2.4	1.3	0.8	0.6	0.3	0.1	0.7			
Avg. Stride Freq. [Hz]	2.1	2.4	2.4	2.4	2.3	2.3	2.4	2.4	2.4			
Avg. Stride Length [m]	5.5	7.2	7.4	7.2	7.3	7.0	7.1	7.0	6.8			



- [] Ranking at each section and finish
- .-.- No data available at this section
- NA No data available



Horse/Jockey Name	Elizano
Final Rank	7
Fastest Section Time (Section)	0:08.94 (Overall)
Top Speed [km/h] (Section)	64.8 (1200m)
Race State	Finished



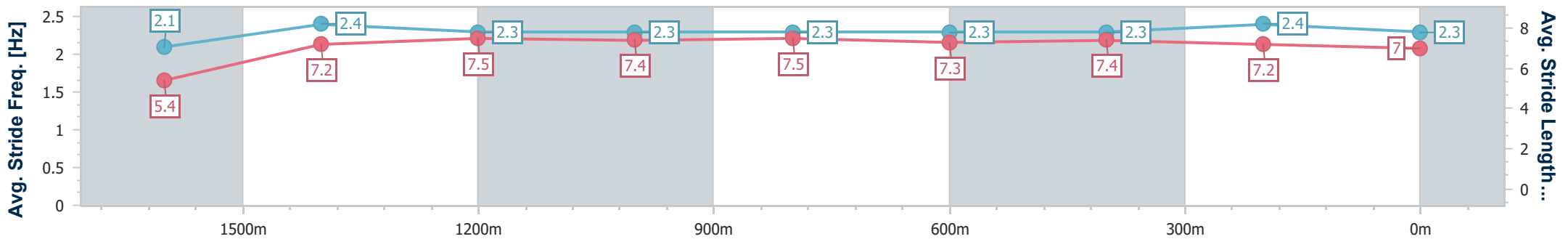
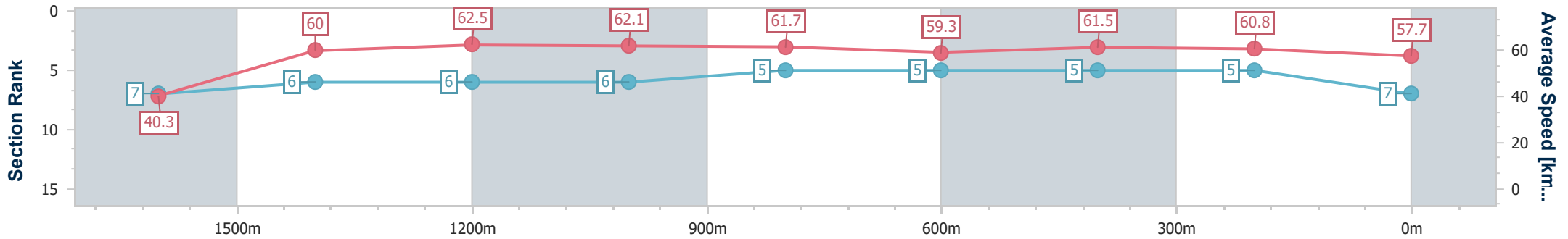
Ipswich QLD Professional
Race 8: IPSWICH CITY BULLS FC BENCHMARK 62 Handicap - 1700m



18 November 2022 - 17:59

Track Rating: Good 3, Weather: Fine, Rail Position: +7m 1600m-1100m; +9m Remainder.

Section	Overall	1600m	1400m	1200m	1000m	800m	600m	400m	200m			
Section Times	1:43.99 [7] (0:08.94)	1:35.05 [7] (0:12.01)	1:23.04 [6] (0:11.62)	1:11.42 [6] (0:11.57)	0:59.85 [6] (0:11.60)	0:48.25 [5] (0:12.06)	0:36.19 [5] (0:11.76)	0:24.43 [5] (0:11.96)	0:12.47 [5] (0:12.47)			
Average Speed [km/h]	40.3	60.0	62.5	62.1	61.7	59.3	61.5	60.8	57.7			
Top Speed [km/h]	56.6	61.8	64.0	64.8	63.2	60.6	62.8	62.5	59.8			
Avg. Dist. to Rail [m]	3.4	1.7	2.0	0.5	2.0	1.7	0.8	3.4	4.4			
Avg. Stride Freq. [Hz]	2.1	2.4	2.3	2.3	2.3	2.3	2.3	2.4	2.3			
Avg. Stride Length [m]	5.4	7.2	7.5	7.4	7.5	7.3	7.4	7.2	7.0			



- [] Ranking at each section and finish
- .-.- No data available at this section
- NA No data available



Horse/Jockey Name	Spurious
Final Rank	8
Fastest Section Time (Section)	0:09.33 (Overall)
Top Speed [km/h] (Section)	64.6 (1000m)
Race State	Finished



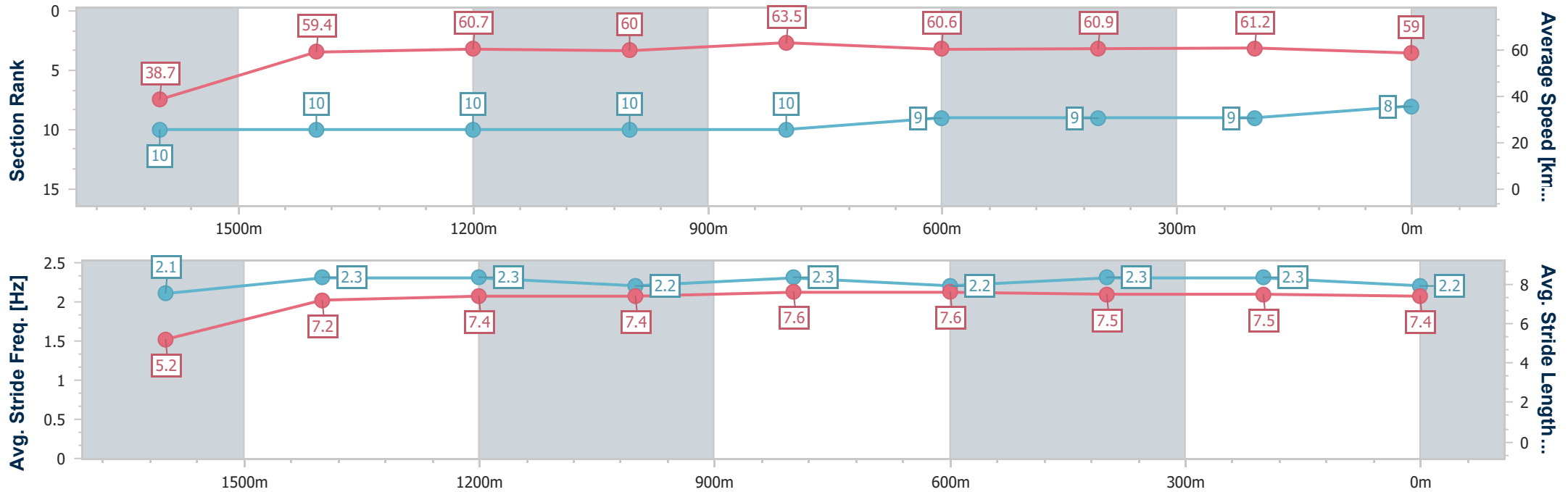
Ipswich QLD Professional
Race 8: IPSWICH CITY BULLS FC BENCHMARK 62 Handicap - 1700m



18 November 2022 - 17:59

Track Rating: Good 3, Weather: Fine, Rail Position: +7m 1600m-1100m; +9m Remainder.

Section	Overall	1600m	1400m	1200m	1000m	800m	600m	400m	200m				
Section Times	1:44.14 [8] (0:09.33)	1:34.81 [10] (0:12.12)	1:22.69 [10] (0:11.87)	1:10.82 [10] (0:11.95)	0:58.87 [10] (0:11.28)	0:47.59 [10] (0:11.83)	0:35.76 [9] (0:11.81)	0:23.95 [9] (0:11.75)	0:12.20 [9] (0:12.20)				
Average Speed [km/h]	38.7	59.4	60.7	60.0	63.5	60.6	60.9	61.2	59.0				
Top Speed [km/h]	55.9	61.4	62.2	62.2	64.6	63.8	62.2	62.5	61.5				
Avg. Dist. to Rail [m]	6.9	1.0	0.7	1.5	1.5	1.0	0.3	1.2	3.0				
Avg. Stride Freq. [Hz]	2.1	2.3	2.3	2.2	2.3	2.2	2.3	2.3	2.2				
Avg. Stride Length [m]	5.2	7.2	7.4	7.4	7.6	7.6	7.5	7.5	7.4				



- [] Ranking at each section and finish
- .-.- No data available at this section
- NA No data available



Horse/Jockey Name	Okalani
Final Rank	9
Fastest Section Time (Section)	0:08.80 (Overall)
Top Speed [km/h] (Section)	65.5 (1600m)
Race State	Finished



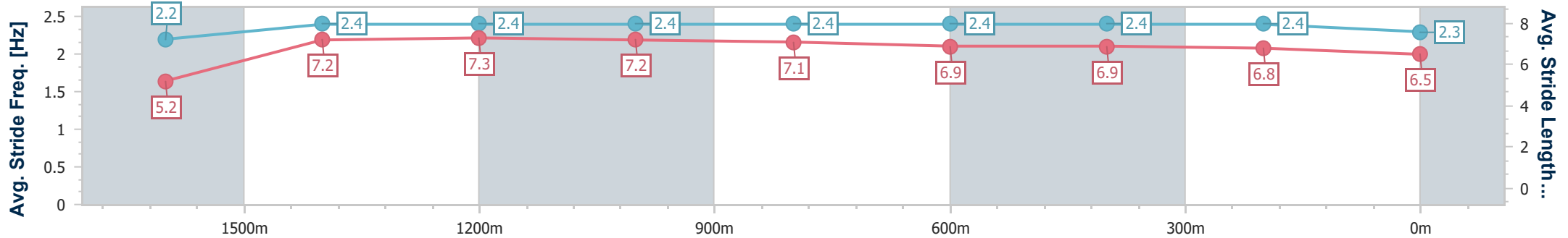
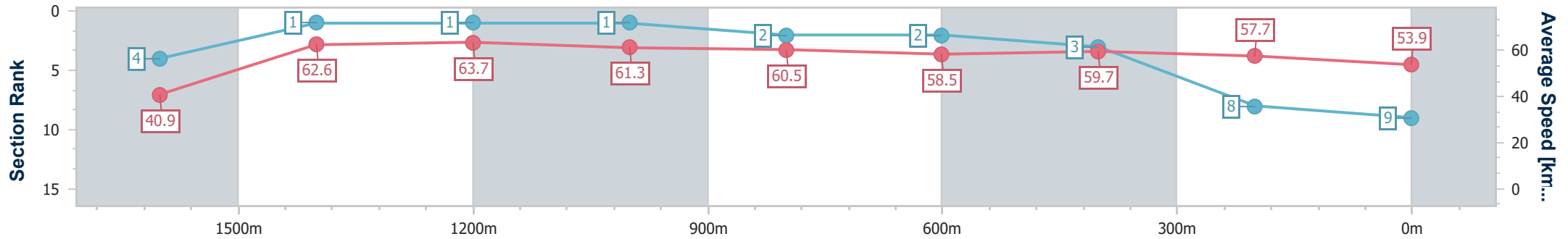
Ipswich QLD Professional
Race 8: IPSWICH CITY BULLS FC BENCHMARK 62 Handicap - 1700m



18 November 2022 - 17:59

Track Rating: Good 3, Weather: Fine, Rail Position: +7m 1600m-1100m; +9m Remainder.

Section	Overall	1600m	1400m	1200m	1000m	800m	600m	400m	200m				
Section Times	1:45.33 [9] (0:08.80)	1:36.53 [4] (0:11.55)	1:24.98 [1] (0:11.36)	1:13.62 [1] (0:11.78)	1:01.84 [1] (0:11.88)	0:49.96 [2] (0:12.23)	0:37.73 [2] (0:11.97)	0:25.76 [3] (0:12.40)	0:13.36 [8] (0:13.36)				
Average Speed [km/h]	40.9	62.6	63.7	61.3	60.5	58.5	59.7	57.7	53.9				
Top Speed [km/h]	57.7	65.5	65.3	64.1	61.8	59.3	60.9	59.1	57.0				
Avg. Dist. to Rail [m]	7.3	3.6	1.7	0.7	0.8	1.4	1.9	1.7	0.5				
Avg. Stride Freq. [Hz]	2.2	2.4	2.4	2.4	2.4	2.4	2.4	2.4	2.3				
Avg. Stride Length [m]	5.2	7.2	7.3	7.2	7.1	6.9	6.9	6.8	6.5				



- [] Ranking at each section and finish
- .-.- No data available at this section
- NA No data available



Horse/Jockey Name	East Esplanade
Final Rank	10
Fastest Section Time (Section)	0:08.98 (Overall)
Top Speed [km/h] (Section)	62.1 (1000m)
Race State	Finished



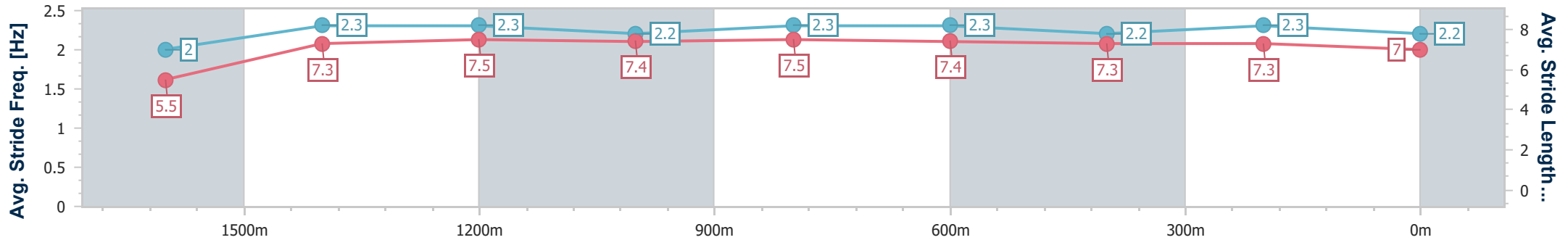
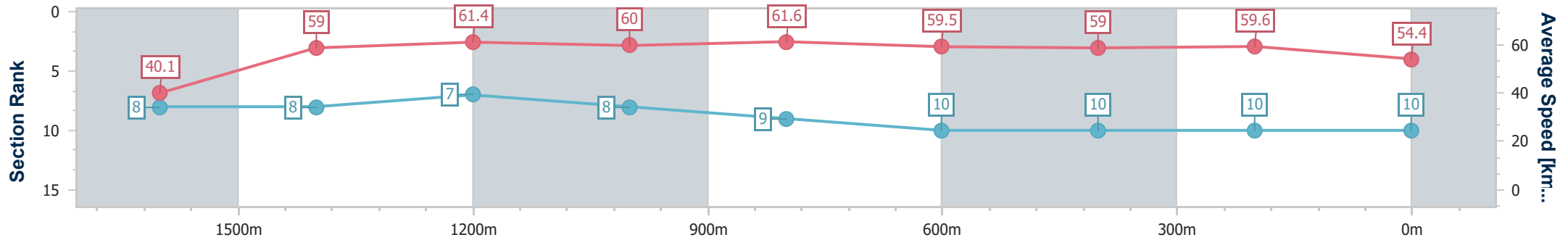
Ipswich QLD Professional
 Race 8: IPSWICH CITY BULLS FC BENCHMARK 62 Handicap - 1700m



18 November 2022 - 17:59

Track Rating: Good 3, Weather: Fine, Rail Position: +7m 1600m-1100m; +9m Remainder.

Section	Overall	1600m	1400m	1200m	1000m	800m	600m	400m	200m
Section Times	1:45.92 [10] (0:08.98)	1:36.94 [8] (0:12.19)	1:24.75 [8] (0:11.68)	1:13.07 [7] (0:11.98)	1:01.09 [8] (0:11.63)	0:49.46 [9] (0:12.04)	0:37.42 [10] (0:12.15)	0:25.27 [10] (0:12.04)	0:13.23 [10] (0:13.23)
Average Speed [km/h]	40.1	59.0	61.4	60.0	61.6	59.5	59.0	59.6	54.4
Top Speed [km/h]	56.7	59.9	62.0	61.1	62.1	61.3	60.4	60.2	58.6
Avg. Dist. to Rail [m]	1.3	1.9	0.9	0.5	1.8	1.6	0.4	0.6	0.5
Avg. Stride Freq. [Hz]	2.0	2.3	2.3	2.2	2.3	2.3	2.2	2.3	2.2
Avg. Stride Length [m]	5.5	7.3	7.5	7.4	7.5	7.4	7.3	7.3	7.0



- [] Ranking at each section and finish
- .-.- No data available at this section
- NA No data available