



Toowoomba QLD Professional

Race 4: SUBZERO AIRCONDITIONING BENCHMARK 70 Handicap - 1300m

19 November 2022 - 18:20



Track Rating: Good 3 , Weather: Fine, Rail Position: +5m Entire Course

Section												Last 600m	
Field Times		Overall	1200m	1000m	800m	600m	400m						0:35.66
		1:18.14 (0:08.18)	1:09.96 (0:11.22)	0:58.74 (0:11.63)	0:47.11 (0:11.45)	0:35.66 (0:11.73)	0:23.93 (0:11.86)						
Rank	TAB	Horse/Jockey	Barrier	Top Speed [km/h]	Fastest Section	Overall	1200m	1000m	800m	600m	400m	Last 600m	Distance Travelled [m]
1	6	EELLOH Matthew Powell	3	64.5	0:08.18	1:18.14 [1] (0:08.18)	1:09.96 [1] (0:11.39)	0:58.57 [2] (0:11.82)	0:46.75 [2] (0:11.62)	0:35.13 [2] (0:11.59)	0:23.54 [2] (0:11.64)	0:35.13	
2	4	WOLFF BOSS Jake Molloy	4	64.5	0:08.37	1:18.27 [2] (0:08.37)	1:09.90 [2] (0:11.38)	0:58.52 [3] (0:11.85)	0:46.67 [4] (0:11.68)	0:34.99 [4] (0:11.60)	0:23.39 [3] (0:11.63)	0:34.99	+1
3	3	VINASTA Nick Keal	2	65.9	0:08.49	1:18.29 [3] (0:08.49)	1:09.80 [4] (0:11.28)	0:58.52 [4] (0:11.80)	0:46.72 [3] (0:11.66)	0:35.06 [3] (0:11.69)	0:23.37 [4] (0:11.58)	0:35.06	-4
4	1	HOSTAGE OF WAR Billie-Rose Andrew	1	67.0	0:08.37	1:18.40 [4] (0:08.37)	1:10.03 [3] (0:11.03)	0:59.00 [1] (0:11.63)	0:47.37 [1] (0:11.45)	0:35.92 [1] (0:11.73)	0:24.19 [1] (0:11.86)	0:35.92	+0
5	7	KIKI COCO Kenji Yoshida	7	66.9	0:08.70	1:18.49 [5] (0:08.70)	1:09.79 [5] (0:11.34)	0:58.45 [5] (0:11.78)	0:46.67 [5] (0:11.60)	0:35.07 [5] (0:11.60)	0:23.47 [5] (0:11.61)	0:35.07	+1
6	5	HARRYANDTHETIGER Nathan Fazackerley	6	66.1	0:08.82	1:18.76 [6] (0:08.82)	1:09.94 [6] (0:11.28)	0:58.66 [7] (0:11.84)	0:46.82 [7] (0:11.57)	0:35.25 [7] (0:11.72)	0:23.53 [7] (0:11.66)	0:35.25	+3
7	2	KAPPY CINO Emma MacPherson	5	68.4	0:08.84	1:18.94 [7] (0:08.84)	1:10.10 [7] (0:11.21)	0:58.89 [6] (0:11.81)	0:47.08 [6] (0:11.61)	0:35.47 [6] (0:11.73)	0:23.74 [6] (0:11.73)	0:35.47	-3



Toowoomba QLD Professional

Race 4: SUBZERO AIRCONDITIONING BENCHMARK 70 Handicap - 1300m

19 November 2022 - 18:20



Track Rating: Good 3 , Weather: Fine, Rail Position: +5m Entire Course

Section				200m				Last 600m	
Field Times				0:12.07 (0:12.07)				0:35.66	
Rank	TAB	Horse/Jockey	Barrier	Top Speed [km/h]	Fastest Section				Distance Travelled [m]
1	6	EELLOH Matthew Powell	3	64.5 1200m	0:08.18 Overall	0:11.90 [2] (0:11.90)		0:35.13	
2	4	WOLFF BOSS Jake Molloy	4	64.5 1200m	0:08.37 Overall	0:11.76 [3] (0:11.76)		0:34.99	+1
3	3	VINASTA Nick Keal	2	65.9 1200m	0:08.49 Overall	0:11.79 [4] (0:11.79)		0:35.06	-4
4	1	HOSTAGE OF WAR Billie-Rose Andrew	1	67.0 1200m	0:08.37 Overall	0:12.33 [1] (0:12.33)		0:35.92	+0
5	7	KIKI COCO Kenji Yoshida	7	66.9 1200m	0:08.70 Overall	0:11.86 [5] (0:11.86)		0:35.07	+1
6	5	HARRYANDTHETIGER Nathan Fazackerley	6	66.1 1200m	0:08.82 Overall	0:11.87 [6] (0:11.87)		0:35.25	+3
7	2	KAPPY CINO Emma MacPherson	5	68.4 1200m	0:08.84 Overall	0:12.01 [7] (0:12.01)		0:35.47	-3



Horse/Jockey Name	Eelloh
Final Rank	1
Fastest Section Time (Section)	0:08.18 (Overall)
Top Speed [km/h] (Section)	64.5 (1200m)
Race State	Finished



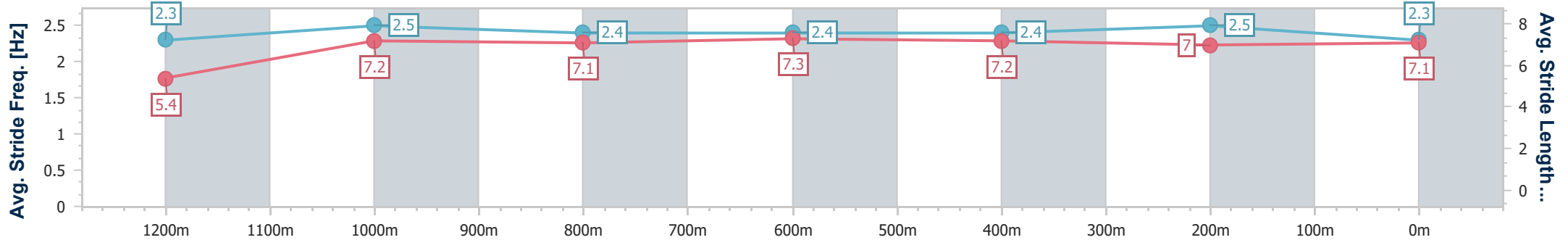
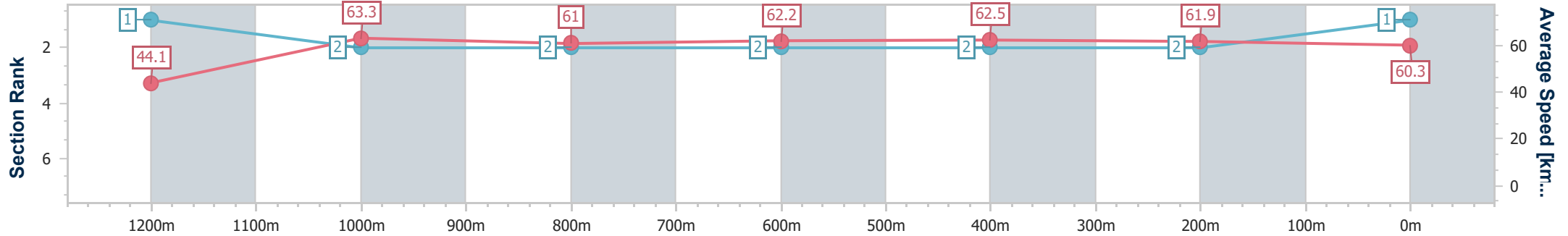
Toowoomba QLD Professional
Race 4: SUBZERO AIRCONDITIONING BENCHMARK 70
Handicap - 1300m



19 November 2022 - 18:20

Track Rating: Good 3 , Weather: Fine, Rail Position: +5m Entire Course

Section	Overall	1200m	1000m	800m	600m	400m	200m
Section Times	1:18.14 [1] (0:08.18)	1:09.96 [1] (0:11.39)	0:58.57 [2] (0:11.82)	0:46.75 [2] (0:11.62)	0:35.13 [2] (0:11.59)	0:23.54 [2] (0:11.64)	0:11.90 [2] (0:11.90)
Average Speed [km/h]	44.1	63.3	61.0	62.2	62.5	61.9	60.3
Top Speed [km/h]	63.0	64.5	63.3	63.3	64.2	62.6	62.2
Avg. Dist. to Rail [m]	1.3	0.6	0.6	1.3	1.0	0.8	0.7
Avg. Stride Freq. [Hz]	2.3	2.5	2.4	2.4	2.4	2.5	2.3
Avg. Stride Length [m]	5.4	7.2	7.1	7.3	7.2	7.0	7.1



- [] Ranking at each section and finish
- .-.- No data available at this section
- NA No data available



Horse/Jockey Name	Wolff Boss
Final Rank	2
Fastest Section Time (Section)	0:08.37 (Overall)
Top Speed [km/h] (Section)	64.5 (1200m)
Race State	Finished



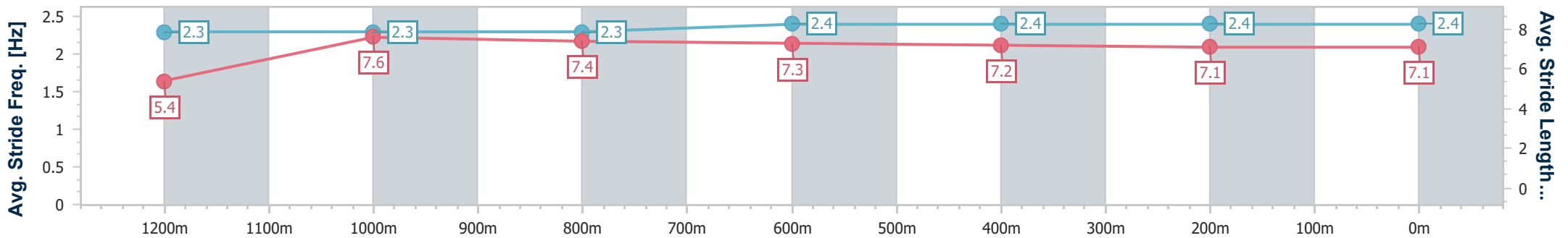
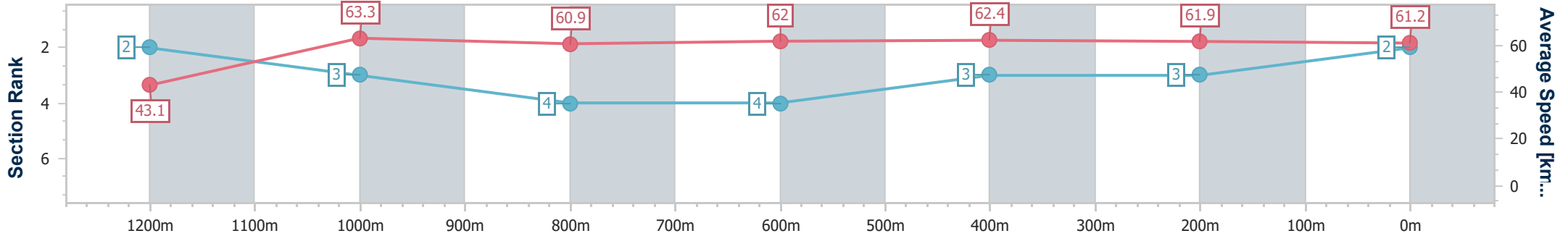
Toowoomba QLD Professional
Race 4: SUBZERO AIRCONDITIONING BENCHMARK 70
Handicap - 1300m



19 November 2022 - 18:20

Track Rating: Good 3 , Weather: Fine, Rail Position: +5m Entire Course

Section	Overall	1200m	1000m	800m	600m	400m	200m
Section Times	1:18.27 [2] (0:08.37)	1:09.90 [2] (0:11.38)	0:58.52 [3] (0:11.85)	0:46.67 [4] (0:11.68)	0:34.99 [4] (0:11.60)	0:23.39 [3] (0:11.63)	0:11.76 [3] (0:11.76)
Average Speed [km/h]	43.1	63.3	60.9	62.0	62.4	61.9	61.2
Top Speed [km/h]	62.1	64.5	62.7	64.4	63.9	63.7	64.1
Avg. Dist. to Rail [m]	2.6	0.6	0.4	1.7	1.2	0.6	1.6
Avg. Stride Freq. [Hz]	2.3	2.3	2.3	2.4	2.4	2.4	2.4
Avg. Stride Length [m]	5.4	7.6	7.4	7.3	7.2	7.1	7.1



- [] Ranking at each section and finish
- .-.- No data available at this section
- NA No data available



Horse/Jockey Name	Vinasta
Final Rank	3
Fastest Section Time (Section)	0:08.49 (Overall)
Top Speed [km/h] (Section)	65.9 (1200m)
Race State	Finished



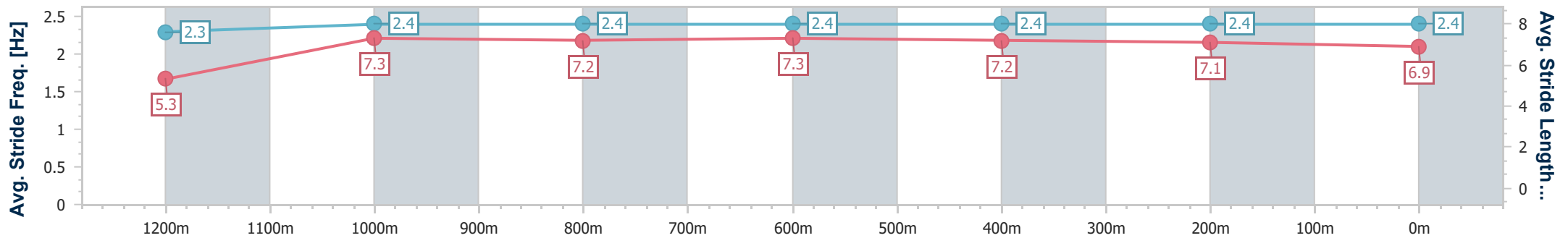
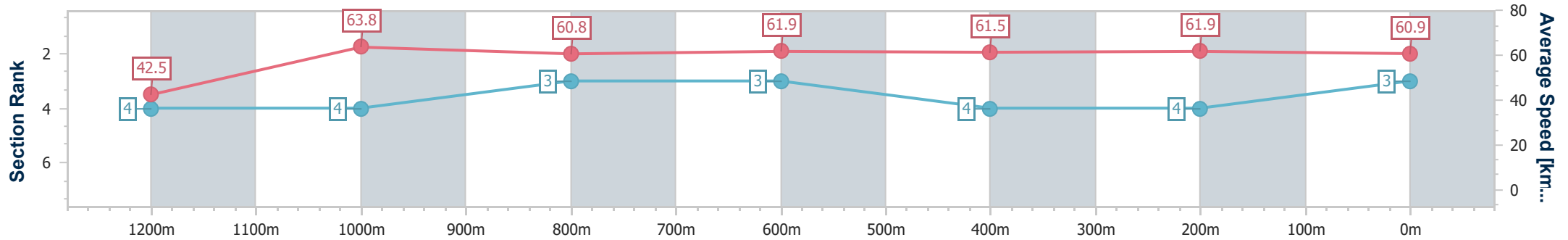
Toowoomba QLD Professional
Race 4: SUBZERO AIRCONDITIONING BENCHMARK 70
Handicap - 1300m



19 November 2022 - 18:20

Track Rating: Good 3 , Weather: Fine, Rail Position: +5m Entire Course

Section	Overall	1200m	1000m	800m	600m	400m	200m
Section Times	1:18.29 [3] (0:08.49)	1:09.80 [4] (0:11.28)	0:58.52 [4] (0:11.80)	0:46.72 [3] (0:11.66)	0:35.06 [3] (0:11.69)	0:23.37 [4] (0:11.58)	0:11.79 [4] (0:11.79)
Average Speed [km/h]	42.5	63.8	60.8	61.9	61.5	61.9	60.9
Top Speed [km/h]	60.5	65.9	63.1	63.7	63.0	65.2	63.0
Avg. Dist. to Rail [m]	1.0	1.8	1.0	0.7	0.4	1.0	0.2
Avg. Stride Freq. [Hz]	2.3	2.4	2.4	2.4	2.4	2.4	2.4
Avg. Stride Length [m]	5.3	7.3	7.2	7.3	7.2	7.1	6.9



- [] Ranking at each section and finish
- .-.- No data available at this section
- NA No data available



Horse/Jockey Name	Hostage Of War
Final Rank	4
Fastest Section Time (Section)	0:08.37 (Overall)
Top Speed [km/h] (Section)	67.0 (1200m)
Race State	Finished



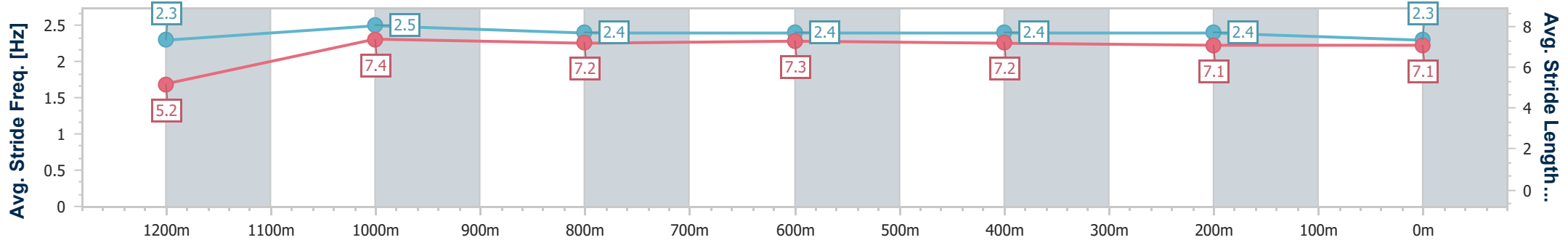
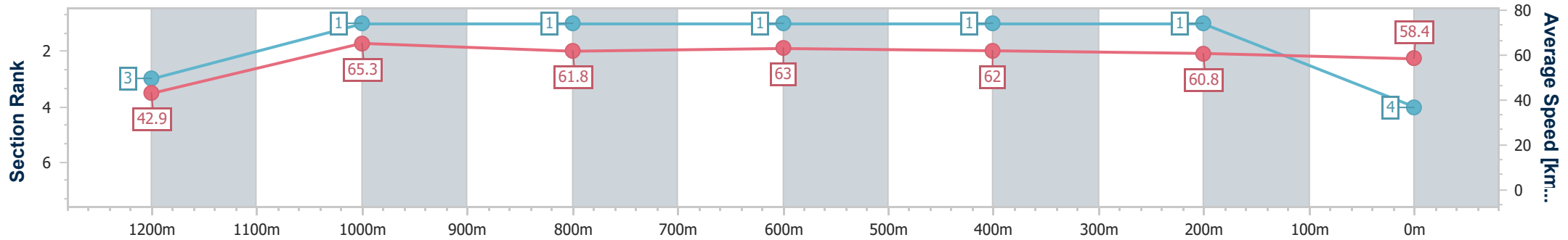
Toowoomba QLD Professional
Race 4: SUBZERO AIRCONDITIONING BENCHMARK 70
Handicap - 1300m



19 November 2022 - 18:20

Track Rating: Good 3 , Weather: Fine, Rail Position: +5m Entire Course

Section	Overall	1200m	1000m	800m	600m	400m	200m
Section Times	1:18.40 [4] (0:08.37)	1:10.03 [3] (0:11.03)	0:59.00 [1] (0:11.63)	0:47.37 [1] (0:11.45)	0:35.92 [1] (0:11.73)	0:24.19 [1] (0:11.86)	0:12.33 [1] (0:12.33)
Average Speed [km/h]	42.9	65.3	61.8	63.0	62.0	60.8	58.4
Top Speed [km/h]	64.0	67.0	63.4	63.8	63.1	62.1	59.7
Avg. Dist. to Rail [m]	3.4	3.1	1.2	1.0	1.6	0.9	1.7
Avg. Stride Freq. [Hz]	2.3	2.5	2.4	2.4	2.4	2.4	2.3
Avg. Stride Length [m]	5.2	7.4	7.2	7.3	7.2	7.1	7.1



- [] Ranking at each section and finish
- .-.- No data available at this section
- NA No data available



Horse/Jockey Name	Kiki Coco
Final Rank	5
Fastest Section Time (Section)	0:08.70 (Overall)
Top Speed [km/h] (Section)	66.9 (1200m)
Race State	Finished

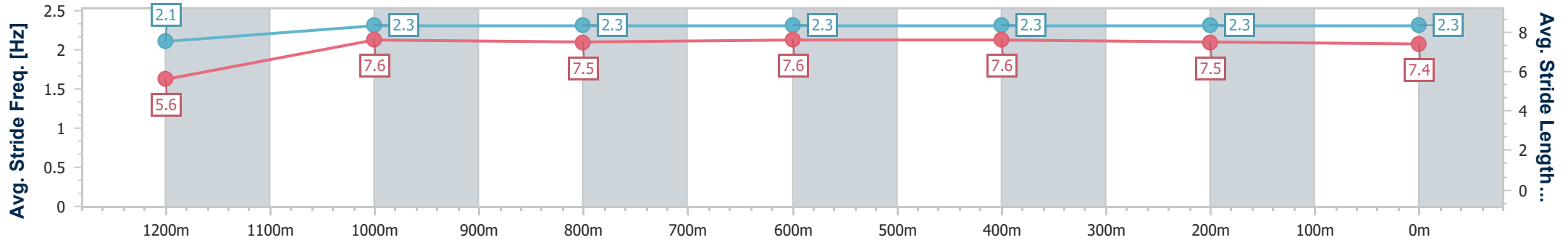
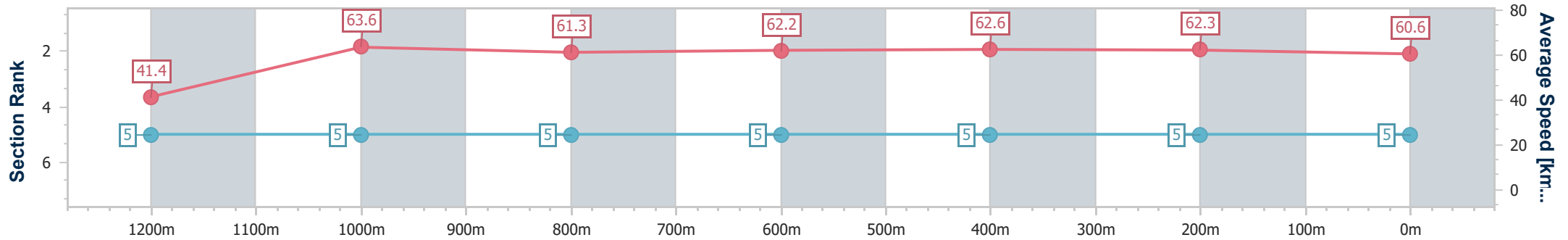


Toowoomba QLD Professional
 Race 4: SUBZERO AIRCONDITIONING BENCHMARK 70
 Handicap - 1300m



19 November 2022 - 18:20
 Track Rating: Good 3 , Weather: Fine, Rail Position: +5m Entire Course

Section	Overall	1200m	1000m	800m	600m	400m	200m
Section Times	1:18.49 [5] (0:08.70)	1:09.79 [5] (0:11.34)	0:58.45 [5] (0:11.78)	0:46.67 [5] (0:11.60)	0:35.07 [5] (0:11.60)	0:23.47 [5] (0:11.61)	0:11.86 [5] (0:11.86)
Average Speed [km/h]	41.4	63.6	61.3	62.2	62.6	62.3	60.6
Top Speed [km/h]	60.7	66.9	63.5	64.0	64.0	62.8	62.8
Avg. Dist. to Rail [m]	5.5	1.2	1.0	1.0	1.4	1.0	1.9
Avg. Stride Freq. [Hz]	2.1	2.3	2.3	2.3	2.3	2.3	2.3
Avg. Stride Length [m]	5.6	7.6	7.5	7.6	7.6	7.5	7.4



- [] Ranking at each section and finish
- .-.- No data available at this section
- NA No data available



Horse/Jockey Name	Harryandthetiger
Final Rank	6
Fastest Section Time (Section)	0:08.82 (Overall)
Top Speed [km/h] (Section)	66.1 (1200m)
Race State	Finished



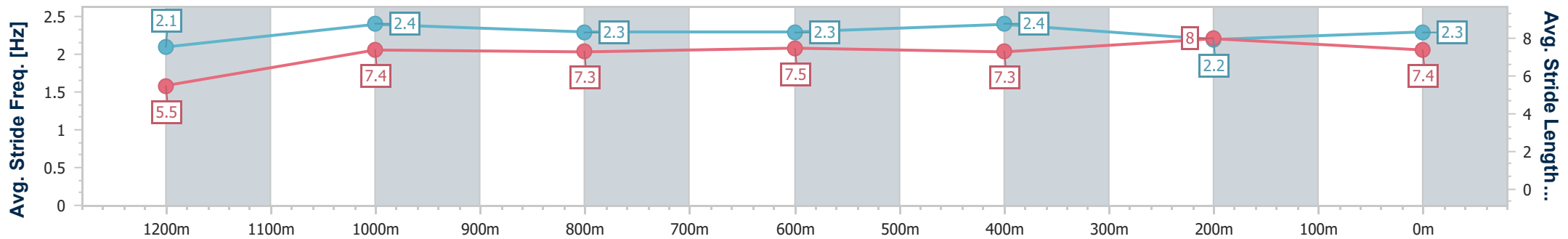
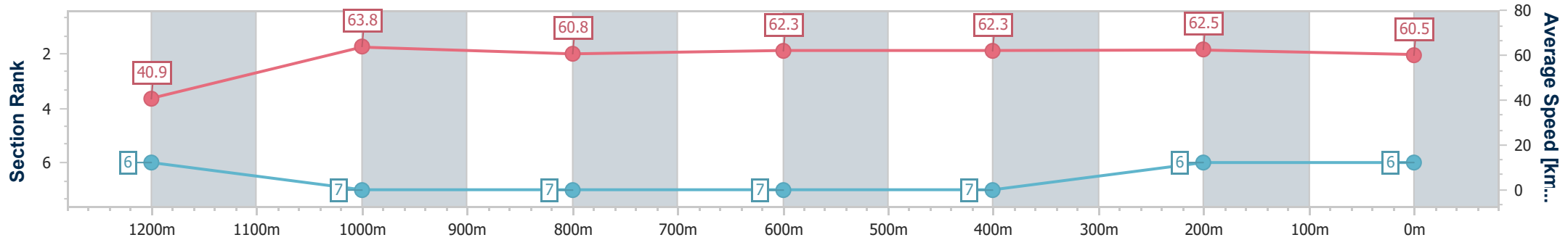
Toowoomba QLD Professional
Race 4: SUBZERO AIRCONDITIONING BENCHMARK 70
Handicap - 1300m



19 November 2022 - 18:20

Track Rating: Good 3 , Weather: Fine, Rail Position: +5m Entire Course

Section	Overall	1200m	1000m	800m	600m	400m	200m
Section Times	1:18.76 [6] (0:08.82)	1:09.94 [6] (0:11.28)	0:58.66 [7] (0:11.84)	0:46.82 [7] (0:11.57)	0:35.25 [7] (0:11.72)	0:23.53 [7] (0:11.66)	0:11.87 [6] (0:11.87)
Average Speed [km/h]	40.9	63.8	60.8	62.3	62.3	62.5	60.5
Top Speed [km/h]	61.9	66.1	61.8	64.3	63.6	63.4	61.9
Avg. Dist. to Rail [m]	2.8	2.1	0.6	0.9	2.6	3.6	3.9
Avg. Stride Freq. [Hz]	2.1	2.4	2.3	2.3	2.4	2.2	2.3
Avg. Stride Length [m]	5.5	7.4	7.3	7.5	7.3	8.0	7.4



- [] Ranking at each section and finish
- .-.- No data available at this section
- NA No data available



Horse/Jockey Name	Kappy Cino
Final Rank	7
Fastest Section Time (Section)	0:08.84 (Overall)
Top Speed [km/h] (Section)	68.4 (1200m)
Race State	Finished



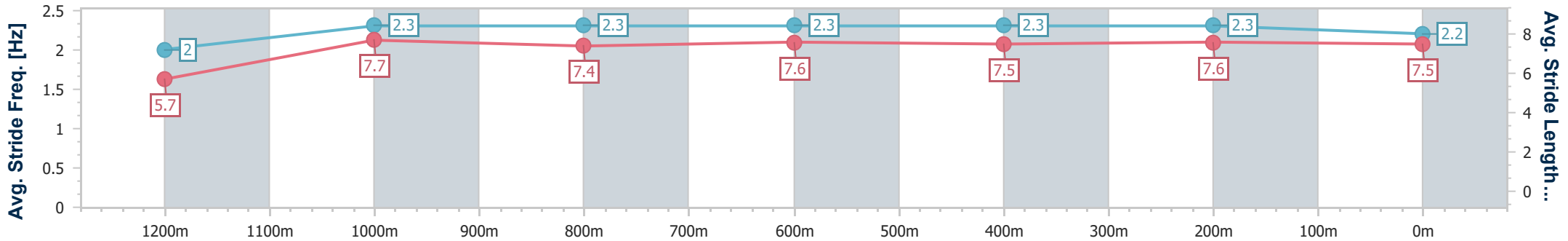
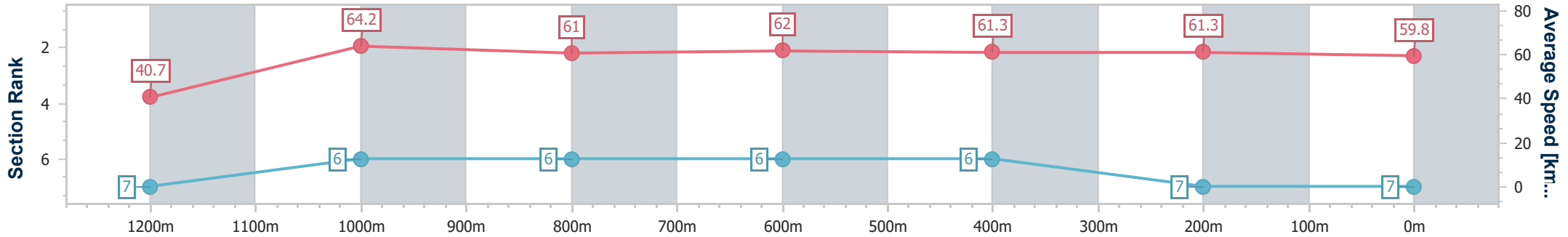
Toowoomba QLD Professional
Race 4: SUBZERO AIRCONDITIONING BENCHMARK 70
Handicap - 1300m



19 November 2022 - 18:20

Track Rating: Good 3 , Weather: Fine, Rail Position: +5m Entire Course

Section	Overall	1200m	1000m	800m	600m	400m	200m						
Section Times	1:18.94 [7] (0:08.84)	1:10.10 [7] (0:11.21)	0:58.89 [6] (0:11.81)	0:47.08 [6] (0:11.61)	0:35.47 [6] (0:11.73)	0:23.74 [6] (0:11.73)	0:12.01 [7] (0:12.01)						
Average Speed [km/h]	40.7	64.2	61.0	62.0	61.3	61.3	59.8						
Top Speed [km/h]	60.3	68.4	62.9	63.4	62.0	62.9	61.4						
Avg. Dist. to Rail [m]	4.2	1.3	0.6	0.3	0.4	0.7	0.9						
Avg. Stride Freq. [Hz]	2.0	2.3	2.3	2.3	2.3	2.3	2.2						
Avg. Stride Length [m]	5.7	7.7	7.4	7.6	7.5	7.6	7.5						



- [] Ranking at each section and finish
- .-.- No data available at this section
- NA No data available