



Toowoomba QLD Professional
Race 4: RDO EQUIPMENT CP 770 COTTON PICKER BENCHMARK 68
Handicap - 1850m
03 December 2022 - 19:00



Track Rating: Good 3, Weather: Fine, Rail Position: +3m Entire Course

Section														
Field Times	Overall	1600m	1400m	1200m	1000m	800m	600m	Last 600m						
	1:54.84 (0:17.53)	1:37.31 (0:10.86)	1:26.45 (0:11.30)	1:15.15 (0:11.88)	1:03.27 (0:12.71)	0:50.56 (0:12.44)	0:38.12 (0:12.43)	0:38.12						
Rank	TAB	Horse/Jockey	Barrier	Top Speed [km/h]	Fastest Section	Overall	1600m	1400m	1200m	1000m	800m	600m	Last 600m	Distance Travelled [m]
1	4	AMERICAN SAINT Jake Molloy	4	65.8	0:11.21	1:54.84 [1] (0:17.90)	1:36.94 [4] (0:11.21)	1:25.73 [4] (0:11.49)	1:14.24 [4] (0:12.09)	1:02.15 [4] (0:12.59)	0:49.56 [3] (0:12.23)	0:37.33 [3] (0:12.27)	0:37.33	
2	3	STEINBRENNER Nick Keal	2	65.5	0:11.09	1:55.13 [2] (0:18.21)	1:36.92 [5] (0:11.09)	1:25.83 [6] (0:11.55)	1:14.28 [6] (0:12.03)	1:02.25 [6] (0:12.59)	0:49.66 [5] (0:12.24)	0:37.42 [6] (0:12.44)	0:37.42	+0
3	2	BERNIE'S TIGER Isabella Rabjones	8	65.7	0:11.04	1:55.16 [3] (0:18.76)	1:36.40 [9] (0:11.04)	1:25.36 [9] (0:11.49)	1:13.87 [9] (0:12.16)	1:01.71 [9] (0:12.43)	0:49.28 [9] (0:12.16)	0:37.12 [9] (0:12.42)	0:37.12	+4
4	6	CHASING JACKLEY Danny Peisley	3	67.6	0:10.87	1:55.27 [4] (0:17.62)	1:37.65 [2] (0:10.87)	1:26.78 [2] (0:11.22)	1:15.56 [2] (0:11.86)	1:03.70 [1] (0:12.71)	0:50.99 [1] (0:12.44)	0:38.55 [1] (0:12.43)	0:38.55	-2
5	5	RUBY'S LAD Adin Thompson	1	65.4	0:11.14	1:55.35 [5] (0:18.50)	1:36.85 [7] (0:11.14)	1:25.71 [7] (0:11.41)	1:14.30 [7] (0:12.01)	1:02.29 [7] (0:12.56)	0:49.73 [7] (0:12.00)	0:37.73 [5] (0:12.30)	0:37.73	+6
6	7	THE DRILLER Nozi Tomizawa	9	66.1	0:11.03	1:55.76 [6] (0:18.55)	1:37.21 [8] (0:11.03)	1:26.18 [7] (0:11.46)	1:14.72 [8] (0:12.15)	1:02.57 [8] (0:12.52)	0:50.05 [8] (0:12.10)	0:37.95 [8] (0:12.29)	0:37.95	+8
7	9	CUTABRI Georgina Cartwright	10	67.2	0:10.86	1:56.58 [7] (0:17.53)	1:39.05 [1] (0:10.86)	1:28.19 [1] (0:11.30)	1:16.89 [1] (0:11.99)	1:04.90 [2] (0:12.77)	0:52.13 [2] (0:12.76)	0:39.37 [2] (0:12.64)	0:39.37	+8
8	8	EAST ESPLANADE Noriyuki Masuda	7	65.9	0:11.14	1:56.62 [8] (0:17.87)	1:38.75 [3] (0:11.14)	1:27.61 [3] (0:11.56)	1:16.05 [3] (0:12.08)	1:03.97 [3] (0:12.62)	0:51.35 [4] (0:12.30)	0:39.05 [4] (0:12.57)	0:39.05	+8
9	1	KUZCO LAD Emma MacPherson	5	66.7	0:10.96	1:56.69 [9] (0:18.26)	1:38.43 [6] (0:10.96)	1:27.47 [5] (0:11.48)	1:15.99 [5] (0:12.13)	1:03.86 [5] (0:12.68)	0:51.18 [6] (0:12.34)	0:38.84 [7] (0:12.45)	0:38.84	+6

Scratched: Itsallkay (#10)

[] Ranking at each section and finish
 -:-:- No data available at this section
 NA No data available

SCN Saddle cloth number
 DNF Did not finish
 DNT Did not track



Toowoomba QLD Professional
Race 4: RDO EQUIPMENT CP 770 COTTON PICKER BENCHMARK 68
Handicap - 1850m
03 December 2022 - 19:00



Track Rating: Good 3, Weather: Fine, Rail Position: +3m Entire Course

Section				400m	200m	Last 600m			
Field Times				0:25.69 (0:12.90)	0:12.79 (0:12.79)	0:38.12			
Rank	TAB	Horse/Jockey	Barrier	Top Speed [km/h]	Fastest Section	Distance Travelled [m]			
1	4	AMERICAN SAINT Jake Molloy	4	65.8 Overall	0:11.21 1600m	0:25.06 [2] (0:12.43)	0:12.63 [2] (0:12.63)	0:37.33	
2	3	STEINBRENNER Nick Keal	2	65.5 Overall	0:11.09 1600m	0:24.98 [6] (0:12.48)	0:12.50 [4] (0:12.50)	0:37.42	+0
3	2	BERNIE'S TIGER Isabella Rabjones	8	65.7 1600m	0:11.04 1600m	0:24.70 [9] (0:12.41)	0:12.29 [5] (0:12.29)	0:37.12	+4
4	6	CHASING JACKLEY Danny Peisley	3	67.6 Overall	0:10.87 1600m	0:26.12 [1] (0:12.90)	0:13.22 [1] (0:13.22)	0:38.55	-2
5	5	RUBY'S LAD Adin Thompson	1	65.4 1600m	0:11.14 1600m	0:25.43 [4] (0:12.71)	0:12.72 [3] (0:12.72)	0:37.73	+6
6	7	THE DRILLER Nozi Tomizawa	9	66.1 Overall	0:11.03 1600m	0:25.66 [7] (0:12.71)	0:12.95 [6] (0:12.95)	0:37.95	+8
7	9	CUTABRI Georgina Cartwright	10	67.2 Overall	0:10.86 1600m	0:26.73 [3] (0:13.16)	0:13.57 [7] (0:13.57)	0:39.37	+8
8	8	EAST ESPLANADE Noriyuki Masuda	7	65.9 1600m	0:11.14 1600m	0:26.48 [5] (0:13.17)	0:13.31 [8] (0:13.31)	0:39.05	+8
9	1	KUZCO LAD Emma MacPherson	5	66.7 1600m	0:10.96 1600m	0:26.39 [8] (0:13.06)	0:13.33 [9] (0:13.33)	0:38.84	+6

Scratched: Itsallkay (#10)

[] Ranking at each section and finish
 -:-:- No data available at this section
 NA No data available

SCN Saddle cloth number
 DNF Did not finish
 DNT Did not track



Horse/Jockey Name	American Saint
Final Rank	1
Fastest Section Time (Section)	0:11.21 (1600m)
Top Speed [km/h] (Section)	65.8 (Overall)
Race State	Finished



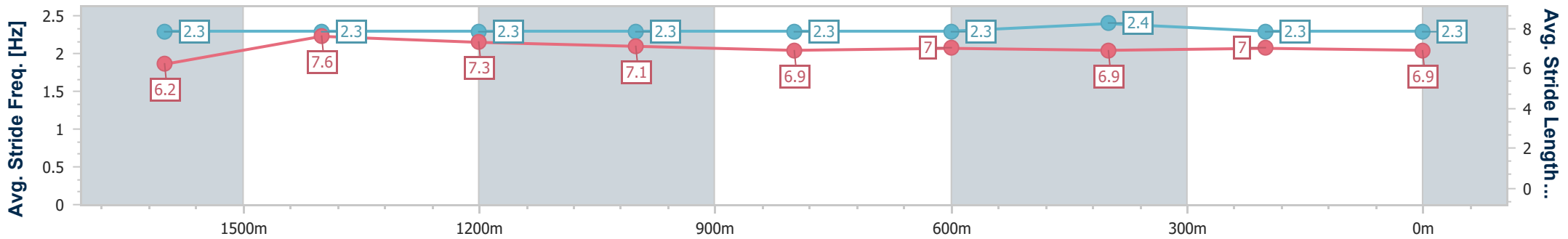
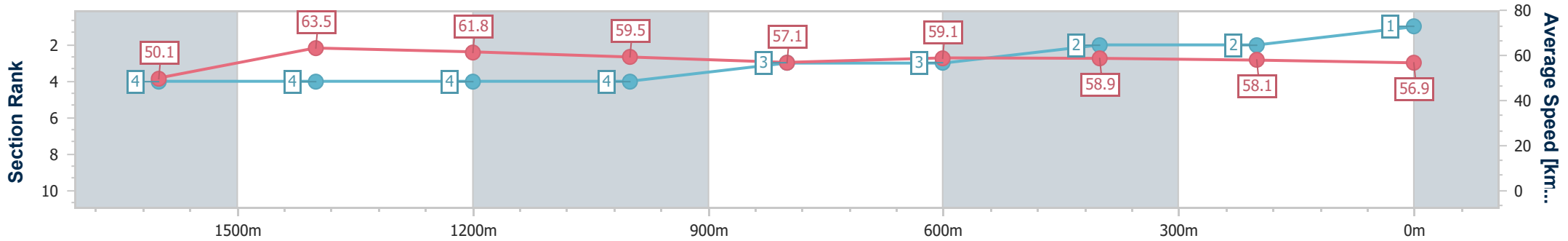
Toowoomba QLD Professional
 Race 4: RDO EQUIPMENT CP 770 COTTON PICKER
 BENCHMARK 68 Handicap - 1850m



03 December 2022 - 19:00

Track Rating: Good 3, Weather: Fine, Rail Position: +3m Entire Course

Section	Overall	1600m	1400m	1200m	1000m	800m	600m	400m	200m				
Section Times	1:54.84 [1] (0:17.90)	1:36.94 [4] (0:11.21)	1:25.73 [4] (0:11.49)	1:14.24 [4] (0:12.09)	1:02.15 [4] (0:12.59)	0:49.56 [3] (0:12.23)	0:37.33 [3] (0:12.27)	0:25.06 [2] (0:12.43)	0:12.63 [2] (0:12.63)				
Average Speed [km/h]	50.1	63.5	61.8	59.5	57.1	59.1	58.9	58.1	56.9				
Top Speed [km/h]	65.8	64.3	63.3	60.9	58.2	61.1	61.0	59.4	58.0				
Avg. Dist. to Rail [m]	4.2	3.4	2.4	0.9	0.3	1.1	0.9	1.3	2.7				
Avg. Stride Freq. [Hz]	2.3	2.3	2.3	2.3	2.3	2.3	2.4	2.3	2.3				
Avg. Stride Length [m]	6.2	7.6	7.3	7.1	6.9	7.0	6.9	7.0	6.9				



- [] Ranking at each section and finish
- .-.- No data available at this section
- NA No data available



Horse/Jockey Name	Steinbrenner
Final Rank	2
Fastest Section Time (Section)	0:11.09 (1600m)
Top Speed [km/h] (Section)	65.5 (Overall)
Race State	Finished



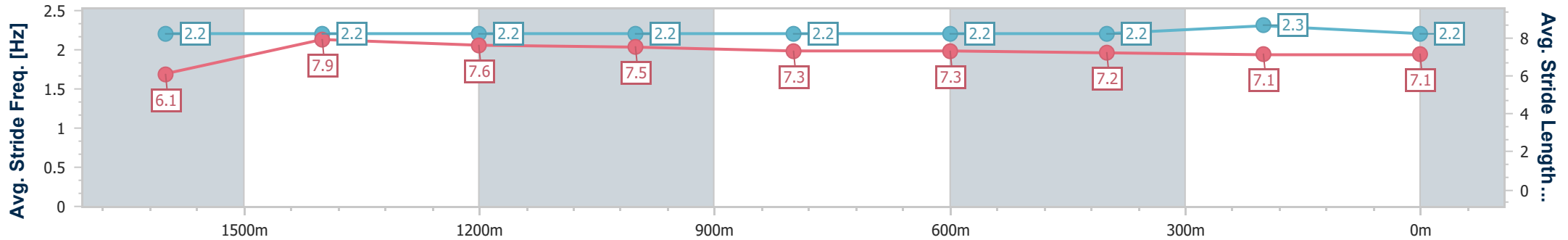
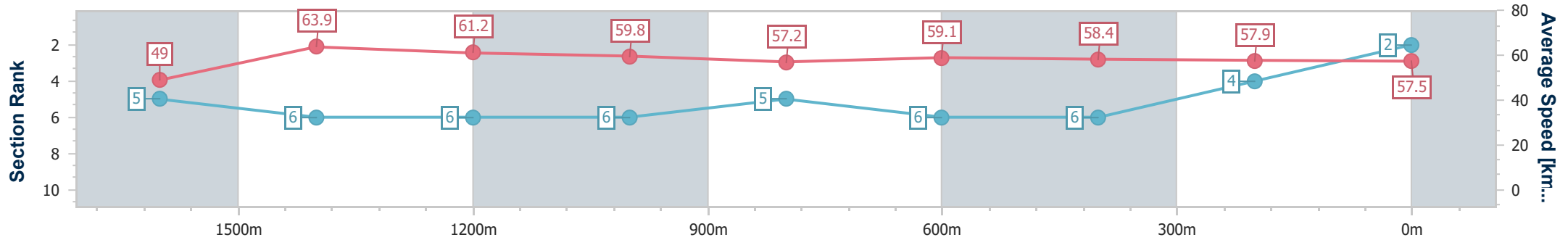
Toowoomba QLD Professional
Race 4: RDO EQUIPMENT CP 770 COTTON PICKER
BENCHMARK 68 Handicap - 1850m



03 December 2022 - 19:00

Track Rating: Good 3, Weather: Fine, Rail Position: +3m Entire Course

Section	Overall	1600m	1400m	1200m	1000m	800m	600m	400m	200m				
Section Times	1:55.13 [2] (0:18.21)	1:36.92 [5] (0:11.09)	1:25.83 [6] (0:11.55)	1:14.28 [6] (0:12.03)	1:02.25 [6] (0:12.59)	0:49.66 [5] (0:12.24)	0:37.42 [6] (0:12.44)	0:24.98 [6] (0:12.48)	0:12.50 [4] (0:12.50)				
Average Speed [km/h]	49.0	63.9	61.2	59.8	57.2	59.1	58.4	57.9	57.5				
Top Speed [km/h]	65.5	65.4	62.6	61.3	58.1	61.4	61.4	59.0	58.9				
Avg. Dist. to Rail [m]	3.7	4.4	2.9	0.5	0.5	2.0	1.4	1.3	3.8				
Avg. Stride Freq. [Hz]	2.2	2.2	2.2	2.2	2.2	2.2	2.2	2.3	2.2				
Avg. Stride Length [m]	6.1	7.9	7.6	7.5	7.3	7.3	7.2	7.1	7.1				



- [] Ranking at each section and finish
- .-.- No data available at this section
- NA No data available



Horse/Jockey Name	Bernie's Tiger
Final Rank	3
Fastest Section Time (Section)	0:11.04 (1600m)
Top Speed [km/h] (Section)	65.7 (1600m)
Race State	Finished



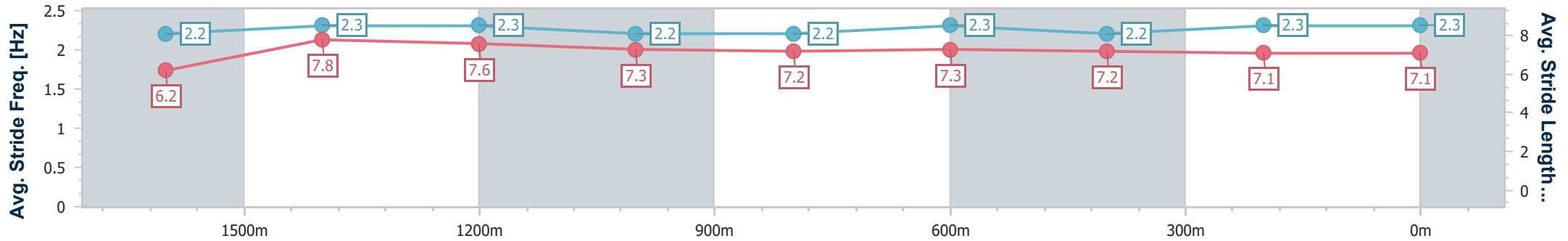
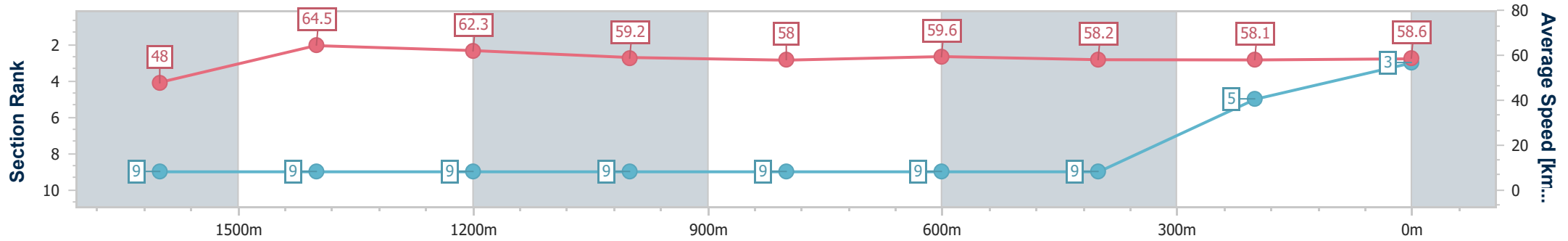
Toowoomba QLD Professional
Race 4: RDO EQUIPMENT CP 770 COTTON PICKER
BENCHMARK 68 Handicap - 1850m



03 December 2022 - 19:00

Track Rating: Good 3, Weather: Fine, Rail Position: +3m Entire Course

Section	Overall	1600m	1400m	1200m	1000m	800m	600m	400m	200m			
Section Times	1:55.16 [3] (0:18.76)	1:36.40 [9] (0:11.04)	1:25.36 [9] (0:11.49)	1:13.87 [9] (0:12.16)	1:01.71 [9] (0:12.43)	0:49.28 [9] (0:12.16)	0:37.12 [9] (0:12.42)	0:24.70 [9] (0:12.41)	0:12.29 [5] (0:12.29)			
Average Speed [km/h]	48.0	64.5	62.3	59.2	58.0	59.6	58.2	58.1	58.6			
Top Speed [km/h]	63.3	65.7	64.3	61.0	59.7	60.9	61.0	59.0	59.3			
Avg. Dist. to Rail [m]	5.3	3.2	0.8	0.5	0.4	2.1	0.8	1.6	5.1			
Avg. Stride Freq. [Hz]	2.2	2.3	2.3	2.2	2.2	2.3	2.2	2.3	2.3			
Avg. Stride Length [m]	6.2	7.8	7.6	7.3	7.2	7.3	7.2	7.1	7.1			



- [] Ranking at each section and finish
- .-.- No data available at this section
- NA No data available



Horse/Jockey Name	Chasing Jackley
Final Rank	4
Fastest Section Time (Section)	0:10.87 (1600m)
Top Speed [km/h] (Section)	67.6 (Overall)
Race State	Finished



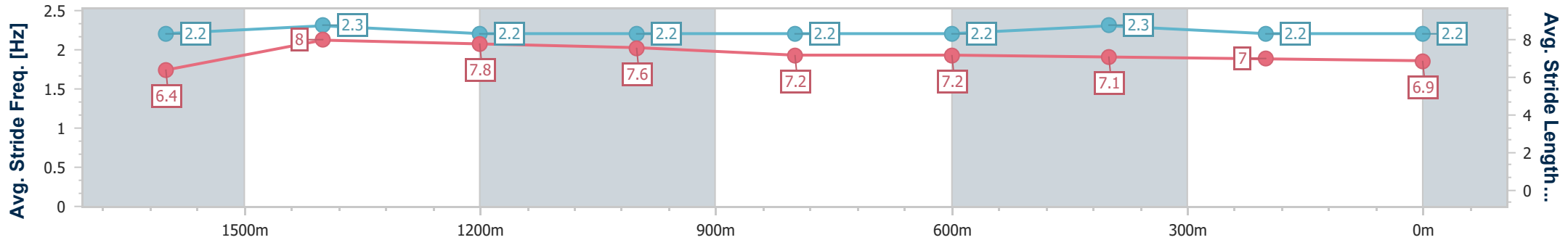
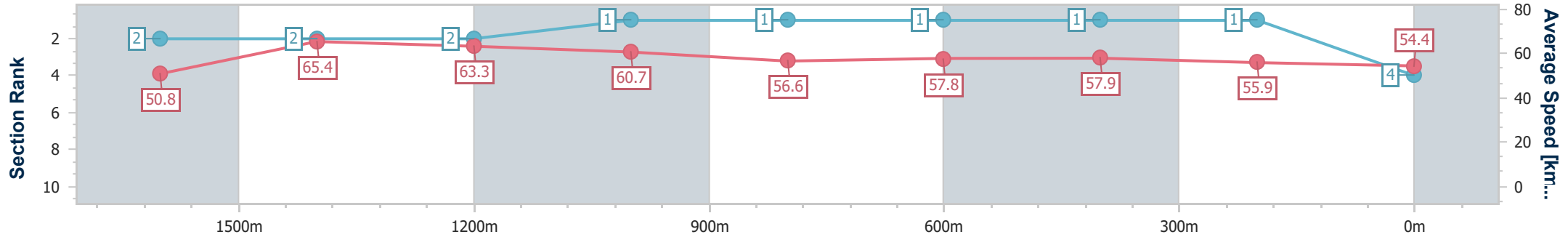
Toowoomba QLD Professional
 Race 4: RDO EQUIPMENT CP 770 COTTON PICKER
 BENCHMARK 68 Handicap - 1850m



03 December 2022 - 19:00

Track Rating: Good 3, Weather: Fine, Rail Position: +3m Entire Course

Section	Overall	1600m	1400m	1200m	1000m	800m	600m	400m	200m
Section Times	1:55.27 [4] (0:17.62)	1:37.65 [2] (0:10.87)	1:26.78 [2] (0:11.22)	1:15.56 [2] (0:11.86)	1:03.70 [1] (0:12.71)	0:50.99 [1] (0:12.44)	0:38.55 [1] (0:12.43)	0:26.12 [1] (0:12.90)	0:13.22 [1] (0:13.22)
Average Speed [km/h]	50.8	65.4	63.3	60.7	56.6	57.8	57.9	55.9	54.4
Top Speed [km/h]	67.6	67.3	66.0	62.4	58.6	59.1	59.1	57.0	56.3
Avg. Dist. to Rail [m]	4.8	3.3	2.0	0.3	0.2	0.2	0.3	0.9	2.1
Avg. Stride Freq. [Hz]	2.2	2.3	2.2	2.2	2.2	2.2	2.3	2.2	2.2
Avg. Stride Length [m]	6.4	8.0	7.8	7.6	7.2	7.2	7.1	7.0	6.9



- [] Ranking at each section and finish
- .-.- No data available at this section
- NA No data available



Horse/Jockey Name	Ruby's Lad
Final Rank	5
Fastest Section Time (Section)	0:11.14 (1600m)
Top Speed [km/h] (Section)	65.4 (1600m)
Race State	Finished



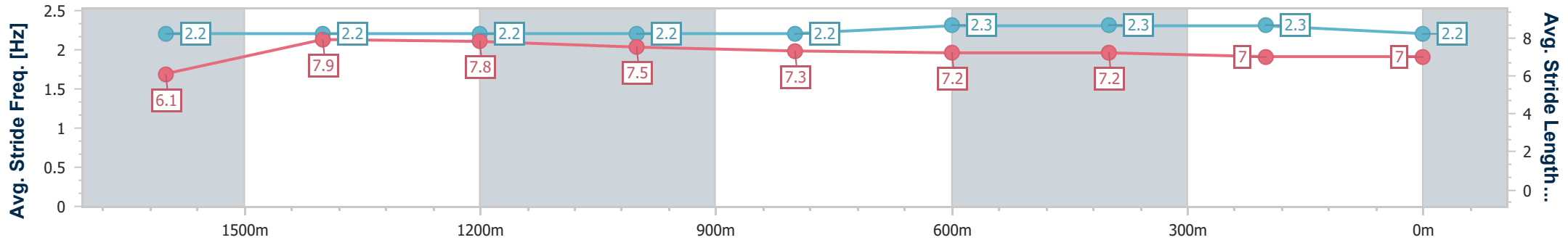
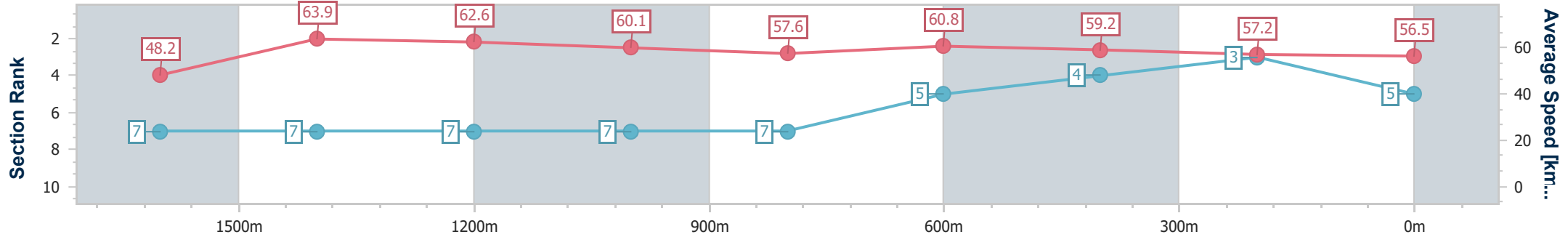
Toowoomba QLD Professional
 Race 4: RDO EQUIPMENT CP 770 COTTON PICKER
 BENCHMARK 68 Handicap - 1850m



03 December 2022 - 19:00

Track Rating: Good 3, Weather: Fine, Rail Position: +3m Entire Course

Section	Overall	1600m	1400m	1200m	1000m	800m	600m	400m	200m				
Section Times	1:55.35 [5] (0:18.50)	1:36.85 [7] (0:11.14)	1:25.71 [7] (0:11.41)	1:14.30 [7] (0:12.01)	1:02.29 [7] (0:12.56)	0:49.73 [7] (0:12.00)	0:37.73 [5] (0:12.30)	0:25.43 [4] (0:12.71)	0:12.72 [3] (0:12.72)				
Average Speed [km/h]	48.2	63.9	62.6	60.1	57.6	60.8	59.2	57.2	56.5				
Top Speed [km/h]	65.3	65.4	64.2	63.3	60.7	62.3	60.9	58.4	57.6				
Avg. Dist. to Rail [m]	3.8	3.2	1.2	1.5	1.5	3.6	2.5	3.0	3.9				
Avg. Stride Freq. [Hz]	2.2	2.2	2.2	2.2	2.2	2.3	2.3	2.3	2.2				
Avg. Stride Length [m]	6.1	7.9	7.8	7.5	7.3	7.2	7.2	7.0	7.0				



- [] Ranking at each section and finish
- .-.- No data available at this section
- NA No data available



Horse/Jockey Name	The Driller
Final Rank	6
Fastest Section Time (Section)	0:11.03 (1600m)
Top Speed [km/h] (Section)	66.1 (Overall)
Race State	Finished



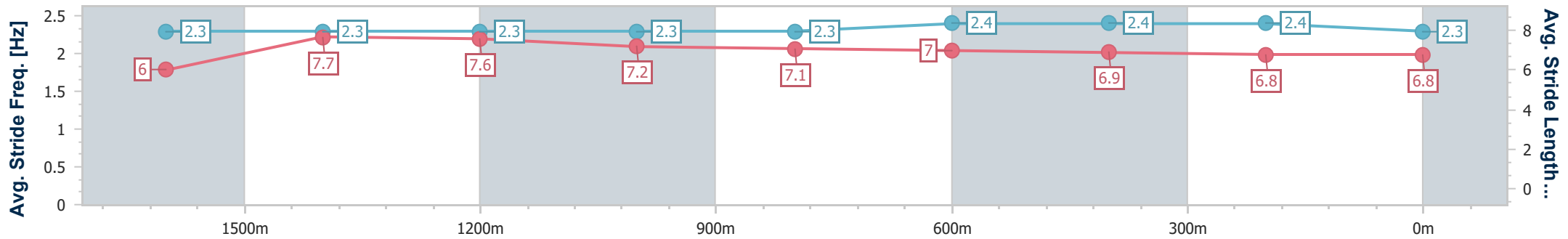
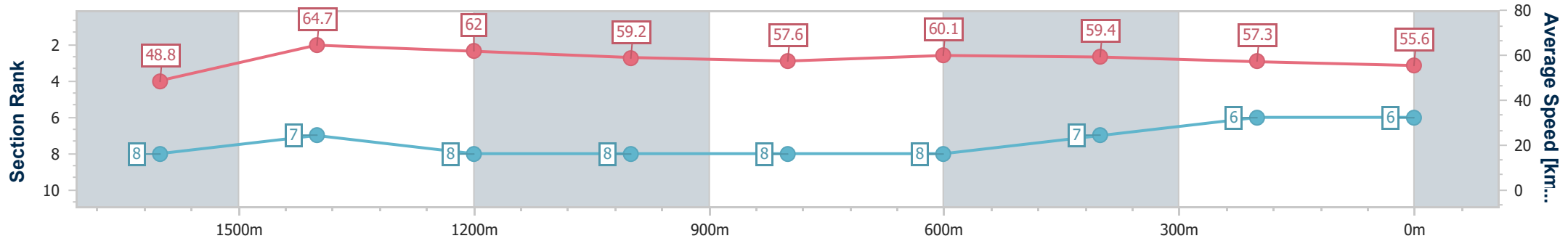
Toowoomba QLD Professional
 Race 4: RDO EQUIPMENT CP 770 COTTON PICKER
 BENCHMARK 68 Handicap - 1850m



03 December 2022 - 19:00

Track Rating: Good 3, Weather: Fine, Rail Position: +3m Entire Course

Section	Overall	1600m	1400m	1200m	1000m	800m	600m	400m	200m
Section Times	1:55.76 [6] (0:18.55)	1:37.21 [8] (0:11.03)	1:26.18 [7] (0:11.46)	1:14.72 [8] (0:12.15)	1:02.57 [8] (0:12.52)	0:50.05 [8] (0:12.10)	0:37.95 [8] (0:12.29)	0:25.66 [7] (0:12.71)	0:12.95 [6] (0:12.95)
Average Speed [km/h]	48.8	64.7	62.0	59.2	57.6	60.1	59.4	57.3	55.6
Top Speed [km/h]	66.1	65.9	62.9	62.6	59.3	61.1	61.1	58.7	58.2
Avg. Dist. to Rail [m]	5.7	2.6	2.3	0.6	0.5	2.7	2.7	3.9	6.1
Avg. Stride Freq. [Hz]	2.3	2.3	2.3	2.3	2.3	2.4	2.4	2.4	2.3
Avg. Stride Length [m]	6.0	7.7	7.6	7.2	7.1	7.0	6.9	6.8	6.8



- [] Ranking at each section and finish
- .-.- No data available at this section
- NA No data available



Horse/Jockey Name	Cutabri
Final Rank	7
Fastest Section Time (Section)	0:10.86 (1600m)
Top Speed [km/h] (Section)	67.2 (Overall)
Race State	Finished



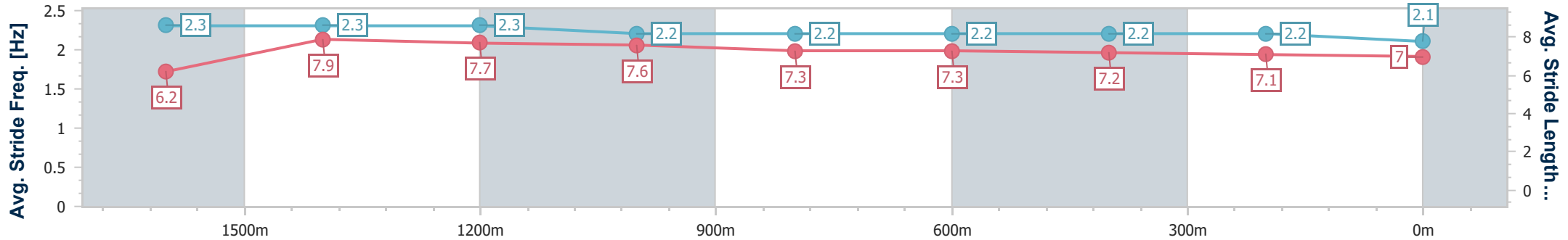
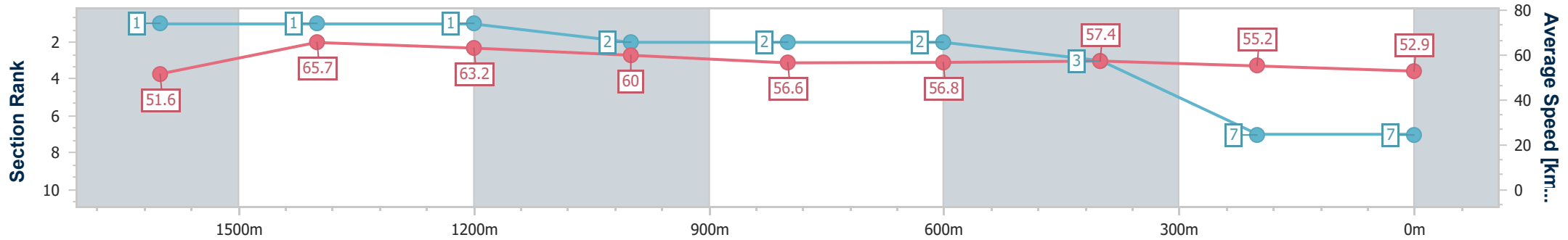
Toowoomba QLD Professional
 Race 4: RDO EQUIPMENT CP 770 COTTON PICKER
 BENCHMARK 68 Handicap - 1850m



03 December 2022 - 19:00

Track Rating: Good 3, Weather: Fine, Rail Position: +3m Entire Course

Section	Overall	1600m	1400m	1200m	1000m	800m	600m	400m	200m
Section Times	1:56.58 [7] (0:17.53)	1:39.05 [1] (0:10.86)	1:28.19 [1] (0:11.30)	1:16.89 [1] (0:11.99)	1:04.90 [2] (0:12.77)	0:52.13 [2] (0:12.76)	0:39.37 [2] (0:12.64)	0:26.73 [3] (0:13.16)	0:13.57 [7] (0:13.57)
Average Speed [km/h]	51.6	65.7	63.2	60.0	56.6	56.8	57.4	55.2	52.9
Top Speed [km/h]	67.2	67.1	66.1	61.4	57.9	57.1	58.5	56.8	54.9
Avg. Dist. to Rail [m]	5.7	2.3	1.4	0.6	1.3	1.9	1.6	2.7	3.7
Avg. Stride Freq. [Hz]	2.3	2.3	2.3	2.2	2.2	2.2	2.2	2.2	2.1
Avg. Stride Length [m]	6.2	7.9	7.7	7.6	7.3	7.3	7.2	7.1	7.0



- [] Ranking at each section and finish
- .-.- No data available at this section
- NA No data available



Horse/Jockey Name	East Esplanade
Final Rank	8
Fastest Section Time (Section)	0:11.14 (1600m)
Top Speed [km/h] (Section)	65.9 (1600m)
Race State	Finished



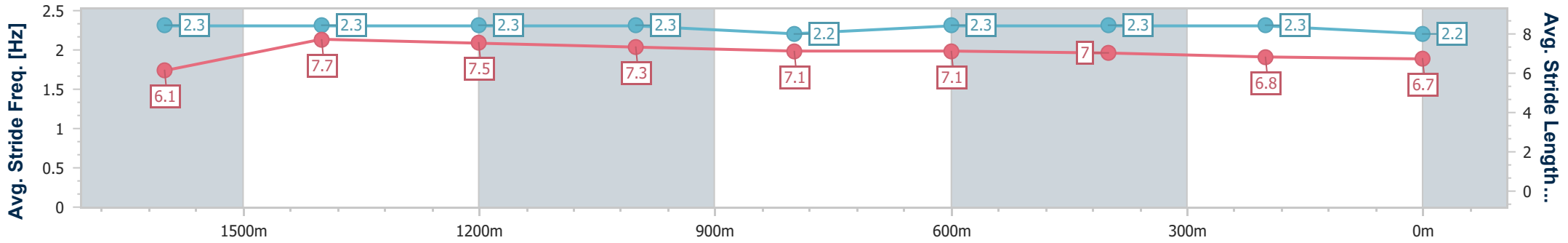
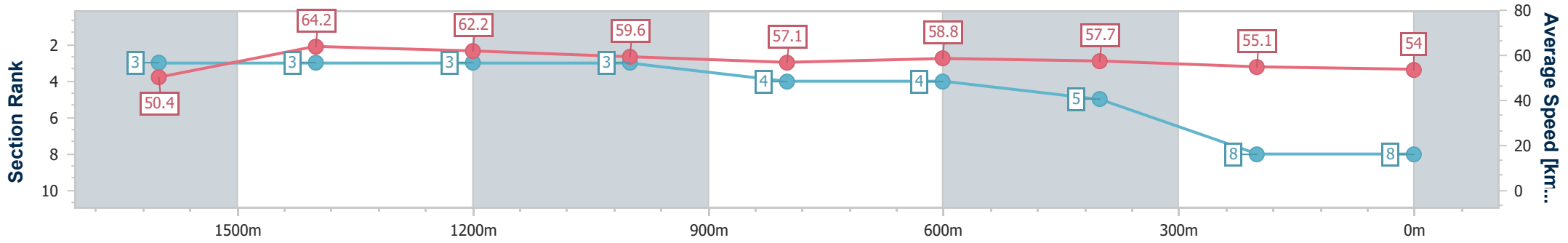
Toowoomba QLD Professional
 Race 4: RDO EQUIPMENT CP 770 COTTON PICKER
 BENCHMARK 68 Handicap - 1850m



03 December 2022 - 19:00

Track Rating: Good 3, Weather: Fine, Rail Position: +3m Entire Course

Section	Overall	1600m	1400m	1200m	1000m	800m	600m	400m	200m			
Section Times	1:56.62 [8] (0:17.87)	1:38.75 [3] (0:11.14)	1:27.61 [3] (0:11.56)	1:16.05 [3] (0:12.08)	1:03.97 [3] (0:12.62)	0:51.35 [4] (0:12.30)	0:39.05 [4] (0:12.57)	0:26.48 [5] (0:13.17)	0:13.31 [8] (0:13.31)			
Average Speed [km/h]	50.4	64.2	62.2	59.6	57.1	58.8	57.7	55.1	54.0			
Top Speed [km/h]	65.9	65.9	64.1	61.4	58.0	60.7	60.6	56.5	55.3			
Avg. Dist. to Rail [m]	3.9	1.4	0.5	0.6	0.6	1.6	1.3	2.8	5.0			
Avg. Stride Freq. [Hz]	2.3	2.3	2.3	2.3	2.2	2.3	2.3	2.3	2.2			
Avg. Stride Length [m]	6.1	7.7	7.5	7.3	7.1	7.1	7.0	6.8	6.7			



- [] Ranking at each section and finish
- .-.- No data available at this section
- NA No data available



Horse/Jockey Name	Kuzco Lad
Final Rank	9
Fastest Section Time (Section)	0:10.96 (1600m)
Top Speed [km/h] (Section)	66.7 (1600m)
Race State	Finished



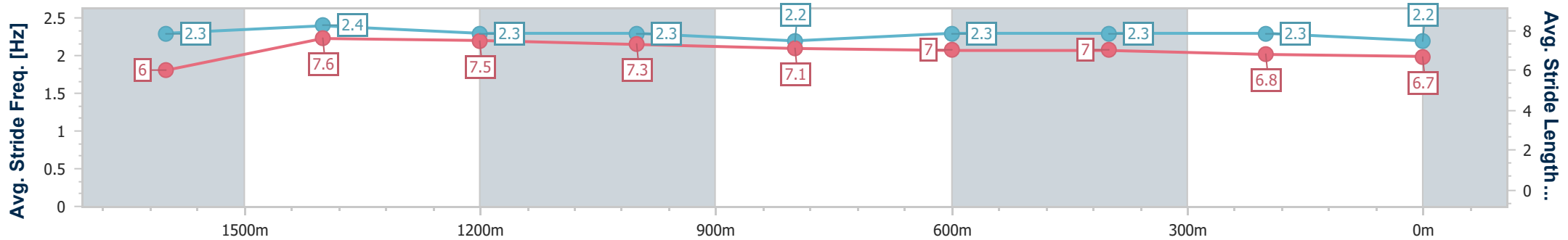
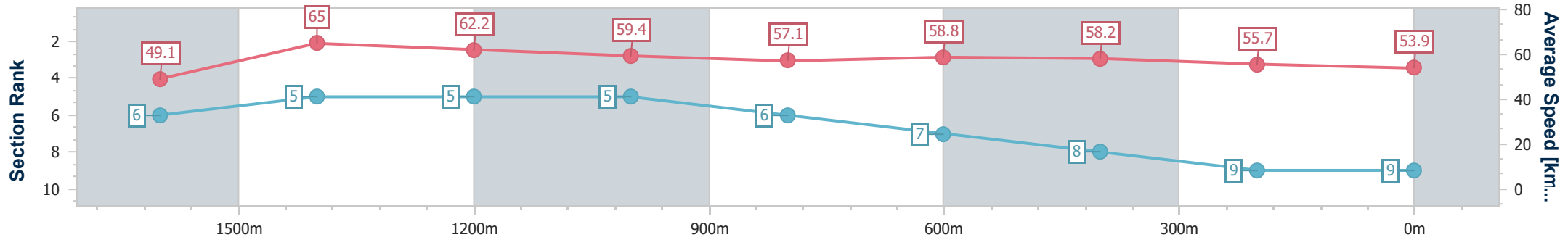
Toowoomba QLD Professional
Race 4: RDO EQUIPMENT CP 770 COTTON PICKER
BENCHMARK 68 Handicap - 1850m



03 December 2022 - 19:00

Track Rating: Good 3, Weather: Fine, Rail Position: +3m Entire Course

Section	Overall	1600m	1400m	1200m	1000m	800m	600m	400m	200m
Section Times	1:56.69 [9] (0:18.26)	1:38.43 [6] (0:10.96)	1:27.47 [5] (0:11.48)	1:15.99 [5] (0:12.13)	1:03.86 [5] (0:12.68)	0:51.18 [6] (0:12.34)	0:38.84 [7] (0:12.45)	0:26.39 [8] (0:13.06)	0:13.33 [9] (0:13.33)
Average Speed [km/h]	49.1	65.0	62.2	59.4	57.1	58.8	58.2	55.7	53.9
Top Speed [km/h]	66.2	66.7	63.8	61.1	57.7	59.4	59.6	56.9	55.1
Avg. Dist. to Rail [m]	4.4	2.7	1.1	1.0	1.4	2.3	1.8	3.6	7.2
Avg. Stride Freq. [Hz]	2.3	2.4	2.3	2.3	2.2	2.3	2.3	2.3	2.2
Avg. Stride Length [m]	6.0	7.6	7.5	7.3	7.1	7.0	7.0	6.8	6.7



- [] Ranking at each section and finish
- .-.- No data available at this section
- NA No data available