



# Toowoomba QLD Professional

## Race 6: JLS BUILDERS BENCHMARK 58 Handicap - 1000m

10 December 2022 - 20:29



Track Rating: Good 3, Weather: Fine, Rail Position: +5m Entire Course

Section		Overall	800m	600m	400m	200m	Last 600m				
Field Times		0:59.82 (0:13.94)	0:45.88 (0:11.17)	0:34.71 (0:11.32)	0:23.39 (0:11.42)	0:11.97 (0:11.97)	0:34.71				
Rank	TAB Horse/Jockey	Barrier	Top Speed [km/h]	Fastest Section	Distance Travelled [m]						
1	3 <b>LOVESON</b> Tessa Townsend	7	66.2 600m	0:11.17 800m	0:59.82 [1] (0:13.94)	0:45.88 [1] (0:11.17)	0:34.71 [1] (0:11.36)	0:23.35 [1] (0:11.42)	0:11.93 [2] (0:11.93)	0:34.71	
2	6 <b>KWINERN</b> Montanna Savva	4	66.4 800m	0:11.19 800m	0:59.92 [2] (0:13.96)	0:45.96 [2] (0:11.19)	0:34.77 [2] (0:11.28)	0:23.49 [2] (0:11.51)	0:11.98 [3] (0:11.98)	0:34.77	-5
3	5 <b>AL PAL'S GAL</b> Isabella Rabjones	3	65.9 400m	0:11.16 800m	0:59.94 [3] (0:14.10)	0:45.84 [3] (0:11.16)	0:34.68 [3] (0:11.29)	0:23.39 [3] (0:11.30)	0:12.09 [1] (0:12.09)	0:34.68	-3
4	7 <b>PRETTY FLASH</b> Les Tilley	1	65.9 800m	0:11.20 800m	1:00.30 [4] (0:14.34)	0:45.96 [5] (0:11.20)	0:34.76 [5] (0:11.36)	0:23.40 [5] (0:11.61)	0:11.79 [5] (0:11.79)	0:34.76	-1
5	1 <b>EXLOVER</b> Jake Molloy	2	65.7 Overall	0:11.20 800m	1:00.63 [5] (0:14.11)	0:46.52 [4] (0:11.20)	0:35.32 [4] (0:11.31)	0:24.01 [4] (0:11.59)	0:12.42 [4] (0:12.42)	0:35.32	+0

Scratched: Beach Lap (#4), I Am Fearless (#2)

[ ] Ranking at each section and finish  
 -:-:- No data available at this section  
 NA No data available

SCN Saddle cloth number  
 DNF Did not finish  
 DNT Did not track



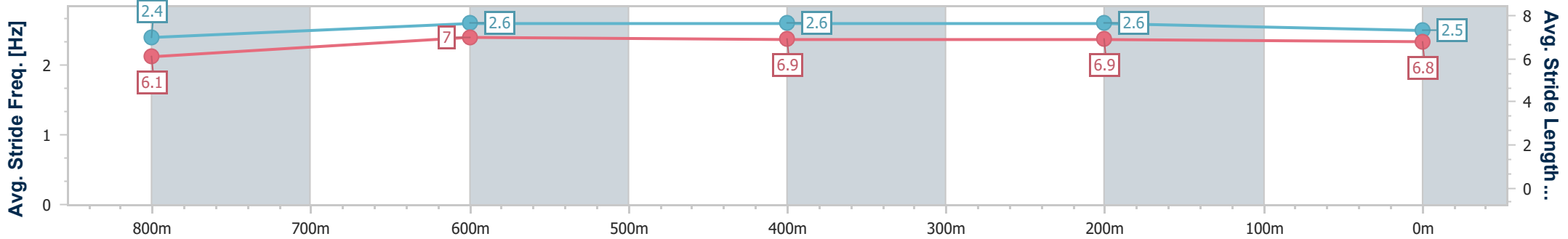
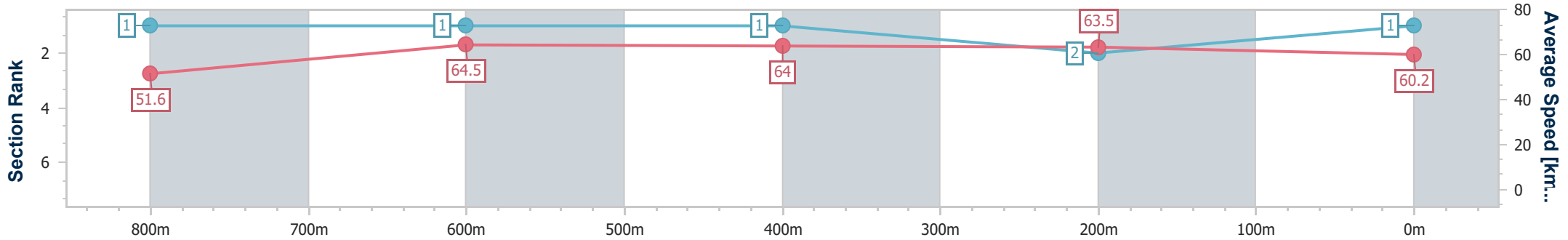
Horse/Jockey Name	Loveson
Final Rank	1
Fastest Section Time (Section)	0:11.17 (800m)
Top Speed [km/h] (Section)	66.2 (600m)
Race State	Finished



Toowoomba QLD Professional  
 Race 6: JLS BUILDERS BENCHMARK 58 Handicap - 1000m  
 10 December 2022 - 20:29  
 Track Rating: Good 3, Weather: Fine, Rail Position: +5m Entire Course



Section	Overall	800m	600m	400m	200m
Section Times	0:59.82 [1] (0:13.94)	0:45.88 [1] (0:11.17)	0:34.71 [1] (0:11.36)	0:23.35 [1] (0:11.42)	0:11.93 [2] (0:11.93)
Average Speed [km/h]	51.6	64.5	64.0	63.5	60.2
Top Speed [km/h]	63.5	65.7	66.2	64.6	64.6
Avg. Dist. to Rail [m]	0.8	0.8	2.0	1.8	1.5
Avg. Stride Freq. [Hz]	2.4	2.6	2.6	2.6	2.5
Avg. Stride Length [m]	6.1	7.0	6.9	6.9	6.8



- [ ] Ranking at each section and finish
- .-.- No data available at this section
- NA No data available



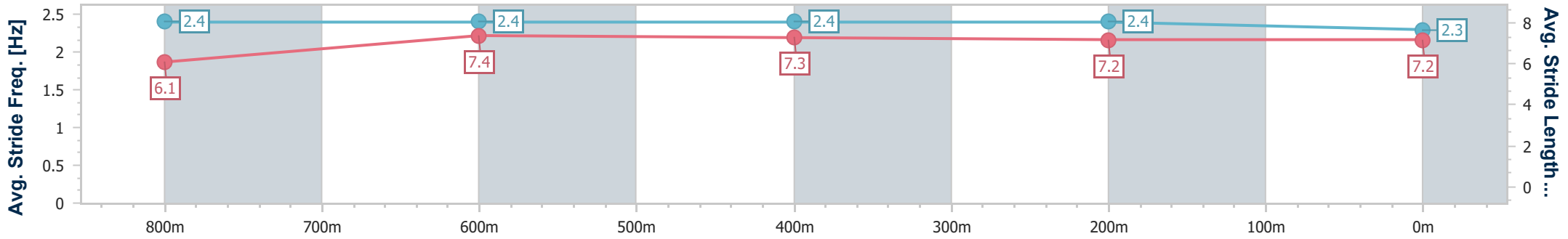
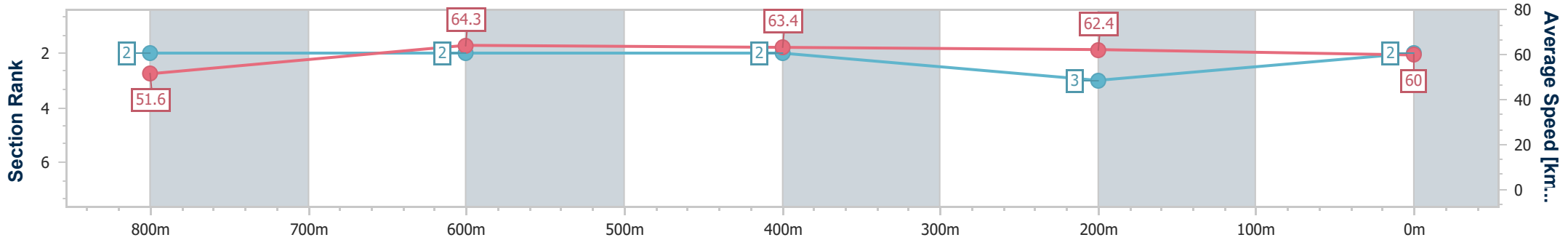
Horse/Jockey Name	Kwinern
Final Rank	2
Fastest Section Time (Section)	0:11.19 (800m)
Top Speed [km/h] (Section)	66.4 (800m)
Race State	Finished



Toowoomba QLD Professional  
 Race 6: JLS BUILDERS BENCHMARK 58 Handicap - 1000m  
 10 December 2022 - 20:29  
 Track Rating: Good 3, Weather: Fine, Rail Position: +5m Entire Course



Section	Overall	800m	600m	400m	200m
Section Times	0:59.92 [2] (0:13.96)	0:45.96 [2] (0:11.19)	0:34.77 [2] (0:11.28)	0:23.49 [2] (0:11.51)	0:11.98 [3] (0:11.98)
Average Speed [km/h]	51.6	64.3	63.4	62.4	60.0
Top Speed [km/h]	63.8	66.4	66.0	64.3	62.5
Avg. Dist. to Rail [m]	1.4	0.4	1.2	0.6	1.3
Avg. Stride Freq. [Hz]	2.4	2.4	2.4	2.4	2.3
Avg. Stride Length [m]	6.1	7.4	7.3	7.2	7.2



- [ ] Ranking at each section and finish
- .-.- No data available at this section
- NA No data available



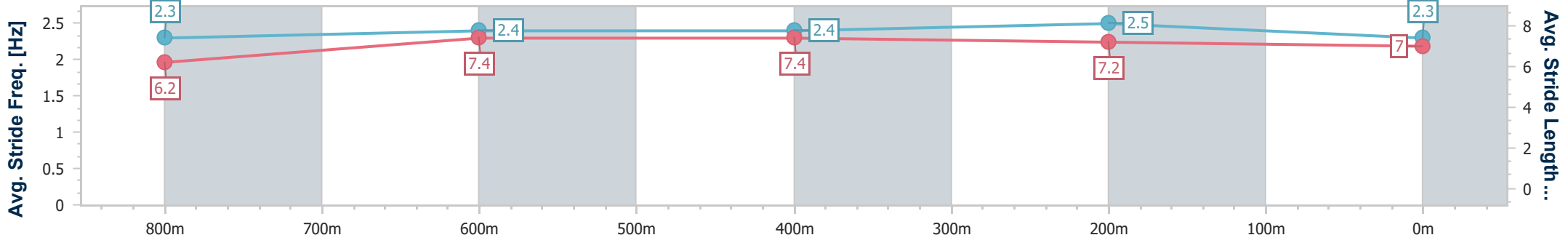
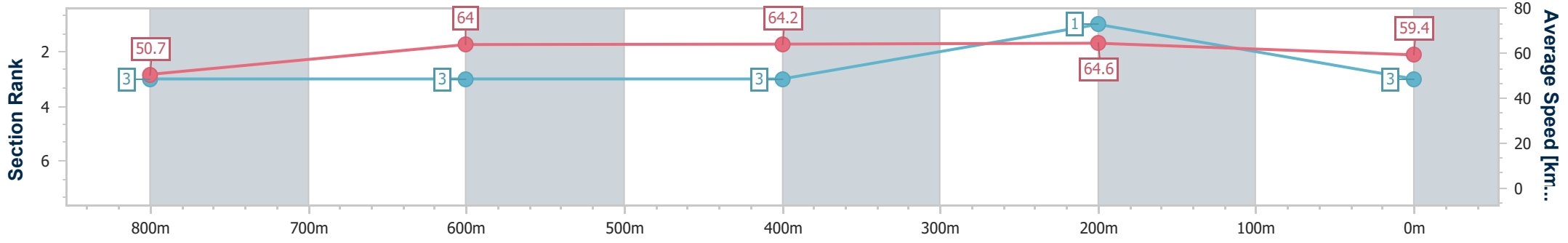
Horse/Jockey Name	Al Pal's Gal
Final Rank	3
Fastest Section Time (Section)	0:11.16 (800m)
Top Speed [km/h] (Section)	65.9 (400m)
Race State	Finished



Toowoomba QLD Professional  
 Race 6: JLS BUILDERS BENCHMARK 58 Handicap - 1000m  
 10 December 2022 - 20:29  
 Track Rating: Good 3, Weather: Fine, Rail Position: +5m Entire Course



Section	Overall	800m	600m	400m	200m
Section Times	0:59.94 [3] (0:14.10)	0:45.84 [3] (0:11.16)	0:34.68 [3] (0:11.29)	0:23.39 [3] (0:11.30)	0:12.09 [1] (0:12.09)
Average Speed [km/h]	50.7	64.0	64.2	64.6	59.4
Top Speed [km/h]	64.4	65.8	65.8	65.9	62.5
Avg. Dist. to Rail [m]	1.8	1.6	1.2	3.5	2.7
Avg. Stride Freq. [Hz]	2.3	2.4	2.4	2.5	2.3
Avg. Stride Length [m]	6.2	7.4	7.4	7.2	7.0



- [ ] Ranking at each section and finish
- .-.- No data available at this section
- NA No data available



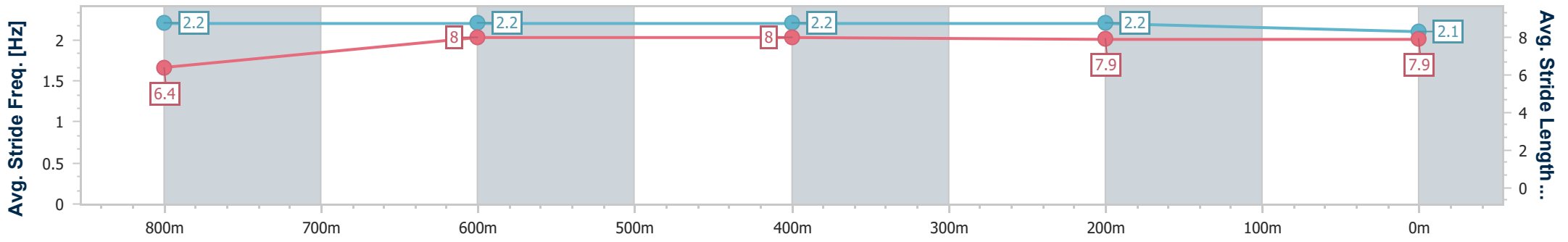
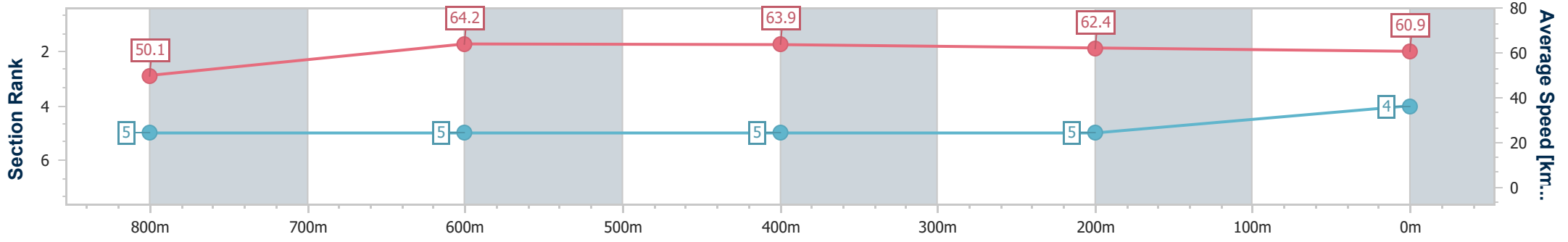
Horse/Jockey Name	Pretty Flash
Final Rank	4
Fastest Section Time (Section)	0:11.20 (800m)
Top Speed [km/h] (Section)	65.9 (800m)
Race State	Finished



Toowoomba QLD Professional  
 Race 6: JLS BUILDERS BENCHMARK 58 Handicap - 1000m  
 10 December 2022 - 20:29  
 Track Rating: Good 3, Weather: Fine, Rail Position: +5m Entire Course



Section	Overall	800m	600m	400m	200m
Section Times	1:00.30 [4] (0:14.34)	0:45.96 [5] (0:11.20)	0:34.76 [5] (0:11.36)	0:23.40 [5] (0:11.61)	0:11.79 [5] (0:11.79)
Average Speed [km/h]	50.1	64.2	63.9	62.4	60.9
Top Speed [km/h]	63.1	65.9	65.2	63.3	63.4
Avg. Dist. to Rail [m]	1.1	0.3	1.2	1.9	1.6
Avg. Stride Freq. [Hz]	2.2	2.2	2.2	2.2	2.1
Avg. Stride Length [m]	6.4	8.0	8.0	7.9	7.9



- [ ] Ranking at each section and finish
- .-.- No data available at this section
- NA No data available



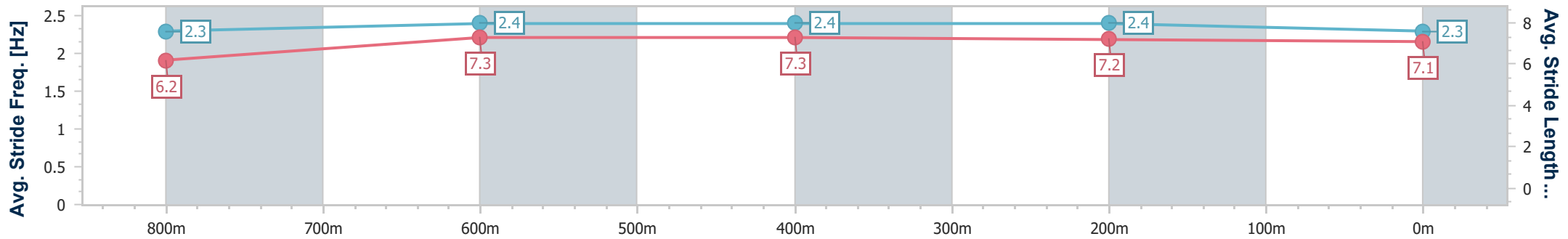
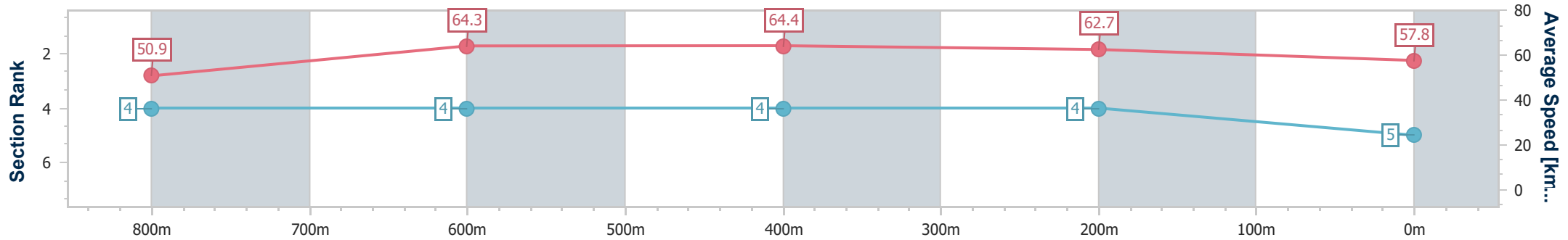
Horse/Jockey Name	Exlover
Final Rank	5
Fastest Section Time (Section)	0:11.20 (800m)
Top Speed [km/h] (Section)	65.7 (Overall)
Race State	Finished



Toowoomba QLD Professional  
 Race 6: JLS BUILDERS BENCHMARK 58 Handicap - 1000m  
 10 December 2022 - 20:29  
 Track Rating: Good 3, Weather: Fine, Rail Position: +5m Entire Course



Section	Overall	800m	600m	400m	200m
Section Times	1:00.63 [5] (0:14.11)	0:46.52 [4] (0:11.20)	0:35.32 [4] (0:11.31)	0:24.01 [4] (0:11.59)	0:12.42 [4] (0:12.42)
Average Speed [km/h]	50.9	64.3	64.4	62.7	57.8
Top Speed [km/h]	65.7	65.5	65.4	63.8	62.5
Avg. Dist. to Rail [m]	1.8	0.6	2.4	2.5	2.9
Avg. Stride Freq. [Hz]	2.3	2.4	2.4	2.4	2.3
Avg. Stride Length [m]	6.2	7.3	7.3	7.2	7.1



- [ ] Ranking at each section and finish
- .-.- No data available at this section
- NA No data available