



Aquis Park Gold Coast QLD Professional

Race 1: AMALGAMATED PROPERTY GC Maiden Plate - 1700m



17 December 2022 - 12:19

Track Rating: Soft 5, Weather: Fine, Rail Position: +3.5m 1800m-350m; +3.5m Cutaway 350m; True Straight

Section		Overall											Last 600m	
Field Times		1:45.54 (0:09.55)											0:34.58	
		1600m	1400m	1200m	1000m	800m	600m	600m	600m	600m	600m	600m	600m	
		1:35.99 (0:12.24)											0:34.58	
		1:23.75 (0:11.86)	1:23.75 (0:11.86)	1:11.89 (0:12.58)	1:11.89 (0:12.58)	0:59.31 (0:12.75)	0:59.31 (0:12.75)	0:46.56 (0:11.98)	0:46.56 (0:11.98)	0:34.58 (0:11.55)	0:34.58 (0:11.55)	0:34.58 (0:11.55)	0:34.58 (0:11.55)	
Rank	TAB	Horse/Jockey	Barrier	Top Speed [km/h]	Fastest Section								Distance Travelled [m]	
1	6	CAIRDEAS Jag Guthmann-Chester	1	65.4	0:09.87	1:45.54 [1] (0:09.87)	1:35.67 [3] (0:12.18)	1:23.49 [4] (0:12.06)	1:11.43 [6] (0:12.62)	0:58.81 [6] (0:12.78)	0:46.03 [6] (0:11.81)	0:34.22 [5] (0:11.23)	0:34.22	
2	8	IS THAT YOU ETHEL Georgina Cartwright	8	63.3	0:09.55	1:46.71 [2] (0:09.55)	1:37.16 [1] (0:12.34)	1:24.82 [2] (0:11.90)	1:12.92 [2] (0:12.52)	1:00.40 [2] (0:12.74)	0:47.66 [2] (0:12.05)	0:35.61 [2] (0:11.46)	0:35.61	+5
3	4	SHORES OF GOLD Corey Bayliss	6	64.2	0:09.94	1:46.84 [3] (0:09.94)	1:36.90 [5] (0:12.09)	1:24.81 [3] (0:11.62)	1:13.19 [1] (0:12.58)	1:00.61 [1] (0:12.75)	0:47.86 [1] (0:11.98)	0:35.88 [1] (0:11.55)	0:35.88	+1
4	2	BRAMBLE BAY Lani Allen	2	63.6	0:10.05	1:46.96 [4] (0:10.05)	1:36.91 [8] (0:12.37)	1:24.54 [7] (0:12.10)	1:12.44 [8] (0:12.51)	0:59.93 [8] (0:12.70)	0:47.23 [9] (0:11.86)	0:35.37 [8] (0:11.56)	0:35.37	+1
5	1	READY ENABLE Jackson Murphy	7	63.2	0:09.95	1:47.11 [5] (0:09.95)	1:37.16 [6] (0:12.33)	1:24.83 [6] (0:11.63)	1:13.20 [4] (0:12.48)	1:00.72 [3] (0:12.75)	0:47.97 [3] (0:12.09)	0:35.88 [4] (0:11.70)	0:35.88	+5
6	3	EASILY AMUSED Justin Huxtable	3	64.0	0:09.88	1:47.43 [6] (0:09.88)	1:37.55 [4] (0:12.16)	1:25.39 [4] (0:12.03)	1:13.36 [5] (0:12.51)	1:00.85 [5] (0:12.71)	0:48.14 [5] (0:12.03)	0:36.11 [6] (0:11.53)	0:36.11	+0
7	5	SILVER SPURS Luke Dittman	9	63.0	0:10.16	1:47.55 [7] (0:10.16)	1:37.39 [9] (0:12.33)	1:25.06 [8] (0:11.95)	1:13.11 [7] (0:12.41)	1:00.70 [7] (0:12.67)	0:48.03 [7] (0:11.83)	0:36.20 [7] (0:11.81)	0:36.20	+4
8	9	NGOZI Elione Chaves	10	62.9	0:10.03	1:47.67 [8] (0:10.03)	1:37.64 [7] (0:12.56)	1:25.08 [9] (0:12.06)	1:13.02 [9] (0:12.43)	1:00.59 [9] (0:12.67)	0:47.92 [8] (0:11.90)	0:36.02 [9] (0:11.94)	0:36.02	+9
9	7	ELMITA Nozi Tomizawa	5	63.1	0:09.80	1:48.09 [9] (0:09.80)	1:38.29 [2] (0:11.99)	1:26.30 [1] (0:12.09)	1:14.21 [3] (0:12.62)	1:01.59 [4] (0:12.78)	0:48.81 [4] (0:12.00)	0:36.81 [3] (0:11.56)	0:36.81	-4

Scratched: Boddington (#10), Karapiro (#11), Social Dame (#12)



Aquis Park Gold Coast QLD Professional

Race 1: AMALGAMATED PROPERTY GC Maiden Plate - 1700m



17 December 2022 - 12:19

Track Rating: Soft 5, Weather: Fine, Rail Position: +3.5m 1800m-350m; +3.5m Cutaway 350m; True Straight

Section						400m	200m				Last 600m
Field Times						0:23.03 (0:11.29)	0:11.74 (0:11.74)				0:34.58
Rank	TAB	Horse/Jockey	Barrier	Top Speed [km/h]	Fastest Section			Margin			Distance Travelled [m]
1	6	CAIRDEAS Jag Guthmann-Chester	1	65.4 600m	0:09.87 Overall	0:22.99 [2] (0:11.25)	0:11.74 [1] (0:11.74)	1:45.54			0:34.22
2	8	IS THAT YOU ETHEL Georgina Cartwright	8	63.3 600m	0:09.55 Overall	0:24.15 [3] (0:11.71)	0:12.44 [2] (0:12.44)	6.8L			0:35.61 +5
3	4	SHORES OF GOLD Corey Bayliss	6	64.2 1400m	0:09.94 Overall	0:24.33 [1] (0:11.99)	0:12.34 [3] (0:12.34)	7.3L			0:35.88 +1
4	2	BRAMBLE BAY Lani Allen	2	63.6 800m	0:10.05 Overall	0:23.81 [8] (0:11.74)	0:12.07 [6] (0:12.07)	7.8L			0:35.37 +1
5	1	READY ENABLE Jackson Murphy	7	63.2 1400m	0:09.95 Overall	0:24.18 [6] (0:11.83)	0:12.35 [5] (0:12.35)	8.6L			0:35.88 +5
6	3	EASILY AMUSED Justin Huxtable	3	64.0 600m	0:09.88 Overall	0:24.58 [5] (0:11.85)	0:12.73 [4] (0:12.73)	10.4L			0:36.11 +0
7	5	SILVER SPURS Luke Dittman	9	63.0 600m	0:10.16 Overall	0:24.39 [7] (0:11.97)	0:12.42 [8] (0:12.42)	10.9L			0:36.20 +4
8	9	NGOZI Elione Chaves	10	62.9 800m	0:10.03 Overall	0:24.08 [9] (0:12.00)	0:12.08 [9] (0:12.08)	11.4L			0:36.02 +9
9	7	ELMITA Nozi Tomizawa	5	63.1 600m	0:09.80 Overall	0:25.25 [4] (0:12.26)	0:12.99 [7] (0:12.99)	13.7L			0:36.81 -4

Scratched: Boddington (#10), Karapiro (#11), Social Dame (#12)

[] Ranking at each section and finish
 -:-:- No data available at this section
 NA No data available

SCN Saddle cloth number
 DNF Did not finish
 DNT Did not track



Horse/Jockey Name	Cairdeas
Final Rank	1
Fastest Section Time (Section)	0:09.87 (Overall)
Top Speed [km/h] (Section)	65.4 (600m)
Race State	Finished



Aquis Park Gold Coast QLD Professional

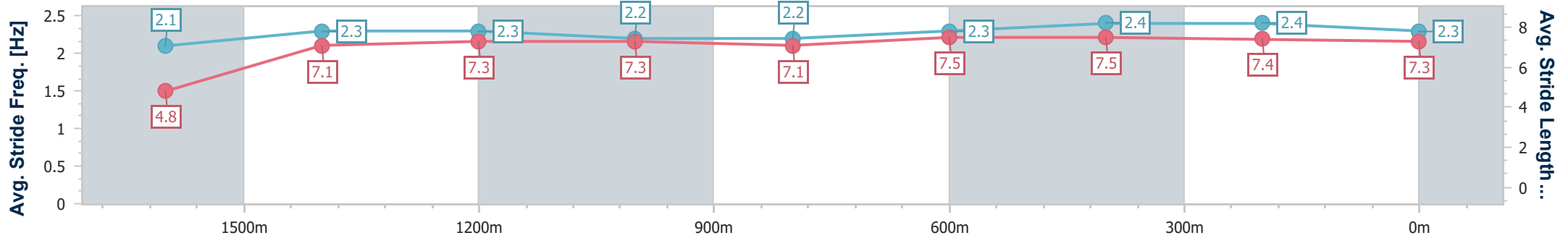
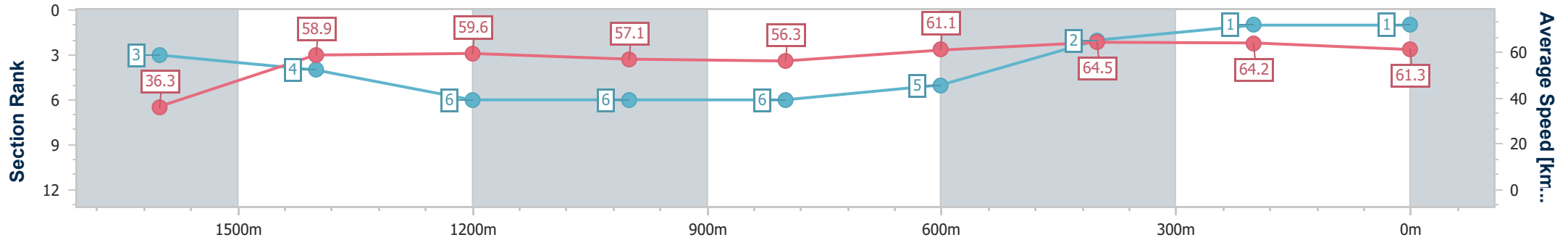
Race 1: AMALGAMATED PROPERTY GC Maiden Plate - 1700m



17 December 2022 - 12:19

Track Rating: Soft 5, Weather: Fine, Rail Position: +3.5m 1800m-350m; +3.5m Cutaway 350m; True Straight

Section	Overall	1600m	1400m	1200m	1000m	800m	600m	400m	200m				
Section Times	1:45.54 [1] (0:09.87)	1:35.67 [3] (0:12.18)	1:23.49 [4] (0:12.06)	1:11.43 [6] (0:12.62)	0:58.81 [6] (0:12.78)	0:46.03 [6] (0:11.81)	0:34.22 [5] (0:11.23)	0:22.99 [2] (0:11.25)	0:11.74 [1] (0:11.74)				
Average Speed [km/h]	36.3	58.9	59.6	57.1	56.3	61.1	64.5	64.2	61.3				
Top Speed [km/h]	59.8	60.5	61.5	61.3	58.0	62.9	65.4	64.7	63.5				
Avg. Dist. to Rail [m]	5.0	0.7	0.5	0.2	0.2	0.7	1.4	6.3	8.1				
Avg. Stride Freq. [Hz]	2.1	2.3	2.3	2.2	2.2	2.3	2.4	2.4	2.3				
Avg. Stride Length [m]	4.8	7.1	7.3	7.3	7.1	7.5	7.5	7.4	7.3				



- [] Ranking at each section and finish
- .-.-.- No data available at this section
- NA No data available



Horse/Jockey Name	Is That You Ethel
Final Rank	2
Fastest Section Time (Section)	0:09.55 (Overall)
Top Speed [km/h] (Section)	63.3 (600m)
Race State	Finished



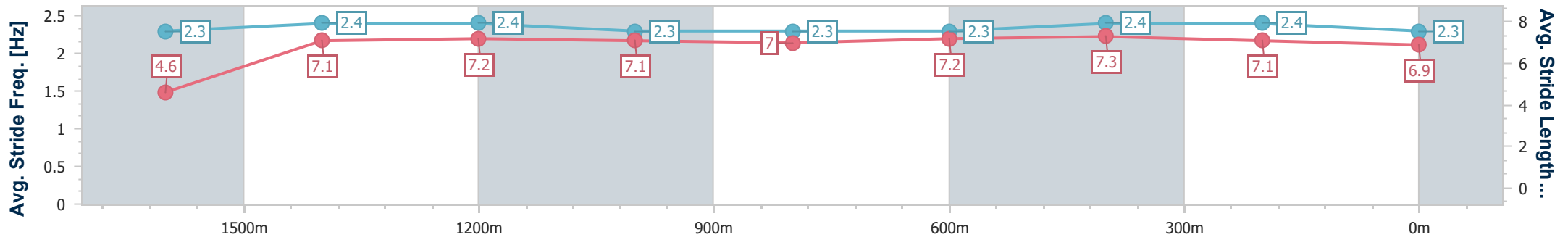
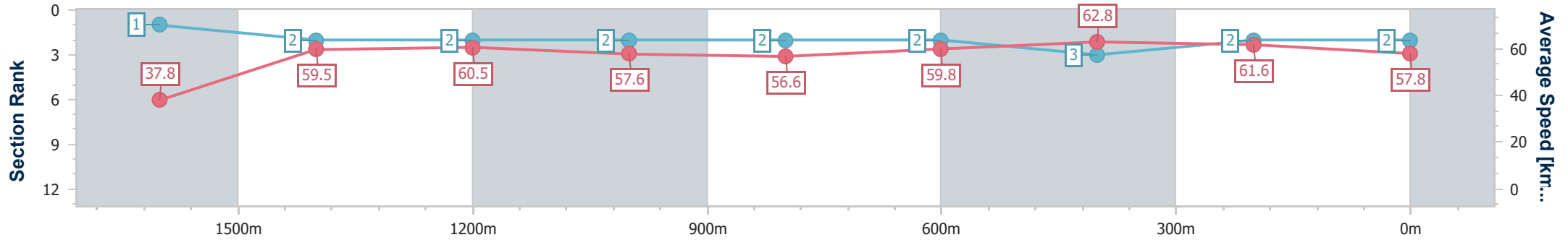
Aquis Park Gold Coast QLD Professional
Race 1: AMALGAMATED PROPERTY GC Maiden Plate - 1700m



17 December 2022 - 12:19

Track Rating: Soft 5, Weather: Fine, Rail Position: +3.5m 1800m-350m; +3.5m Cutaway 350m; True Straight

Section	Overall	1600m	1400m	1200m	1000m	800m	600m	400m	200m				
Section Times	1:46.71 [2] (0:09.55)	1:37.16 [1] (0:12.34)	1:24.82 [2] (0:11.90)	1:12.92 [2] (0:12.52)	1:00.40 [2] (0:12.74)	0:47.66 [2] (0:12.05)	0:35.61 [2] (0:11.46)	0:24.15 [3] (0:11.71)	0:12.44 [2] (0:12.44)				
Average Speed [km/h]	37.8	59.5	60.5	57.6	56.6	59.8	62.8	61.6	57.8				
Top Speed [km/h]	60.9	61.3	61.7	60.4	59.2	61.1	63.3	63.1	60.1				
Avg. Dist. to Rail [m]	9.3	3.4	1.8	1.6	0.7	0.1	0.2	4.0	6.4				
Avg. Stride Freq. [Hz]	2.3	2.4	2.4	2.3	2.3	2.3	2.4	2.4	2.3				
Avg. Stride Length [m]	4.6	7.1	7.2	7.1	7.0	7.2	7.3	7.1	6.9				



- [] Ranking at each section and finish
- .-.- No data available at this section
- NA No data available



Horse/Jockey Name	Shores Of Gold
Final Rank	3
Fastest Section Time (Section)	0:09.94 (Overall)
Top Speed [km/h] (Section)	64.2 (1400m)
Race State	Finished



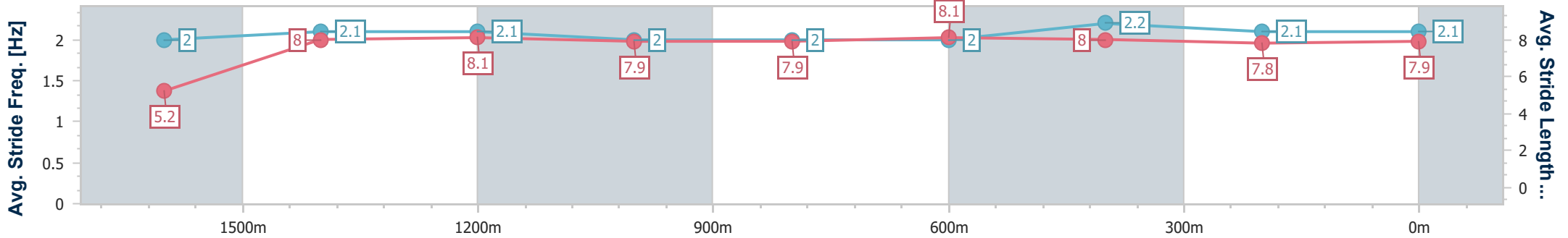
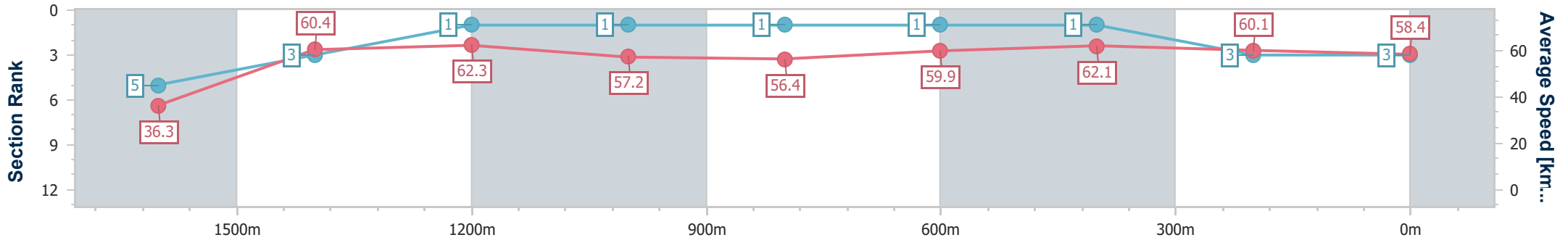
Aquis Park Gold Coast QLD Professional
 Race 1: AMALGAMATED PROPERTY GC Maiden Plate - 1700m



17 December 2022 - 12:19

Track Rating: Soft 5, Weather: Fine, Rail Position: +3.5m 1800m-350m; +3.5m Cutaway 350m; True Straight

Section	Overall	1600m	1400m	1200m	1000m	800m	600m	400m	200m				
Section Times	1:46.84 [3] (0:09.94)	1:36.90 [5] (0:12.09)	1:24.81 [3] (0:11.62)	1:13.19 [1] (0:12.58)	1:00.61 [1] (0:12.75)	0:47.86 [1] (0:11.98)	0:35.88 [1] (0:11.55)	0:24.33 [1] (0:11.99)	0:12.34 [3] (0:12.34)				
Average Speed [km/h]	36.3	60.4	62.3	57.2	56.4	59.9	62.1	60.1	58.4				
Top Speed [km/h]	60.2	62.4	64.2	58.4	58.2	61.5	63.9	61.3	59.5				
Avg. Dist. to Rail [m]	6.9	2.4	2.1	0.9	0.3	1.0	0.7	2.8	4.9				
Avg. Stride Freq. [Hz]	2.0	2.1	2.1	2.0	2.0	2.0	2.2	2.1	2.1				
Avg. Stride Length [m]	5.2	8.0	8.1	7.9	7.9	8.1	8.0	7.8	7.9				



- [] Ranking at each section and finish
- .-.- No data available at this section
- NA No data available



Horse/Jockey Name	Bramble Bay
Final Rank	4
Fastest Section Time (Section)	0:10.05 (Overall)
Top Speed [km/h] (Section)	63.6 (800m)
Race State	Finished



Aquis Park Gold Coast QLD Professional

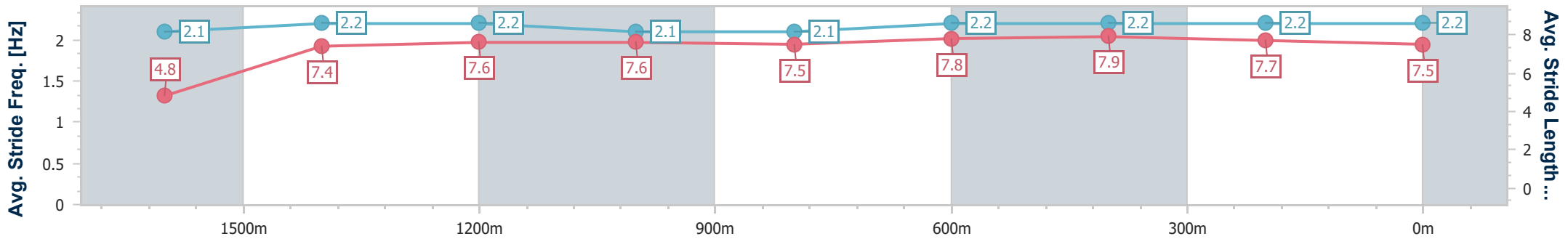
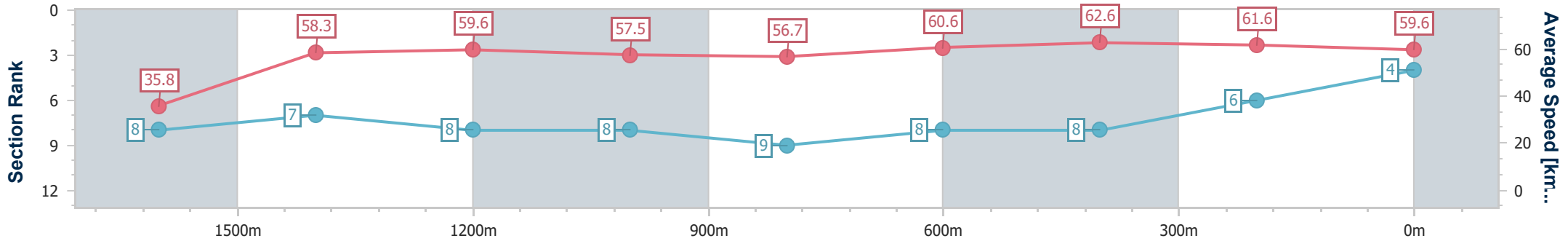
Race 1: AMALGAMATED PROPERTY GC Maiden Plate - 1700m



17 December 2022 - 12:19

Track Rating: Soft 5, Weather: Fine, Rail Position: +3.5m 1800m-350m; +3.5m Cutaway 350m; True Straight

Section	Overall	1600m	1400m	1200m	1000m	800m	600m	400m	200m				
Section Times	1:46.96 [4] (0:10.05)	1:36.91 [8] (0:12.37)	1:24.54 [7] (0:12.10)	1:12.44 [8] (0:12.51)	0:59.93 [8] (0:12.70)	0:47.23 [9] (0:11.86)	0:35.37 [8] (0:11.56)	0:23.81 [8] (0:11.74)	0:12.07 [6] (0:12.07)				
Average Speed [km/h]	35.8	58.3	59.6	57.5	56.7	60.6	62.6	61.6	59.6				
Top Speed [km/h]	58.3	60.7	61.5	61.9	58.5	63.6	63.6	62.6	61.2				
Avg. Dist. to Rail [m]	5.3	0.6	0.1	0.3	0.3	0.4	0.9	6.4	8.7				
Avg. Stride Freq. [Hz]	2.1	2.2	2.2	2.1	2.1	2.2	2.2	2.2	2.2				
Avg. Stride Length [m]	4.8	7.4	7.6	7.6	7.5	7.8	7.9	7.7	7.5				



- [] Ranking at each section and finish
- .-.- No data available at this section
- NA No data available



Horse/Jockey Name	Ready Enable
Final Rank	5
Fastest Section Time (Section)	0:09.95 (Overall)
Top Speed [km/h] (Section)	63.2 (1400m)
Race State	Finished



Aquis Park Gold Coast QLD Professional

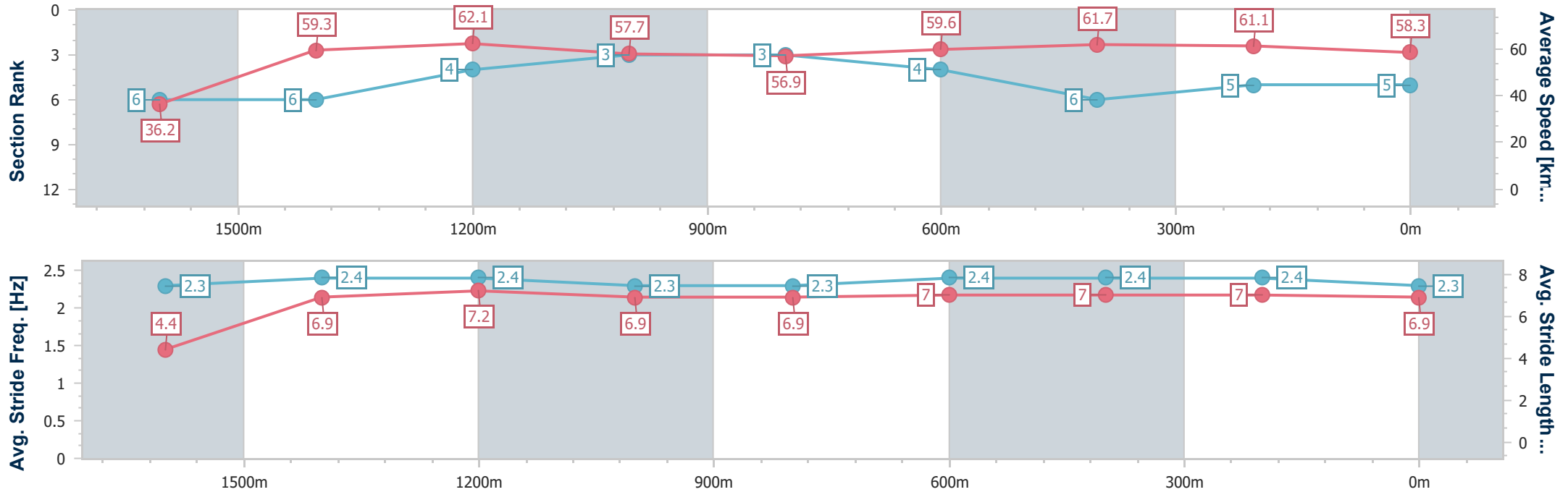
Race 1: AMALGAMATED PROPERTY GC Maiden Plate - 1700m



17 December 2022 - 12:19

Track Rating: Soft 5, Weather: Fine, Rail Position: +3.5m 1800m-350m; +3.5m Cutaway 350m; True Straight

Section	Overall	1600m	1400m	1200m	1000m	800m	600m	400m	200m
Section Times	1:47.11 [5] (0:09.95)	1:37.16 [6] (0:12.33)	1:24.83 [6] (0:11.63)	1:13.20 [4] (0:12.48)	1:00.72 [3] (0:12.75)	0:47.97 [3] (0:12.09)	0:35.88 [4] (0:11.70)	0:24.18 [6] (0:11.83)	0:12.35 [5] (0:12.35)
Average Speed [km/h]	36.2	59.3	62.1	57.7	56.9	59.6	61.7	61.1	58.3
Top Speed [km/h]	59.2	61.0	63.2	61.3	58.9	61.0	62.9	61.7	60.9
Avg. Dist. to Rail [m]	8.2	2.7	1.6	1.7	1.0	0.4	0.8	5.6	7.7
Avg. Stride Freq. [Hz]	2.3	2.4	2.4	2.3	2.3	2.4	2.4	2.4	2.3
Avg. Stride Length [m]	4.4	6.9	7.2	6.9	6.9	7.0	7.0	7.0	6.9



- [] Ranking at each section and finish
- .-.- No data available at this section
- NA No data available



Horse/Jockey Name	Easily Amused
Final Rank	6
Fastest Section Time (Section)	0:09.88 (Overall)
Top Speed [km/h] (Section)	64.0 (600m)
Race State	Finished



Aquis Park Gold Coast QLD Professional

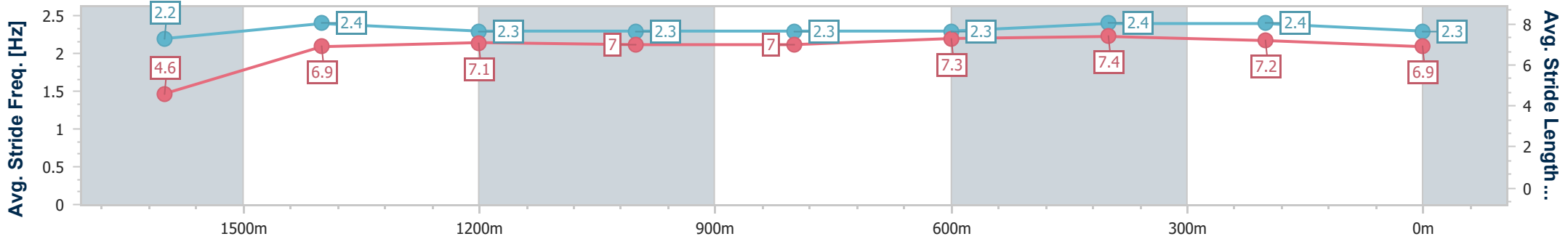
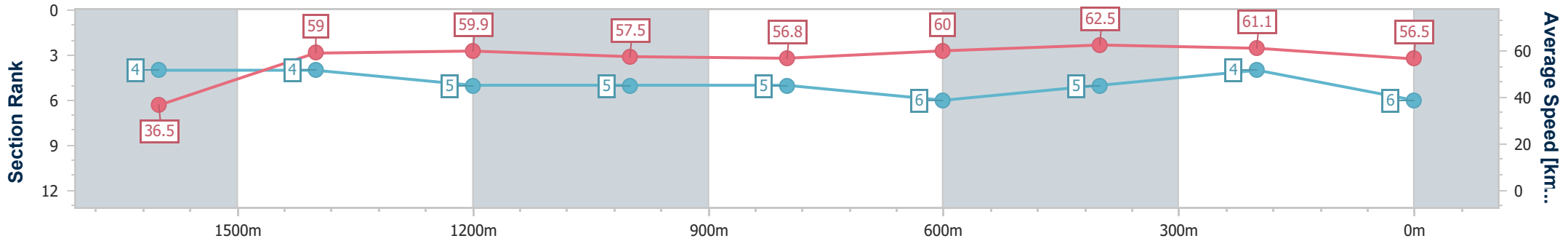
Race 1: AMALGAMATED PROPERTY GC Maiden Plate - 1700m



17 December 2022 - 12:19

Track Rating: Soft 5, Weather: Fine, Rail Position: +3.5m 1800m-350m; +3.5m Cutaway 350m; True Straight

Section	Overall	1600m	1400m	1200m	1000m	800m	600m	400m	200m			
Section Times	1:47.43 [6] (0:09.88)	1:37.55 [4] (0:12.16)	1:25.39 [4] (0:12.03)	1:13.36 [5] (0:12.51)	1:00.85 [5] (0:12.71)	0:48.14 [5] (0:12.03)	0:36.11 [6] (0:11.53)	0:24.58 [5] (0:11.85)	0:12.73 [4] (0:12.73)			
Average Speed [km/h]	36.5	59.0	59.9	57.5	56.8	60.0	62.5	61.1	56.5			
Top Speed [km/h]	58.2	60.1	61.2	61.2	58.7	61.1	64.0	62.2	59.9			
Avg. Dist. to Rail [m]	5.2	0.7	0.6	1.1	0.5	0.4	0.5	5.3	6.2			
Avg. Stride Freq. [Hz]	2.2	2.4	2.3	2.3	2.3	2.3	2.4	2.4	2.3			
Avg. Stride Length [m]	4.6	6.9	7.1	7.0	7.0	7.3	7.4	7.2	6.9			



- [] Ranking at each section and finish
- .-.- No data available at this section
- NA No data available



Horse/Jockey Name	Silver Spurs
Final Rank	7
Fastest Section Time (Section)	0:10.16 (Overall)
Top Speed [km/h] (Section)	63.0 (600m)
Race State	Finished



Aquis Park Gold Coast QLD Professional

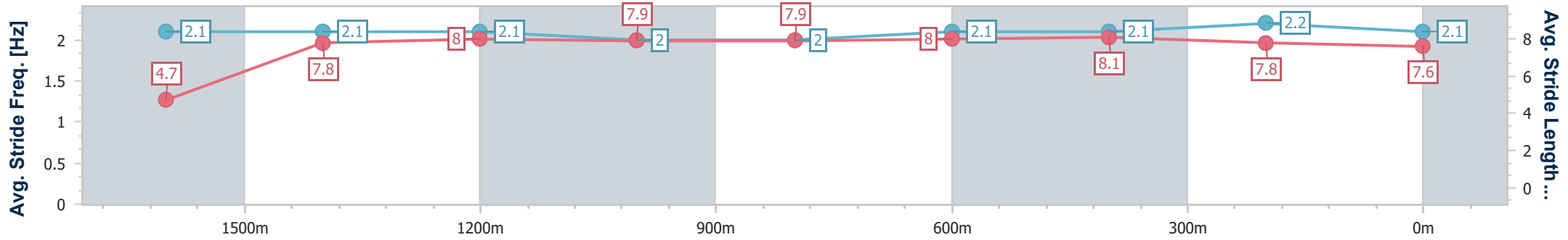
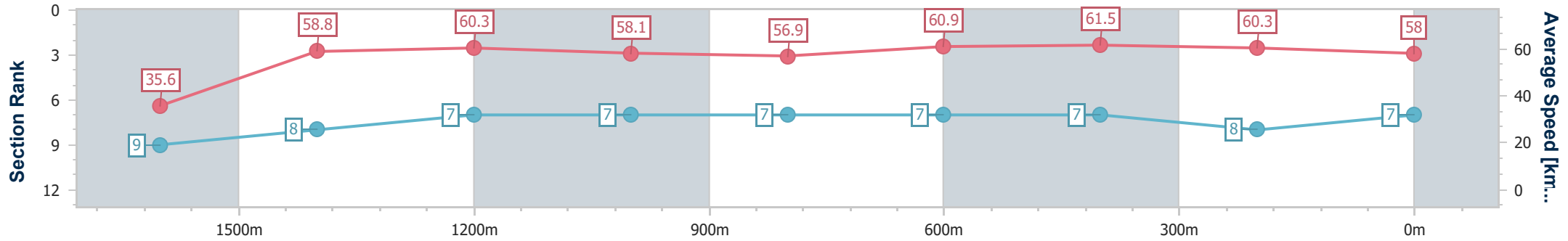
Race 1: AMALGAMATED PROPERTY GC Maiden Plate - 1700m



17 December 2022 - 12:19

Track Rating: Soft 5, Weather: Fine, Rail Position: +3.5m 1800m-350m; +3.5m Cutaway 350m; True Straight

Section	Overall	1600m	1400m	1200m	1000m	800m	600m	400m	200m
Section Times	1:47.55 [7] (0:10.16)	1:37.39 [9] (0:12.33)	1:25.06 [8] (0:11.95)	1:13.11 [7] (0:12.41)	1:00.70 [7] (0:12.67)	0:48.03 [7] (0:11.83)	0:36.20 [7] (0:11.81)	0:24.39 [7] (0:11.97)	0:12.42 [8] (0:12.42)
Average Speed [km/h]	35.6	58.8	60.3	58.1	56.9	60.9	61.5	60.3	58.0
Top Speed [km/h]	57.2	60.9	61.6	62.0	58.0	62.1	63.0	61.5	59.7
Avg. Dist. to Rail [m]	8.7	1.5	0.7	1.2	0.5	0.6	1.4	7.8	10.0
Avg. Stride Freq. [Hz]	2.1	2.1	2.1	2.0	2.0	2.1	2.1	2.2	2.1
Avg. Stride Length [m]	4.7	7.8	8.0	7.9	7.9	8.0	8.1	7.8	7.6



- [] Ranking at each section and finish
- .-.- No data available at this section
- NA No data available



Horse/Jockey Name	Ngozi
Final Rank	8
Fastest Section Time (Section)	0:10.03 (Overall)
Top Speed [km/h] (Section)	62.9 (800m)
Race State	Finished



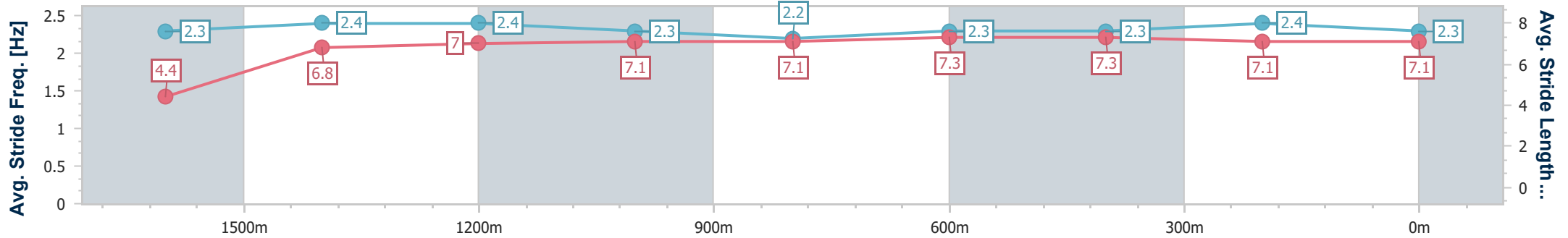
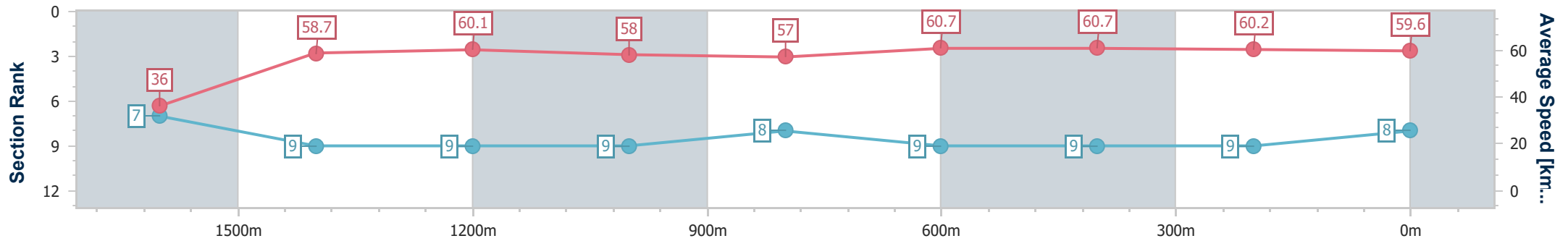
Aquis Park Gold Coast QLD Professional
 Race 1: AMALGAMATED PROPERTY GC Maiden Plate - 1700m



17 December 2022 - 12:19

Track Rating: Soft 5, Weather: Fine, Rail Position: +3.5m 1800m-350m; +3.5m Cutaway 350m; True Straight

Section	Overall	1600m	1400m	1200m	1000m	800m	600m	400m	200m				
Section Times	1:47.67 [8] (0:10.03)	1:37.64 [7] (0:12.56)	1:25.08 [9] (0:12.06)	1:13.02 [9] (0:12.43)	1:00.59 [9] (0:12.67)	0:47.92 [8] (0:11.90)	0:36.02 [9] (0:11.94)	0:24.08 [9] (0:12.00)	0:12.08 [9] (0:12.08)				
Average Speed [km/h]	36.0	58.7	60.1	58.0	57.0	60.7	60.7	60.2	59.6				
Top Speed [km/h]	58.1	61.1	61.6	61.0	59.5	62.9	62.0	61.3	60.3				
Avg. Dist. to Rail [m]	10.5	4.2	2.2	1.7	1.0	0.6	1.4	4.7	7.3				
Avg. Stride Freq. [Hz]	2.3	2.4	2.4	2.3	2.2	2.3	2.3	2.4	2.3				
Avg. Stride Length [m]	4.4	6.8	7.0	7.1	7.1	7.3	7.3	7.1	7.1				



- [] Ranking at each section and finish
- .-.- No data available at this section
- NA No data available



Horse/Jockey Name	Elmita
Final Rank	9
Fastest Section Time (Section)	0:09.80 (Overall)
Top Speed [km/h] (Section)	63.1 (600m)
Race State	Finished



Aquis Park Gold Coast QLD Professional

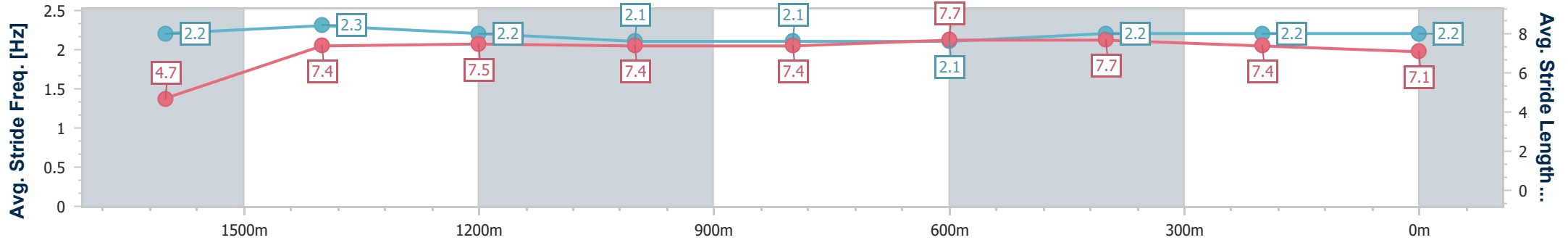
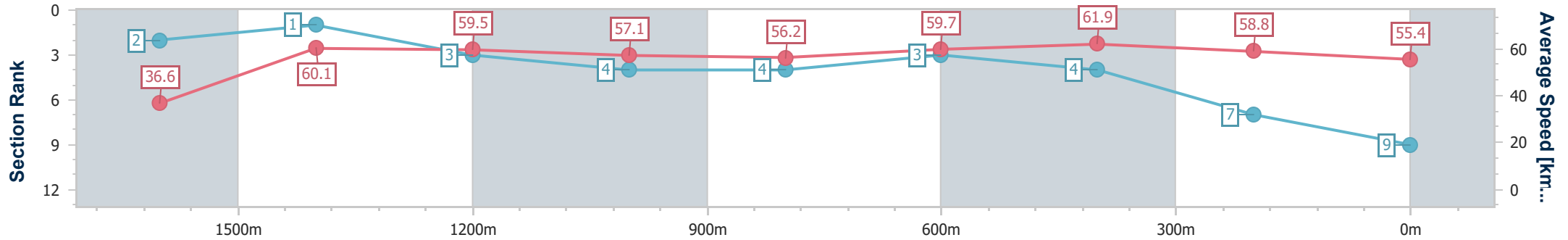
Race 1: AMALGAMATED PROPERTY GC Maiden Plate - 1700m



17 December 2022 - 12:19

Track Rating: Soft 5, Weather: Fine, Rail Position: +3.5m 1800m-350m; +3.5m Cutaway 350m; True Straight

Section	Overall	1600m	1400m	1200m	1000m	800m	600m	400m	200m				
Section Times	1:48.09 [9] (0:09.80)	1:38.29 [2] (0:11.99)	1:26.30 [1] (0:12.09)	1:14.21 [3] (0:12.62)	1:01.59 [4] (0:12.78)	0:48.81 [4] (0:12.00)	0:36.81 [3] (0:11.56)	0:25.25 [4] (0:12.26)	0:12.99 [7] (0:12.99)				
Average Speed [km/h]	36.6	60.1	59.5	57.1	56.2	59.7	61.9	58.8	55.4				
Top Speed [km/h]	60.4	61.6	61.4	59.8	58.0	61.2	63.1	60.3	57.2				
Avg. Dist. to Rail [m]	7.3	1.1	0.5	0.1	0.4	1.0	1.1	1.8	3.2				
Avg. Stride Freq. [Hz]	2.2	2.3	2.2	2.1	2.1	2.1	2.2	2.2	2.2				
Avg. Stride Length [m]	4.7	7.4	7.5	7.4	7.4	7.7	7.7	7.4	7.1				



- [] Ranking at each section and finish
- .-.- No data available at this section
- NA No data available