

Track Rating: Soft 5, Weather: Fine, Rail Position: +3.5m 1800m-350m; +3.5m Cutaway 350m; True Straight

Section		Overall											Last 600m	
Field Times		1:05.69 (0:08.35)											0:34.39	
		1000m											0:34.39	
		0:57.34 (0:11.47)												
		800m												
		0:45.87 (0:11.48)												
		600m												
		0:34.39 (0:11.12)												
		400m												
		0:23.27 (0:11.24)												
		200m												
		0:12.03 (0:12.03)												
Rank	TAB	Horse/Jockey	Barrier	Top Speed [km/h]	Fastest Section	Overall	1000m	800m	600m	400m	200m	Margin	Distance Travelled [m]	
1	8	<b>SINGAPORE LADY</b> Micheal Hellyer	10	66.5	0:08.35	1:05.69 [1] (0:08.35)	0:57.34 [1] (0:11.47)	0:45.87 [1] (0:11.48)	0:34.39 [1] (0:11.12)	0:23.27 [1] (0:11.24)	0:12.03 [1] (0:12.03)	1:05.69	0:34.39	
2	1	<b>ART HEIST</b> Craig Robertson	9	67.1	0:09.31	1:05.79 [2] (0:09.31)	0:56.48 [8] (0:11.37)	0:45.11 [8] (0:11.37)	0:33.74 [8] (0:11.22)	0:22.52 [8] (0:11.04)	0:11.48 [8] (0:11.48)	0.5L	0:33.74	-2
3	6	<b>AKASHI</b> Anthony Allen	6	66.9	0:09.11	1:05.93 [3] (0:09.11)	0:56.82 [7] (0:11.54)	0:45.28 [7] (0:11.26)	0:34.02 [6] (0:11.13)	0:22.89 [6] (0:11.15)	0:11.74 [6] (0:11.74)	1.3L	0:34.02	+0
4	2	<b>DOUBLE COCO</b> Danny Peisley	2	66.6	0:08.46	1:05.99 [4] (0:08.46)	0:57.53 [3] (0:11.60)	0:45.93 [3] (0:11.38)	0:34.55 [2] (0:11.16)	0:23.39 [2] (0:11.33)	0:12.06 [2] (0:12.06)	1.6L	0:34.55	+1
4	3	<b>SUPER SHARES</b> Les Tilley	3	66.5	0:08.71	1:05.99 [4] (0:08.71)	0:57.28 [5] (0:11.62)	0:45.66 [5] (0:11.53)	0:34.13 [5] (0:11.08)	0:23.05 [5] (0:11.16)	0:11.89 [4] (0:11.89)	1.6L	0:34.13	-4
6	7	<b>CHILLING ME SOFTLY</b> Robbie Fradd	1	65.8	0:08.45	1:06.04 [6] (0:08.45)	0:57.59 [2] (0:11.59)	0:46.00 [2] (0:11.49)	0:34.51 [3] (0:11.20)	0:23.31 [4] (0:11.34)	0:11.97 [3] (0:11.97)	1.8L	0:34.51	-3
7	5	<b>TOOLATEMATE</b> Nozi Tomizawa	4	66.8	0:08.99	1:06.19 [7] (0:08.99)	0:57.20 [6] (0:11.59)	0:45.61 [6] (0:11.46)	0:34.15 [7] (0:11.13)	0:23.02 [7] (0:11.13)	0:11.89 [7] (0:11.89)	2.6L	0:34.15	+1
8	4	<b>KING OF WANCHAI</b> Justin Huxtable	7	66.2	0:08.69	1:06.22 [8] (0:08.69)	0:57.53 [4] (0:11.59)	0:45.94 [4] (0:11.39)	0:34.55 [4] (0:11.13)	0:23.42 [3] (0:11.36)	0:12.06 [5] (0:12.06)	2.8L	0:34.55	+1

Scratched: The Preacher (#9), Angama (#10)



Horse/Jockey Name	Singapore Lady
Final Rank	1
Fastest Section Time (Section)	0:08.35 (Overall)
Top Speed [km/h] (Section)	66.5 (1000m)
Race State	Finished



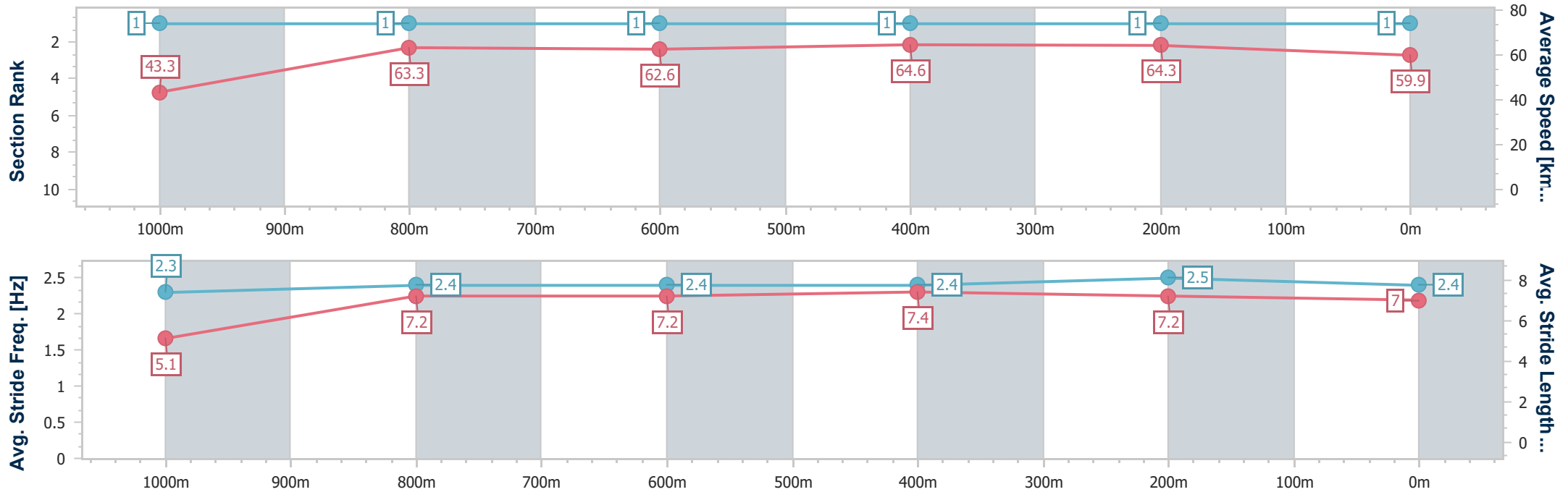
Aquis Park Gold Coast QLD Professional  
Race 3: APS PROJECT EARTH Maiden Plate - 1100m



17 December 2022 - 13:29

Track Rating: Soft 5, Weather: Fine, Rail Position: +3.5m 1800m-350m; +3.5m Cutaway 350m; True Straight

Section	Overall	1000m	800m	600m	400m	200m
Section Times	1:05.69 [1] (0:08.35)	0:57.34 [1] (0:11.47)	0:45.87 [1] (0:11.48)	0:34.39 [1] (0:11.12)	0:23.27 [1] (0:11.24)	0:12.03 [1] (0:12.03)
Average Speed [km/h]	43.3	63.3	62.6	64.6	64.3	59.9
Top Speed [km/h]	66.5	66.5	63.6	65.8	65.3	62.8
Avg. Dist. to Rail [m]	9.3	1.4	0.3	0.5	7.8	11.4
Avg. Stride Freq. [Hz]	2.3	2.4	2.4	2.4	2.5	2.4
Avg. Stride Length [m]	5.1	7.2	7.2	7.4	7.2	7.0



- [ ] Ranking at each section and finish
- .-.- No data available at this section
- NA No data available



Horse/Jockey Name	Art Heist
Final Rank	2
Fastest Section Time (Section)	0:09.31 (Overall)
Top Speed [km/h] (Section)	67.1 (400m)
Race State	Finished



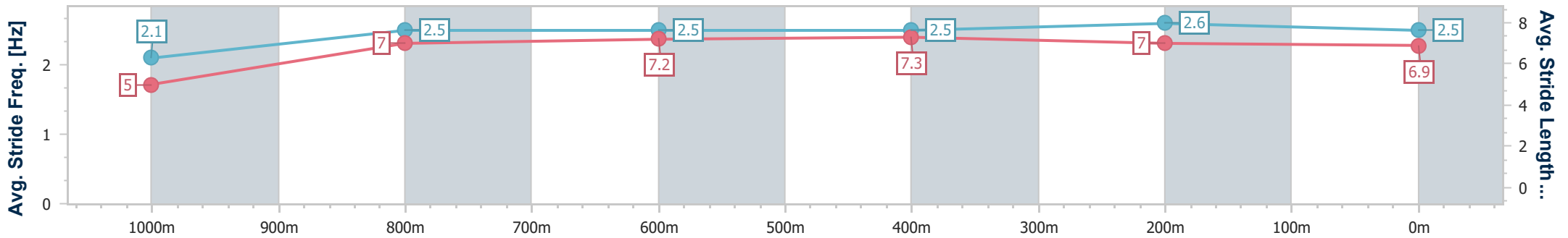
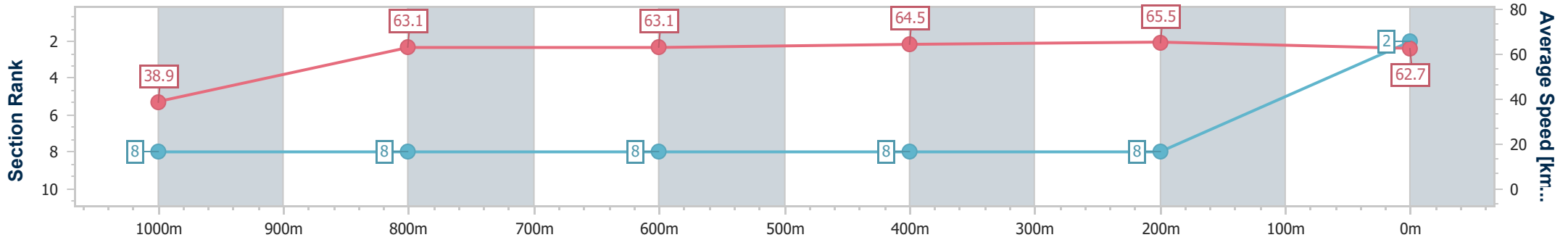
Aquis Park Gold Coast QLD Professional  
Race 3: APS PROJECT EARTH Maiden Plate - 1100m



17 December 2022 - 13:29

Track Rating: Soft 5, Weather: Fine, Rail Position: +3.5m 1800m-350m; +3.5m Cutaway 350m; True Straight

Section	Overall	1000m	800m	600m	400m	200m
Section Times	1:05.79 [2] (0:09.31)	0:56.48 [8] (0:11.37)	0:45.11 [8] (0:11.37)	0:33.74 [8] (0:11.22)	0:22.52 [8] (0:11.04)	0:11.48 [8] (0:11.48)
Average Speed [km/h]	38.9	63.1	63.1	64.5	65.5	62.7
Top Speed [km/h]	60.6	65.8	65.6	65.9	67.1	65.6
Avg. Dist. to Rail [m]	7.8	0.6	0.8	0.9	7.6	9.6
Avg. Stride Freq. [Hz]	2.1	2.5	2.5	2.5	2.6	2.5
Avg. Stride Length [m]	5.0	7.0	7.2	7.3	7.0	6.9



- [ ] Ranking at each section and finish
- .-.- No data available at this section
- NA No data available



Horse/Jockey Name	Akashi
Final Rank	3
Fastest Section Time (Section)	0:09.11 (Overall)
Top Speed [km/h] (Section)	66.9 (600m)
Race State	Finished



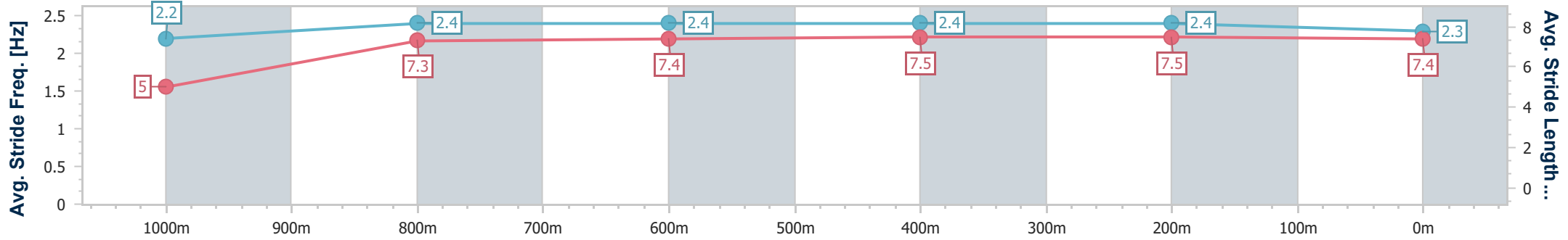
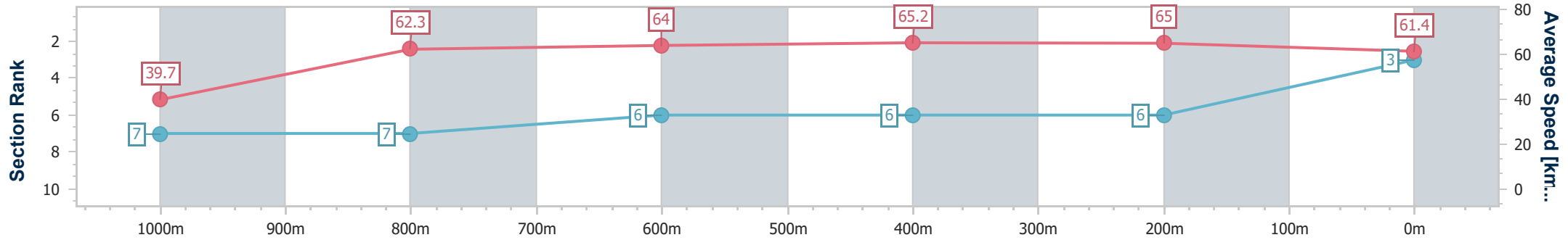
Aquis Park Gold Coast QLD Professional  
Race 3: APS PROJECT EARTH Maiden Plate - 1100m



17 December 2022 - 13:29

Track Rating: Soft 5, Weather: Fine, Rail Position: +3.5m 1800m-350m; +3.5m Cutaway 350m; True Straight

Section	Overall	1000m	800m	600m	400m	200m
Section Times	1:05.93 [3] (0:09.11)	0:56.82 [7] (0:11.54)	0:45.28 [7] (0:11.26)	0:34.02 [6] (0:11.13)	0:22.89 [6] (0:11.15)	0:11.74 [6] (0:11.74)
Average Speed [km/h]	39.7	62.3	64.0	65.2	65.0	61.4
Top Speed [km/h]	60.2	65.8	66.8	66.9	66.9	64.6
Avg. Dist. to Rail [m]	6.0	0.6	0.2	1.7	8.3	10.8
Avg. Stride Freq. [Hz]	2.2	2.4	2.4	2.4	2.4	2.3
Avg. Stride Length [m]	5.0	7.3	7.4	7.5	7.5	7.4



- [ ] Ranking at each section and finish
- .-.- No data available at this section
- NA No data available



Horse/Jockey Name	Double Coco
Final Rank	4
Fastest Section Time (Section)	0:08.46 (Overall)
Top Speed [km/h] (Section)	66.6 (600m)
Race State	Finished



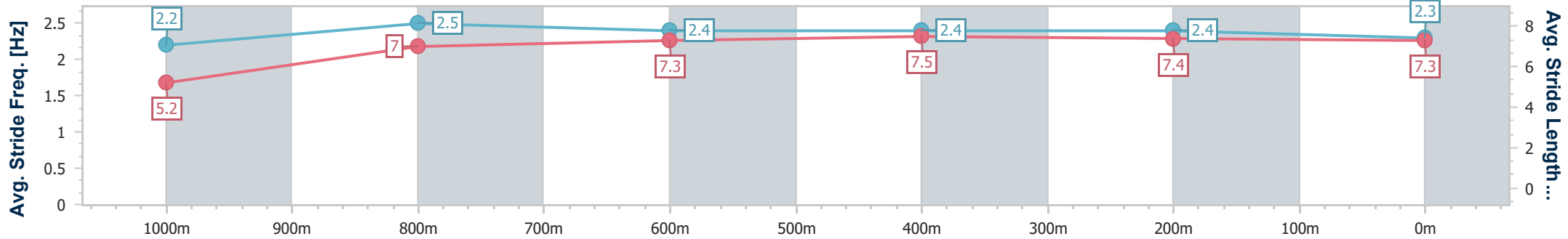
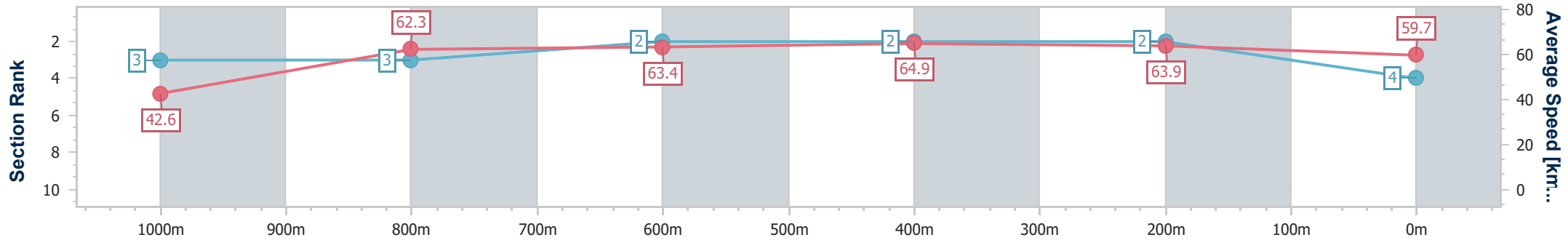
Aquis Park Gold Coast QLD Professional  
 Race 3: APS PROJECT EARTH Maiden Plate - 1100m



17 December 2022 - 13:29

Track Rating: Soft 5, Weather: Fine, Rail Position: +3.5m 1800m-350m; +3.5m Cutaway 350m; True Straight

Section	Overall	1000m	800m	600m	400m	200m
Section Times	1:05.99 [4] (0:08.46)	0:57.53 [3] (0:11.60)	0:45.93 [3] (0:11.38)	0:34.55 [2] (0:11.16)	0:23.39 [2] (0:11.33)	0:12.06 [2] (0:12.06)
Average Speed [km/h]	42.6	62.3	63.4	64.9	63.9	59.7
Top Speed [km/h]	62.0	63.2	65.1	66.6	65.6	62.6
Avg. Dist. to Rail [m]	4.5	0.8	0.9	1.0	9.6	13.2
Avg. Stride Freq. [Hz]	2.2	2.5	2.4	2.4	2.4	2.3
Avg. Stride Length [m]	5.2	7.0	7.3	7.5	7.4	7.3



- [ ] Ranking at each section and finish
- .-.- No data available at this section
- NA No data available



Horse/Jockey Name	Super Shares
Final Rank	4
Fastest Section Time (Section)	0:08.71 (Overall)
Top Speed [km/h] (Section)	66.5 (600m)
Race State	Finished



Aquis Park Gold Coast QLD Professional

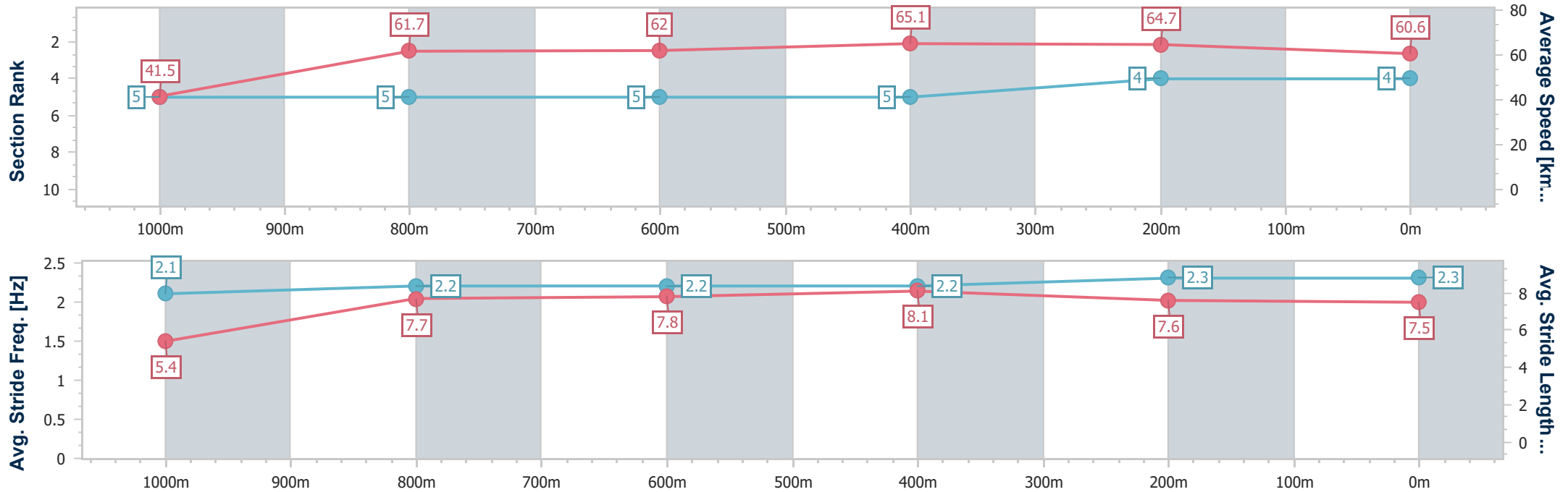
Race 3: APS PROJECT EARTH Maiden Plate - 1100m



17 December 2022 - 13:29

Track Rating: Soft 5, Weather: Fine, Rail Position: +3.5m 1800m-350m; +3.5m Cutaway 350m; True Straight

Section	Overall	1000m	800m	600m	400m	200m
Section Times	1:05.99 [4] (0:08.71)	0:57.28 [5] (0:11.62)	0:45.66 [5] (0:11.53)	0:34.13 [5] (0:11.08)	0:23.05 [5] (0:11.16)	0:11.89 [4] (0:11.89)
Average Speed [km/h]	41.5	61.7	62.0	65.1	64.7	60.6
Top Speed [km/h]	60.8	64.1	64.0	66.5	66.2	63.3
Avg. Dist. to Rail [m]	5.0	0.8	1.3	0.8	7.9	10.8
Avg. Stride Freq. [Hz]	2.1	2.2	2.2	2.2	2.3	2.3
Avg. Stride Length [m]	5.4	7.7	7.8	8.1	7.6	7.5



- [ ] Ranking at each section and finish
- .-.- No data available at this section
- NA No data available



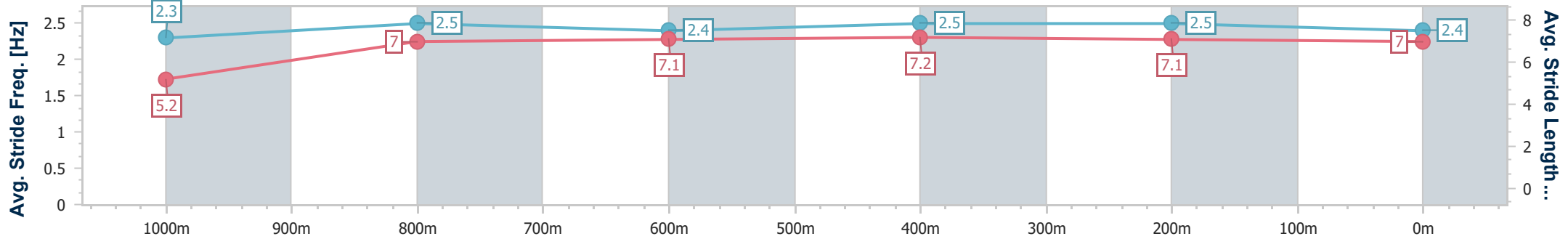
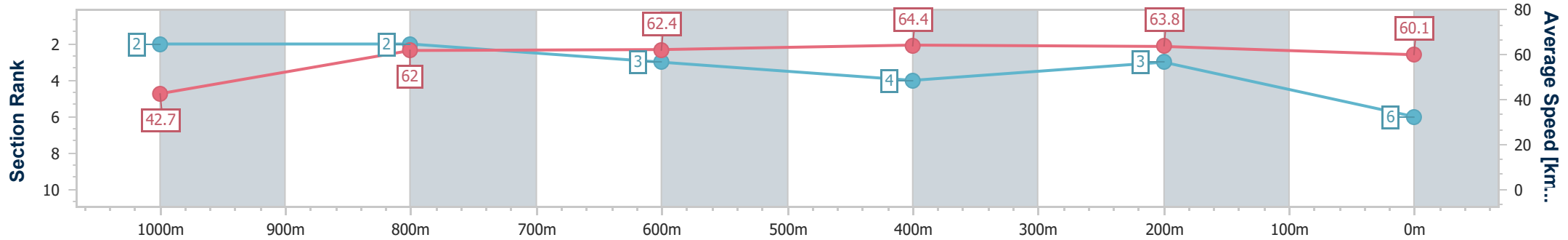
Horse/Jockey Name	Chilling Me Softly
Final Rank	6
Fastest Section Time (Section)	0:08.45 (Overall)
Top Speed [km/h] (Section)	65.8 (600m)
Race State	Finished



Aquis Park Gold Coast QLD Professional  
 Race 3: APS PROJECT EARTH Maiden Plate - 1100m  
 17 December 2022 - 13:29  
 Track Rating: Soft 5, Weather: Fine, Rail Position: +3.5m 1800m-350m; +3.5m Cutaway 350m; True Straight



Section	Overall	1000m	800m	600m	400m	200m
Section Times	1:06.04 [6] (0:08.45)	0:57.59 [2] (0:11.59)	0:46.00 [2] (0:11.49)	0:34.51 [3] (0:11.20)	0:23.31 [4] (0:11.34)	0:11.97 [3] (0:11.97)
Average Speed [km/h]	42.7	62.0	62.4	64.4	63.8	60.1
Top Speed [km/h]	61.1	64.0	63.6	65.8	65.3	63.1
Avg. Dist. to Rail [m]	3.3	0.3	0.7	0.5	7.4	10.3
Avg. Stride Freq. [Hz]	2.3	2.5	2.4	2.5	2.5	2.4
Avg. Stride Length [m]	5.2	7.0	7.1	7.2	7.1	7.0



- [ ] Ranking at each section and finish
- .-.- No data available at this section
- NA No data available



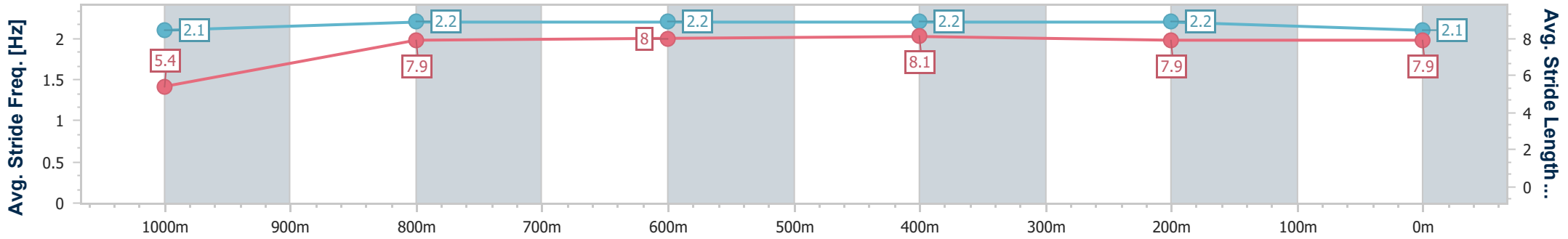
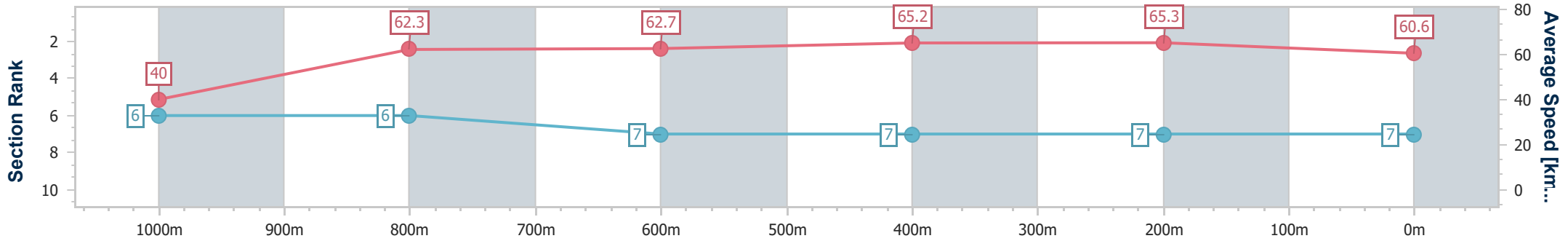
Horse/Jockey Name	Toolatamate
Final Rank	7
Fastest Section Time (Section)	0:08.99 (Overall)
Top Speed [km/h] (Section)	66.8 (600m)
Race State	Finished



**Aquis Park Gold Coast QLD Professional**  
**Race 3: APS PROJECT EARTH Maiden Plate - 1100m**  
 17 December 2022 - 13:29  
 Track Rating: Soft 5, Weather: Fine, Rail Position: +3.5m 1800m-350m; +3.5m Cutaway 350m; True Straight



Section	Overall	1000m	800m	600m	400m	200m
Section Times	1:06.19 [7] (0:08.99)	0:57.20 [6] (0:11.59)	0:45.61 [6] (0:11.46)	0:34.15 [7] (0:11.13)	0:23.02 [7] (0:11.13)	0:11.89 [7] (0:11.89)
Average Speed [km/h]	40.0	62.3	62.7	65.2	65.3	60.6
Top Speed [km/h]	60.5	64.8	65.4	66.8	66.1	63.1
Avg. Dist. to Rail [m]	5.6	0.3	0.3	1.4	12.3	13.8
Avg. Stride Freq. [Hz]	2.1	2.2	2.2	2.2	2.2	2.1
Avg. Stride Length [m]	5.4	7.9	8.0	8.1	7.9	7.9



- [ ] Ranking at each section and finish
- .-.- No data available at this section
- NA No data available





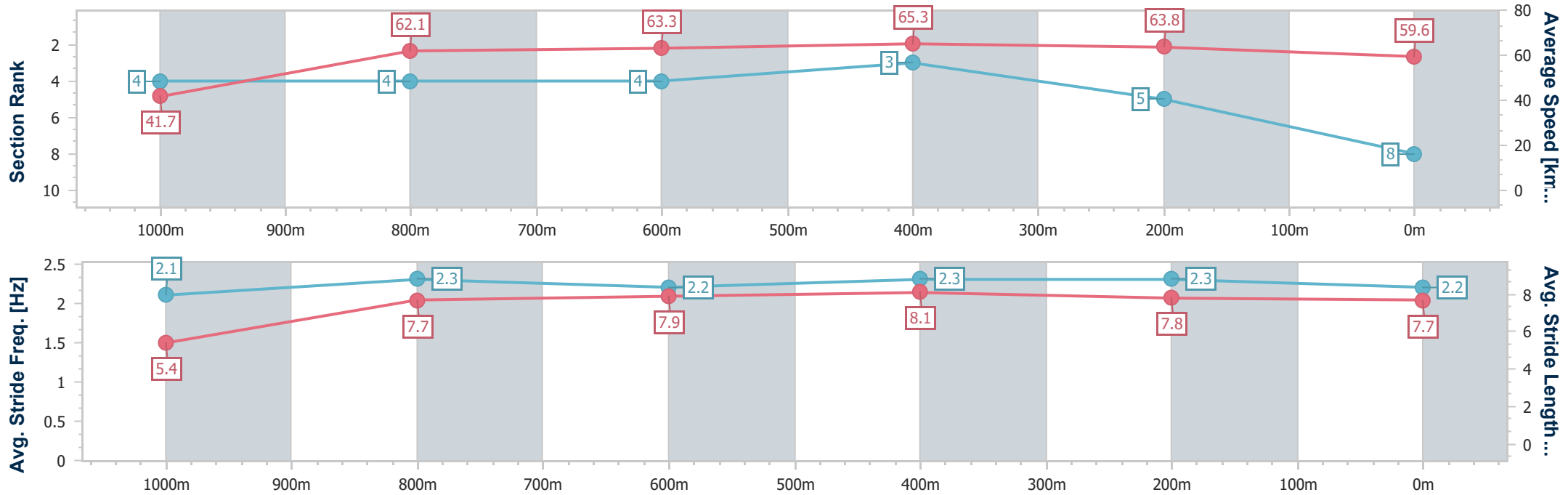
Horse/Jockey Name	King Of Wanchai
Final Rank	8
Fastest Section Time (Section)	0:08.69 (Overall)
Top Speed [km/h] (Section)	66.2 (600m)
Race State	Finished



**Aquis Park Gold Coast QLD Professional**  
**Race 3: APS PROJECT EARTH Maiden Plate - 1100m**  
 17 December 2022 - 13:29  
 Track Rating: Soft 5, Weather: Fine, Rail Position: +3.5m 1800m-350m; +3.5m Cutaway 350m; True Straight



Section	Overall	1000m	800m	600m	400m	200m
Section Times	1:06.22 [8] (0:08.69)	0:57.53 [4] (0:11.59)	0:45.94 [4] (0:11.39)	0:34.55 [4] (0:11.13)	0:23.42 [3] (0:11.36)	0:12.06 [5] (0:12.06)
Average Speed [km/h]	41.7	62.1	63.3	65.3	63.8	59.6
Top Speed [km/h]	60.6	64.0	64.9	66.2	65.1	62.5
Avg. Dist. to Rail [m]	6.4	0.2	0.5	1.7	11.4	14.8
Avg. Stride Freq. [Hz]	2.1	2.3	2.2	2.3	2.3	2.2
Avg. Stride Length [m]	5.4	7.7	7.9	8.1	7.8	7.7



- [ ] Ranking at each section and finish
- .-.- No data available at this section
- NA No data available