



**Sunshine Coast QLD Professional**  
**Race 6: COASTLINE BMW 2 SERIES COUPÉ BENCHMARK 65 Handicap**  
**- 1800m**  
**26 December 2022 - 16:32**



Track Rating: Good 4, Weather: Fine, Rail Position: True

Section		Overall	1600m	1400m	1200m	1000m	800m	600m	Last 600m					
Field Times		1:52.50 (0:13.47)	1:39.03 (0:11.84)	1:27.19 (0:11.81)	1:15.38 (0:12.84)	1:02.54 (0:13.31)	0:49.23 (0:12.61)	0:36.62 (0:11.81)	0:36.62					
Rank	TAB	Horse/Jockey	Barrier	Top Speed [km/h]	Fastest Section								Distance Travelled [m]	
1	12	<b>SCILAGO</b> Georgina Cartwright	6	62.9 1400m	0:11.81 600m	1:52.50 [1] (0:14.18)	1:38.32 [9] (0:11.88)	1:26.44 [9] (0:11.97)	1:14.47 [9] (0:12.60)	1:01.87 [9] (0:12.93)	0:48.94 [5] (0:12.32)	0:36.62 [1] (0:11.81)	0:36.62	
2	5	<b>MR DUDWEY</b> Madeleine Wishart	3	63.2 400m	0:11.65 400m	1:52.60 [2] (0:13.92)	1:38.68 [8] (0:11.90)	1:26.78 [7] (0:12.04)	1:14.74 [7] (0:12.77)	1:01.97 [7] (0:13.41)	0:48.56 [9] (0:12.52)	0:36.04 [8] (0:11.99)	0:36.04	-2
3	4	<b>PRICKLY POPPY</b> Tiffani Brooker	2	67.4 Overall	0:11.90 600m	1:52.77 [3] (0:13.67)	1:39.10 [4] (0:11.96)	1:27.14 [6] (0:12.04)	1:15.10 [6] (0:12.67)	1:02.43 [5] (0:13.36)	0:49.07 [6] (0:12.76)	0:36.31 [7] (0:11.90)	0:36.31	-6
4	6	<b>PEEKAYS LEGACY</b> Angela Jones	1	64.2 Overall	0:11.83 400m	1:52.85 [4] (0:13.90)	1:38.95 [7] (0:11.96)	1:26.99 [8] (0:12.13)	1:14.86 [8] (0:12.63)	1:02.23 [8] (0:13.36)	0:48.87 [8] (0:12.67)	0:36.20 [10] (0:11.92)	0:36.20	-6
5	10	<b>POPPY JOAN</b> Craig Robertson	5	68.8 Overall	0:11.83 1600m	1:53.05 [5] (0:13.65)	1:39.40 [3] (0:11.83)	1:27.57 [4] (0:11.96)	1:15.61 [4] (0:12.74)	1:02.87 [4] (0:13.30)	0:49.57 [4] (0:12.69)	0:36.88 [4] (0:12.02)	0:36.88	+0
6	1	<b>THATFRIDAYFEELING</b> Sean Cormack	9	63.7 1600m	0:11.73 1600m	1:53.24 [6] (0:14.43)	1:38.81 [11] (0:11.73)	1:27.08 [11] (0:12.26)	1:14.82 [10] (0:12.45)	1:02.37 [10] (0:13.22)	0:49.15 [10] (0:12.49)	0:36.66 [9] (0:12.17)	0:36.66	+2
7	7	<b>VAN NUYS</b> Jaden Lloyd	8	67.9 Overall	0:11.92 1600m	1:53.35 [7] (0:13.47)	1:39.88 [1] (0:11.92)	1:27.96 [3] (0:12.02)	1:15.94 [3] (0:12.68)	1:03.26 [3] (0:13.36)	0:49.90 [3] (0:12.79)	0:37.11 [5] (0:12.01)	0:37.11	-5
8	11	<b>GENERAL WOLFFE</b> Nikita Beriman	12	65.8 Overall	0:11.51 1600m	1:53.49 [8] (0:13.85)	1:39.64 [5] (0:11.51)	1:28.13 [2] (0:11.76)	1:16.37 [1] (0:12.84)	1:03.53 [1] (0:13.31)	0:50.22 [2] (0:12.77)	0:37.45 [3] (0:12.18)	0:37.45	+4
9	3	<b>LETS TORQUE A DEEL</b> Melea Castle	4	63.4 1600m	0:11.80 1600m	1:53.53 [9] (0:14.37)	1:39.16 [10] (0:11.80)	1:27.36 [10] (0:12.30)	1:15.06 [11] (0:12.49)	1:02.57 [11] (0:13.36)	0:49.21 [11] (0:12.55)	0:36.66 [11] (0:12.09)	0:36.66	-3
10	2	<b>KOMATA</b> Josh Adams	7	65.7 Overall	0:11.61 1600m	1:54.20 [10] (0:13.86)	1:40.34 [6] (0:11.61)	1:28.73 [5] (0:12.15)	1:16.58 [5] (0:12.71)	1:03.87 [6] (0:13.37)	0:50.50 [7] (0:12.60)	0:37.90 [6] (0:12.16)	0:37.90	+1

Scratched: Daintree Diva (#9)

[ ] Ranking at each section and finish  
 -:-:- No data available at this section  
 NA No data available  
 SCN Saddle cloth number  
 DNF Did not finish  
 DNT Did not track



**Sunshine Coast QLD Professional**  
**Race 6: COASTLINE BMW 2 SERIES COUPÉ BENCHMARK 65 Handicap**  
**- 1800m**

26 December 2022 - 16:32



Track Rating: Good 4, Weather: Fine, Rail Position: True

Section	Overall	1600m	1400m	1200m	1000m	800m	600m	Last 600m
Field Times	1:52.50 (0:13.47)	1:39.03 (0:11.84)	1:27.19 (0:11.81)	1:15.38 (0:12.84)	1:02.54 (0:13.31)	0:49.23 (0:12.61)	0:36.62 (0:11.81)	0:36.62

Rank	TAB	Horse/Jockey	Barrier	Top Speed [km/h]	Fastest Section	Overall	1600m	1400m	1200m	1000m	800m	600m	Last 600m	Distance Travelled [m]
11	8	RONLEE GAL	11	69.5	0:11.82	1:54.72 [11]	1:41.23 [2]	1:29.41 [1]	1:17.53 [2]	1:04.68 [2]	0:51.44 [1]	0:38.65 [2]	0:38.65	-9
		Brodie Loy		Overall	1600m	(0:13.49)	(0:11.82)	(0:11.88)	(0:12.85)	(0:13.24)	(0:12.79)	(0:11.89)		

Scratched: Daintree Diva (#9)

[ ] Ranking at each section and finish  
 -:-:- No data available at this section  
 NA No data available

SCN Saddle cloth number  
 DNF Did not finish  
 DNT Did not track



**Sunshine Coast QLD Professional**  
**Race 6: COASTLINE BMW 2 SERIES COUPÉ BENCHMARK 65 Handicap**  
**- 1800m**  
**26 December 2022 - 16:32**



Track Rating: Good 4, Weather: Fine, Rail Position: True

Section				400m	200m			Last 600m			
Field Times				0:24.81 (0:11.92)	0:12.89 (0:12.89)			0:36.62			
Rank	TAB	Horse/Jockey	Barrier	Top Speed [km/h]	Fastest Section	Margin				Distance Travelled [m]	
1	12	<b>SCILAGO</b> Georgina Cartwright	6	62.9 1400m	0:11.81 600m	0:24.81 [1] (0:11.92)	0:12.89 [1] (0:12.89)	1:52.50		0:36.62	
2	5	<b>MR DUDWEY</b> Madeleine Wishart	3	63.2 400m	0:11.65 400m	0:24.05 [7] (0:11.65)	0:12.40 [2] (0:12.40)	0.1L		0:36.04	-2
3	4	<b>PRICKLY POPPY</b> Tiffani Brooker	2	67.4 Overall	0:11.90 600m	0:24.41 [6] (0:11.92)	0:12.49 [5] (0:12.49)	0.27L		0:36.31	-6
4	6	<b>PEEKAYS LEGACY</b> Angela Jones	1	64.2 Overall	0:11.83 400m	0:24.28 [9] (0:11.83)	0:12.45 [7] (0:12.45)	0.35L		0:36.20	-6
5	10	<b>POPPY JOAN</b> Craig Robertson	5	68.8 Overall	0:11.83 1600m	0:24.86 [3] (0:11.99)	0:12.87 [3] (0:12.87)	0.55L		0:36.88	+0
6	1	<b>THATFRIDAYFEELING</b> Sean Cormack	9	63.7 1600m	0:11.73 1600m	0:24.49 [10] (0:11.87)	0:12.62 [10] (0:12.62)	0.74L		0:36.66	+2
7	7	<b>VAN NUYS</b> Jaden Lloyd	8	67.9 Overall	0:11.92 1600m	0:25.10 [4] (0:12.03)	0:13.07 [4] (0:13.07)	0.85L		0:37.11	-5
8	11	<b>GENERAL WOLFFE</b> Nikita Beriman	12	65.8 Overall	0:11.51 1600m	0:25.27 [5] (0:12.13)	0:13.14 [8] (0:13.14)	0.99L		0:37.45	+4
9	3	<b>LETS TORQUE A DEEL</b> Melea Castle	4	63.4 1600m	0:11.80 1600m	0:24.57 [11] (0:11.87)	0:12.70 [11] (0:12.70)	1.03L		0:36.66	-3
10	2	<b>KOMATA</b> Josh Adams	7	65.7 Overall	0:11.61 1600m	0:25.74 [8] (0:12.10)	0:13.64 [9] (0:13.64)	1.7L		0:37.90	+1

Scratched: Daintree Diva (#9)

[ ] Ranking at each section and finish  
 -:-:- No data available at this section  
 NA No data available

SCN Saddle cloth number  
 DNF Did not finish  
 DNT Did not track



**Sunshine Coast QLD Professional**  
**Race 6: COASTLINE BMW 2 SERIES COUPÉ BENCHMARK 65 Handicap**  
**- 1800m**  
**26 December 2022 - 16:32**



Track Rating: Good 4, Weather: Fine, Rail Position: True

Section	400m		200m		Last 600m					
Field Times	0:24.81 (0:11.92)		0:12.89 (0:12.89)		0:36.62					
Rank	TAB	Horse/Jockey	Barrier	Top Speed [km/h]	Fastest Section	Margin	Distance Travelled [m]			
11	8	RONLEE GAL	11	69.5	0:11.82	0:26.76 [2]	0:14.32 [6]	2.22L	0:38.65	-9
		Brodie Loy		Overall	1600m	(0:12.44)	(0:14.32)			

Scratched: Daintree Diva (#9)

[ ] Ranking at each section and finish  
 -:-:-:- No data available at this section  
 NA No data available

SCN Saddle cloth number  
 DNF Did not finish  
 DNT Did not track



Horse/Jockey Name	Scilago
Final Rank	1
Fastest Section Time (Section)	0:11.81 (600m)
Top Speed [km/h] (Section)	62.9 (1400m)
Race State	Finished



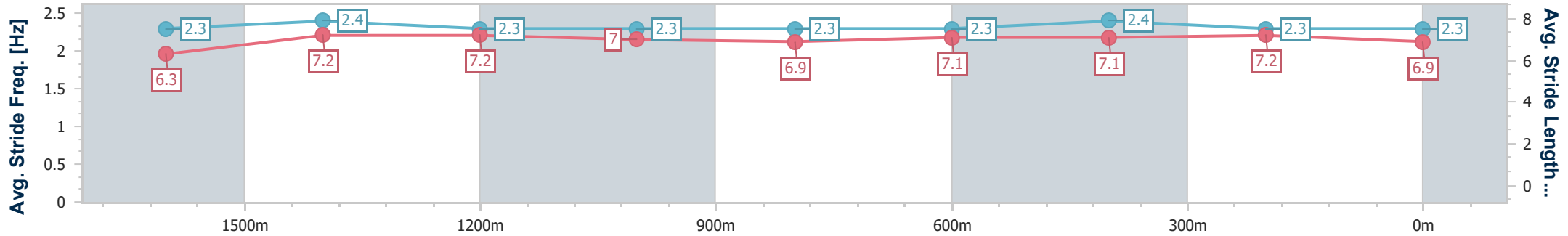
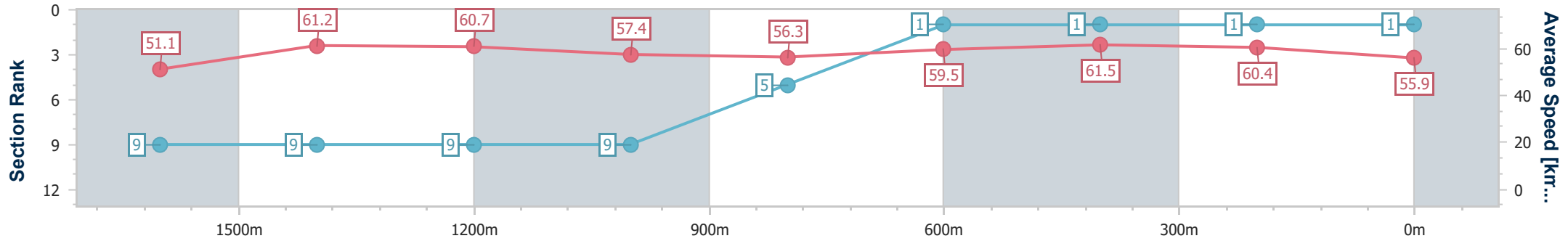
Sunshine Coast QLD Professional  
Race 6: COASTLINE BMW 2 SERIES COUPÉ BENCHMARK 65  
Handicap - 1800m



26 December 2022 - 16:32

Track Rating: Good 4, Weather: Fine, Rail Position: True

Section	Overall	1600m	1400m	1200m	1000m	800m	600m	400m	200m
Section Times	1:52.50 [1] (0:14.18)	1:38.32 [9] (0:11.88)	1:26.44 [9] (0:11.97)	1:14.47 [9] (0:12.60)	1:01.87 [9] (0:12.93)	0:48.94 [5] (0:12.32)	0:36.62 [1] (0:11.81)	0:24.81 [1] (0:11.92)	0:12.89 [1] (0:12.89)
Average Speed [km/h]	51.1	61.2	60.7	57.4	56.3	59.5	61.5	60.4	55.9
Top Speed [km/h]	62.7	62.7	62.9	60.0	58.9	61.1	62.5	62.0	58.2
Avg. Dist. to Rail [m]	8.1	3.2	3.5	3.9	4.0	3.2	1.5	4.1	4.0
Avg. Stride Freq. [Hz]	2.3	2.4	2.3	2.3	2.3	2.3	2.4	2.3	2.3
Avg. Stride Length [m]	6.3	7.2	7.2	7.0	6.9	7.1	7.1	7.2	6.9



- [ ] Ranking at each section and finish
- .-.- No data available at this section
- NA No data available



Horse/Jockey Name	Mr Dudwey
Final Rank	2
Fastest Section Time (Section)	0:11.65 (400m)
Top Speed [km/h] (Section)	63.2 (400m)
Race State	Finished



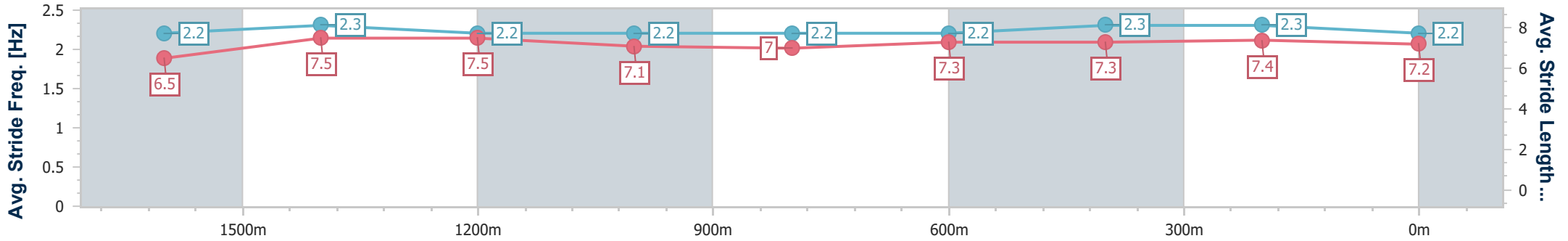
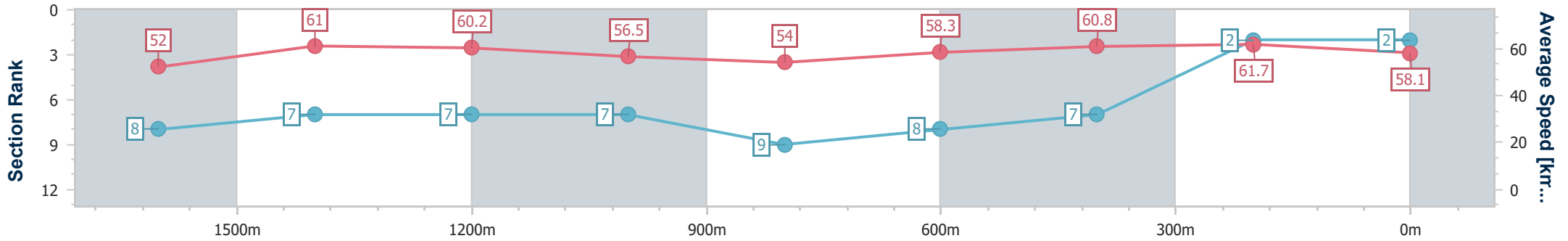
Sunshine Coast QLD Professional  
Race 6: COASTLINE BMW 2 SERIES COUPÉ BENCHMARK 65  
Handicap - 1800m



26 December 2022 - 16:32

Track Rating: Good 4, Weather: Fine, Rail Position: True

Section	Overall	1600m	1400m	1200m	1000m	800m	600m	400m	200m				
Section Times	1:52.60 [2] (0:13.92)	1:38.68 [8] (0:11.90)	1:26.78 [7] (0:12.04)	1:14.74 [7] (0:12.77)	1:01.97 [7] (0:13.41)	0:48.56 [9] (0:12.52)	0:36.04 [8] (0:11.99)	0:24.05 [7] (0:11.65)	0:12.40 [2] (0:12.40)				
Average Speed [km/h]	52.0	61.0	60.2	56.5	54.0	58.3	60.8	61.7	58.1				
Top Speed [km/h]	62.9	63.0	61.1	58.5	57.0	60.3	62.6	63.2	60.9				
Avg. Dist. to Rail [m]	6.5	2.6	3.1	3.2	3.0	2.3	2.0	4.8	5.1				
Avg. Stride Freq. [Hz]	2.2	2.3	2.2	2.2	2.2	2.2	2.3	2.3	2.2				
Avg. Stride Length [m]	6.5	7.5	7.5	7.1	7.0	7.3	7.3	7.4	7.2				



- [ ] Ranking at each section and finish
- .-.- No data available at this section
- NA No data available



Horse/Jockey Name	Prickly Poppy
Final Rank	3
Fastest Section Time (Section)	0:11.90 (600m)
Top Speed [km/h] (Section)	67.4 (Overall)
Race State	Finished



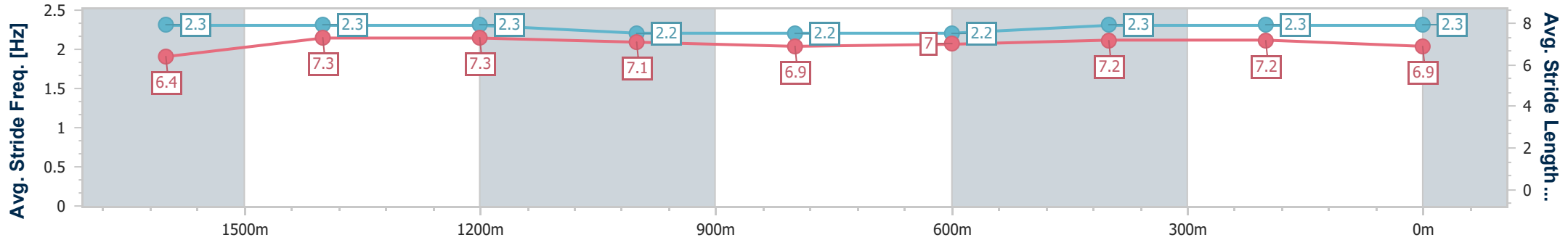
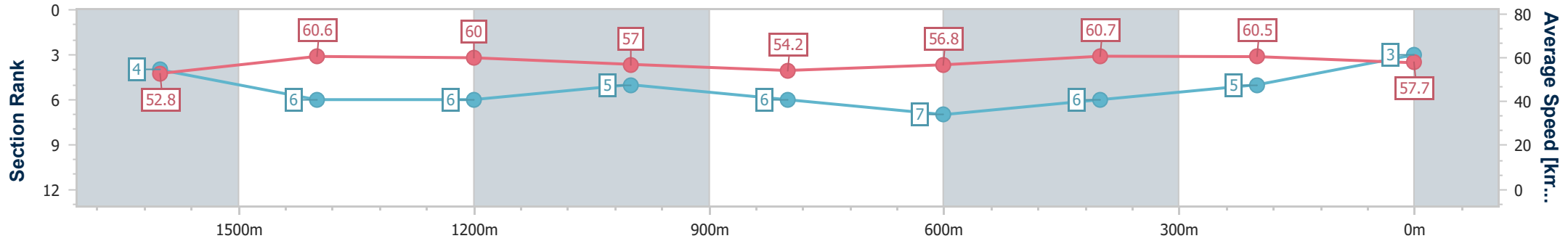
Sunshine Coast QLD Professional  
Race 6: COASTLINE BMW 2 SERIES COUPÉ BENCHMARK 65  
Handicap - 1800m



26 December 2022 - 16:32

Track Rating: Good 4, Weather: Fine, Rail Position: True

Section	Overall	1600m	1400m	1200m	1000m	800m	600m	400m	200m
Section Times	1:52.77 [3] (0:13.67)	1:39.10 [4] (0:11.96)	1:27.14 [6] (0:12.04)	1:15.10 [6] (0:12.67)	1:02.43 [5] (0:13.36)	0:49.07 [6] (0:12.76)	0:36.31 [7] (0:11.90)	0:24.41 [6] (0:11.92)	0:12.49 [5] (0:12.49)
Average Speed [km/h]	52.8	60.6	60.0	57.0	54.2	56.8	60.7	60.5	57.7
Top Speed [km/h]	67.4	62.9	61.2	59.8	55.8	59.3	62.0	62.1	59.6
Avg. Dist. to Rail [m]	5.4	1.8	2.3	2.3	2.1	1.1	0.7	1.5	1.5
Avg. Stride Freq. [Hz]	2.3	2.3	2.3	2.2	2.2	2.2	2.3	2.3	2.3
Avg. Stride Length [m]	6.4	7.3	7.3	7.1	6.9	7.0	7.2	7.2	6.9



- [ ] Ranking at each section and finish
- .-.- No data available at this section
- NA No data available



Horse/Jockey Name	Peekays Legacy
Final Rank	4
Fastest Section Time (Section)	0:11.83 (400m)
Top Speed [km/h] (Section)	64.2 (Overall)
Race State	Finished



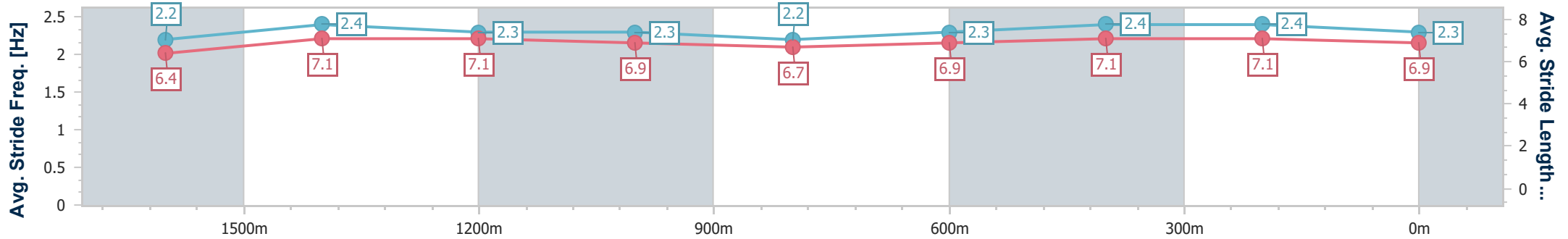
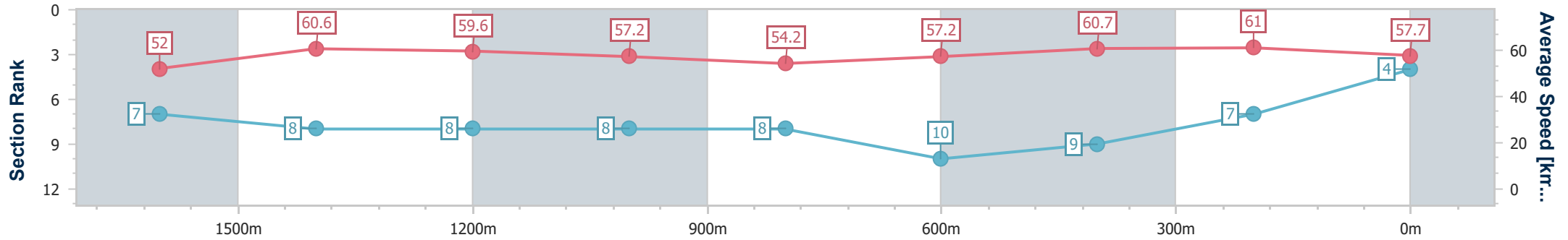
Sunshine Coast QLD Professional  
Race 6: COASTLINE BMW 2 SERIES COUPÉ BENCHMARK 65  
Handicap - 1800m



26 December 2022 - 16:32

Track Rating: Good 4, Weather: Fine, Rail Position: True

Section	Overall	1600m	1400m	1200m	1000m	800m	600m	400m	200m
Section Times	1:52.85 [4] (0:13.90)	1:38.95 [7] (0:11.96)	1:26.99 [8] (0:12.13)	1:14.86 [8] (0:12.63)	1:02.23 [8] (0:13.36)	0:48.87 [8] (0:12.67)	0:36.20 [10] (0:11.92)	0:24.28 [9] (0:11.83)	0:12.45 [7] (0:12.45)
Average Speed [km/h]	52.0	60.6	59.6	57.2	54.2	57.2	60.7	61.0	57.7
Top Speed [km/h]	64.2	62.7	61.1	59.1	56.2	58.8	61.8	62.8	59.6
Avg. Dist. to Rail [m]	4.4	1.8	2.1	2.1	2.0	1.4	0.8	0.7	0.3
Avg. Stride Freq. [Hz]	2.2	2.4	2.3	2.3	2.2	2.3	2.4	2.4	2.3
Avg. Stride Length [m]	6.4	7.1	7.1	6.9	6.7	6.9	7.1	7.1	6.9



- [ ] Ranking at each section and finish
- .-.- No data available at this section
- NA No data available





Horse/Jockey Name	Poppy Joan
Final Rank	5
Fastest Section Time (Section)	0:11.83 (1600m)
Top Speed [km/h] (Section)	68.8 (Overall)
Race State	Finished



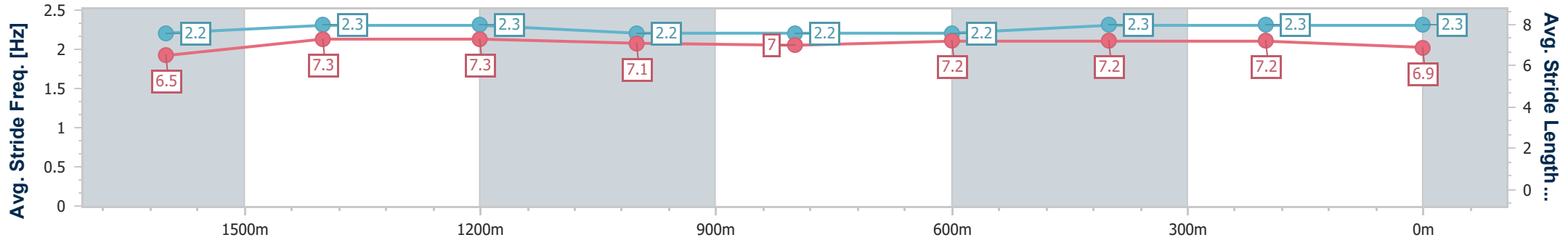
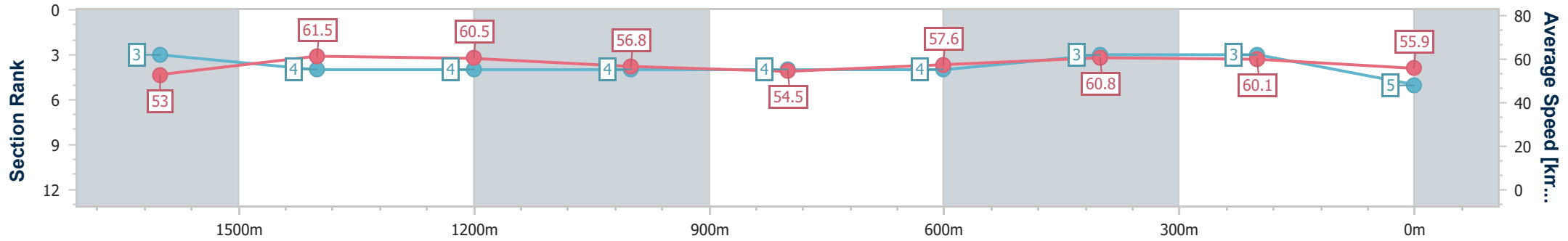
Sunshine Coast QLD Professional  
Race 6: COASTLINE BMW 2 SERIES COUPÉ BENCHMARK 65  
Handicap - 1800m



26 December 2022 - 16:32

Track Rating: Good 4, Weather: Fine, Rail Position: True

Section	Overall	1600m	1400m	1200m	1000m	800m	600m	400m	200m
Section Times	1:53.05 [5] (0:13.65)	1:39.40 [3] (0:11.83)	1:27.57 [4] (0:11.96)	1:15.61 [4] (0:12.74)	1:02.87 [4] (0:13.30)	0:49.57 [4] (0:12.69)	0:36.88 [4] (0:12.02)	0:24.86 [3] (0:11.99)	0:12.87 [3] (0:12.87)
Average Speed [km/h]	53.0	61.5	60.5	56.8	54.5	57.6	60.8	60.1	55.9
Top Speed [km/h]	68.8	66.0	62.1	58.7	56.0	60.9	61.4	61.3	58.7
Avg. Dist. to Rail [m]	7.4	2.7	3.1	3.2	2.9	2.5	2.6	4.6	3.7
Avg. Stride Freq. [Hz]	2.2	2.3	2.3	2.2	2.2	2.2	2.3	2.3	2.3
Avg. Stride Length [m]	6.5	7.3	7.3	7.1	7.0	7.2	7.2	7.2	6.9



- [ ] Ranking at each section and finish
- .-.- No data available at this section
- NA No data available



Horse/Jockey Name	Thatfridayfeeling
Final Rank	6
Fastest Section Time (Section)	0:11.73 (1600m)
Top Speed [km/h] (Section)	63.7 (1600m)
Race State	Finished



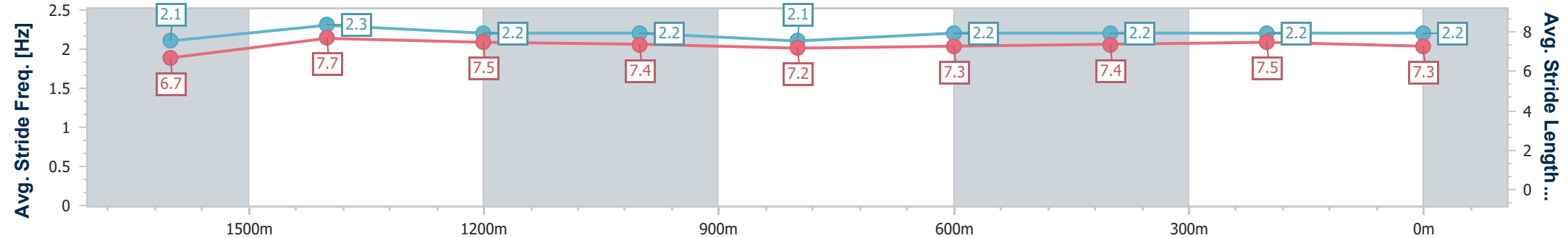
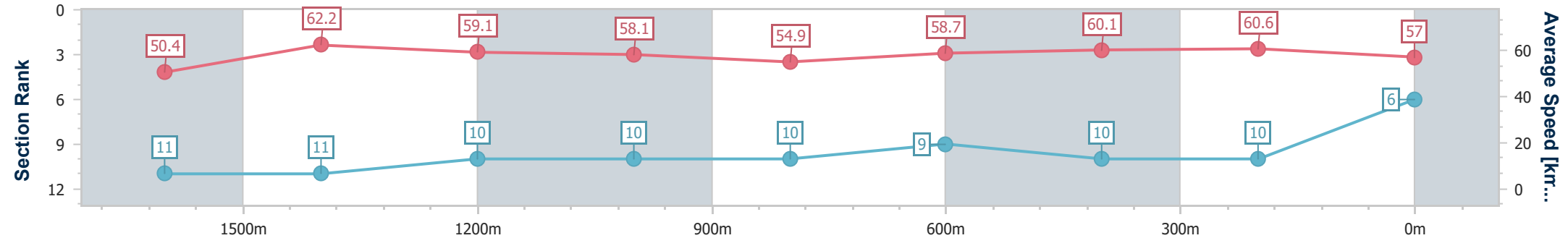
Sunshine Coast QLD Professional  
Race 6: COASTLINE BMW 2 SERIES COUPÉ BENCHMARK 65  
Handicap - 1800m



26 December 2022 - 16:32

Track Rating: Good 4, Weather: Fine, Rail Position: True

Section	Overall	1600m	1400m	1200m	1000m	800m	600m	400m	200m				
Section Times	1:53.24 [6] (0:14.43)	1:38.81 [11] (0:11.73)	1:27.08 [11] (0:12.26)	1:14.82 [10] (0:12.45)	1:02.37 [10] (0:13.22)	0:49.15 [10] (0:12.49)	0:36.66 [9] (0:12.17)	0:24.49 [10] (0:11.87)	0:12.62 [10] (0:12.62)				
Average Speed [km/h]	50.4	62.2	59.1	58.1	54.9	58.7	60.1	60.6	57.0				
Top Speed [km/h]	62.2	63.7	60.4	60.4	57.9	60.3	60.6	61.6	59.5				
Avg. Dist. to Rail [m]	9.6	3.6	3.9	3.4	3.5	3.2	2.7	4.7	5.3				
Avg. Stride Freq. [Hz]	2.1	2.3	2.2	2.2	2.1	2.2	2.2	2.2	2.2				
Avg. Stride Length [m]	6.7	7.7	7.5	7.4	7.2	7.3	7.4	7.5	7.3				



- [ ] Ranking at each section and finish
- .-.- No data available at this section
- NA No data available



Horse/Jockey Name	Van Nuys
Final Rank	7
Fastest Section Time (Section)	0:11.92 (1600m)
Top Speed [km/h] (Section)	67.9 (Overall)
Race State	Finished



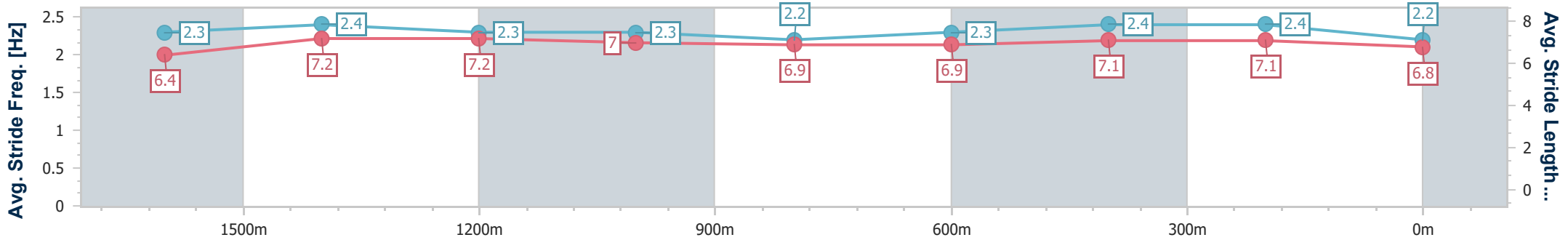
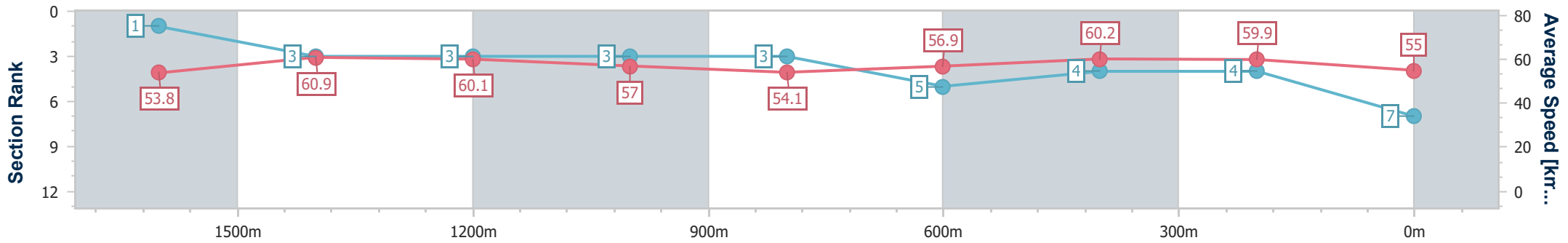
Sunshine Coast QLD Professional  
 Race 6: COASTLINE BMW 2 SERIES COUPÉ BENCHMARK 65  
 Handicap - 1800m



26 December 2022 - 16:32

Track Rating: Good 4, Weather: Fine, Rail Position: True

Section	Overall	1600m	1400m	1200m	1000m	800m	600m	400m	200m				
Section Times	1:53.35 [7] (0:13.47)	1:39.88 [1] (0:11.92)	1:27.96 [3] (0:12.02)	1:15.94 [3] (0:12.68)	1:03.26 [3] (0:13.36)	0:49.90 [3] (0:12.79)	0:37.11 [5] (0:12.01)	0:25.10 [4] (0:12.03)	0:13.07 [4] (0:13.07)				
Average Speed [km/h]	53.8	60.9	60.1	57.0	54.1	56.9	60.2	59.9	55.0				
Top Speed [km/h]	67.9	63.4	61.2	58.4	55.6	60.7	61.6	61.4	58.9				
Avg. Dist. to Rail [m]	9.3	1.9	2.2	2.0	2.0	1.6	0.8	2.9	3.0				
Avg. Stride Freq. [Hz]	2.3	2.4	2.3	2.3	2.2	2.3	2.4	2.4	2.2				
Avg. Stride Length [m]	6.4	7.2	7.2	7.0	6.9	6.9	7.1	7.1	6.8				



- [ ] Ranking at each section and finish
- .-.- No data available at this section
- NA No data available



Horse/Jockey Name	General Wolffe
Final Rank	8
Fastest Section Time (Section)	0:11.51 (1600m)
Top Speed [km/h] (Section)	65.8 (Overall)
Race State	Finished



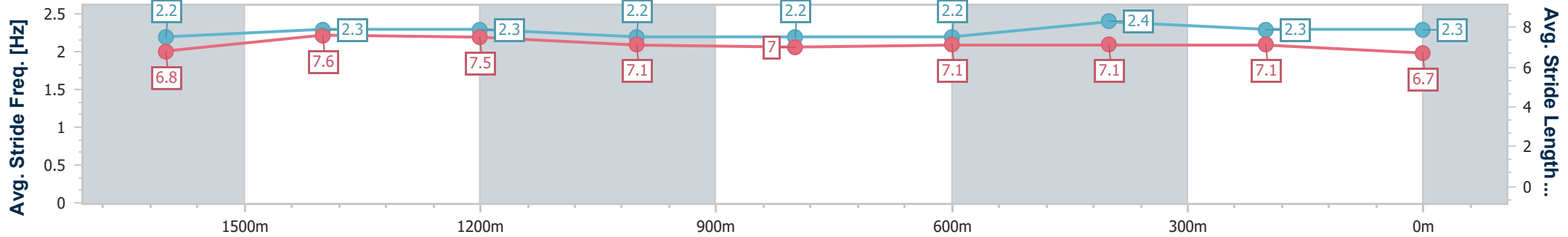
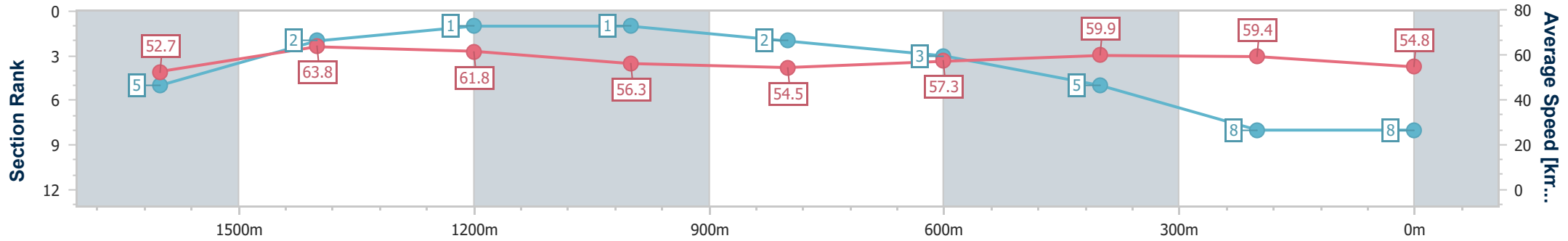
Sunshine Coast QLD Professional  
Race 6: COASTLINE BMW 2 SERIES COUPÉ BENCHMARK 65  
Handicap - 1800m



26 December 2022 - 16:32

Track Rating: Good 4, Weather: Fine, Rail Position: True

Section	Overall	1600m	1400m	1200m	1000m	800m	600m	400m	200m
Section Times	1:53.49 [8] (0:13.85)	1:39.64 [5] (0:11.51)	1:28.13 [2] (0:11.76)	1:16.37 [1] (0:12.84)	1:03.53 [1] (0:13.31)	0:50.22 [2] (0:12.77)	0:37.45 [3] (0:12.18)	0:25.27 [5] (0:12.13)	0:13.14 [8] (0:13.14)
Average Speed [km/h]	52.7	63.8	61.8	56.3	54.5	57.3	59.9	59.4	54.8
Top Speed [km/h]	65.8	65.5	64.1	59.2	55.3	59.5	60.9	60.9	57.6
Avg. Dist. to Rail [m]	13.3	5.0	4.0	3.9	3.6	2.8	2.2	4.0	4.3
Avg. Stride Freq. [Hz]	2.2	2.3	2.3	2.2	2.2	2.2	2.4	2.3	2.3
Avg. Stride Length [m]	6.8	7.6	7.5	7.1	7.0	7.1	7.1	7.1	6.7



- [ ] Ranking at each section and finish
- .-.- No data available at this section
- NA No data available



Horse/Jockey Name	Lets Torque A Deel
Final Rank	9
Fastest Section Time (Section)	0:11.80 (1600m)
Top Speed [km/h] (Section)	63.4 (1600m)
Race State	Finished



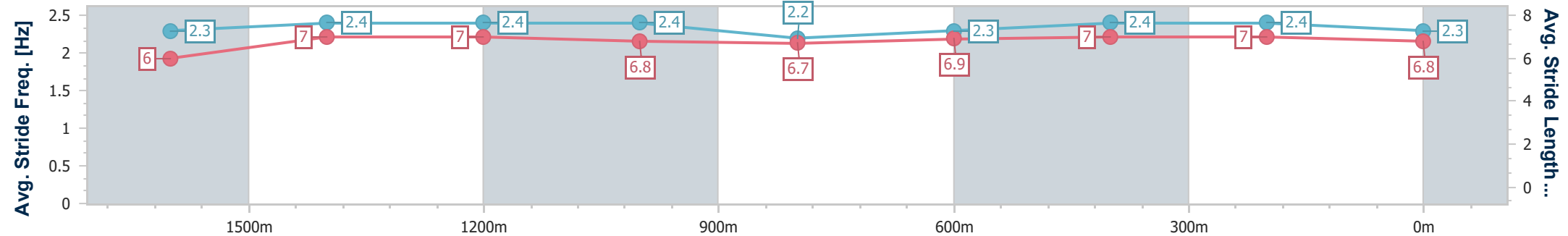
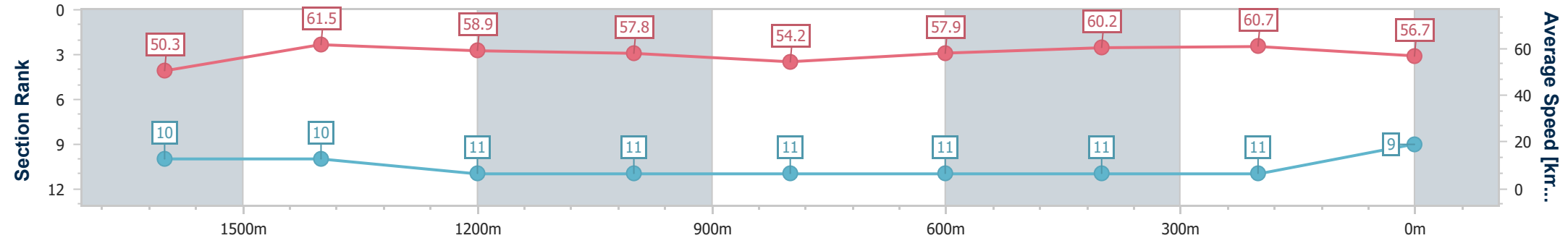
Sunshine Coast QLD Professional  
Race 6: COASTLINE BMW 2 SERIES COUPÉ BENCHMARK 65  
Handicap - 1800m



26 December 2022 - 16:32

Track Rating: Good 4, Weather: Fine, Rail Position: True

Section	Overall	1600m	1400m	1200m	1000m	800m	600m	400m	200m				
Section Times	1:53.53 [9] (0:14.37)	1:39.16 [10] (0:11.80)	1:27.36 [10] (0:12.30)	1:15.06 [11] (0:12.49)	1:02.57 [11] (0:13.36)	0:49.21 [11] (0:12.55)	0:36.66 [11] (0:12.09)	0:24.57 [11] (0:11.87)	0:12.70 [11] (0:12.70)				
Average Speed [km/h]	50.3	61.5	58.9	57.8	54.2	57.9	60.2	60.7	56.7				
Top Speed [km/h]	61.8	63.4	60.7	60.8	56.1	59.7	61.7	61.8	59.1				
Avg. Dist. to Rail [m]	6.3	2.3	2.7	2.3	2.3	1.8	1.8	1.4	2.6				
Avg. Stride Freq. [Hz]	2.3	2.4	2.4	2.4	2.2	2.3	2.4	2.4	2.3				
Avg. Stride Length [m]	6.0	7.0	7.0	6.8	6.7	6.9	7.0	7.0	6.8				



- [ ] Ranking at each section and finish
- .-.- No data available at this section
- NA No data available



Horse/Jockey Name	Komata
Final Rank	10
Fastest Section Time (Section)	0:11.61 (1600m)
Top Speed [km/h] (Section)	65.7 (Overall)
Race State	Finished



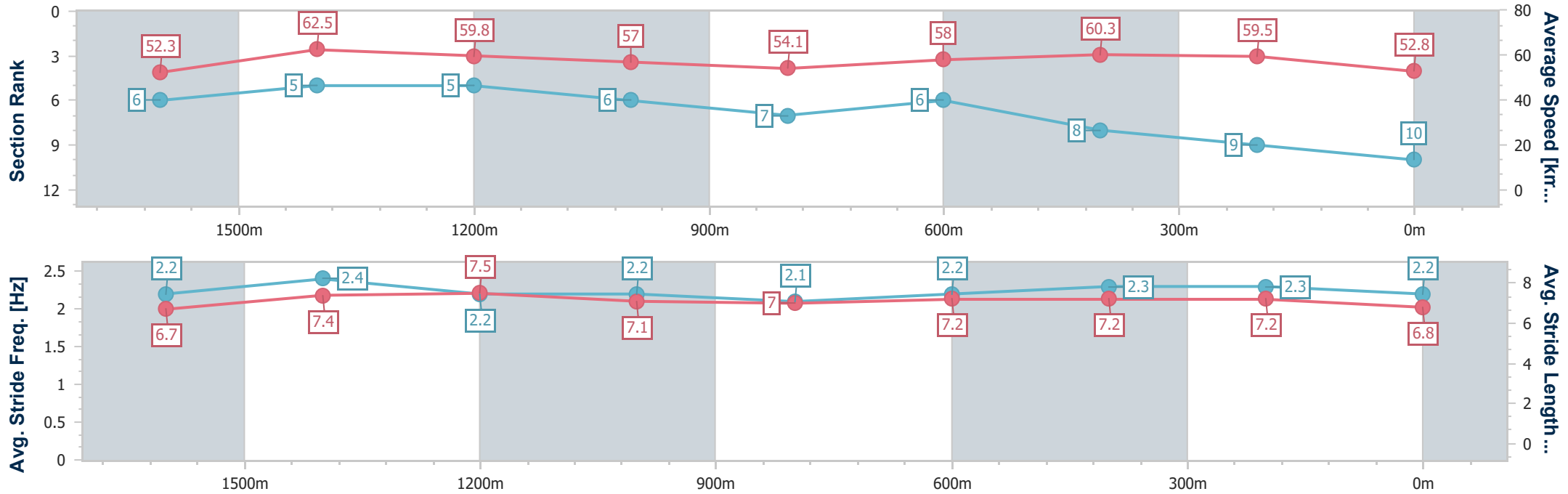
Sunshine Coast QLD Professional  
Race 6: COASTLINE BMW 2 SERIES COUPÉ BENCHMARK 65  
Handicap - 1800m



26 December 2022 - 16:32

Track Rating: Good 4, Weather: Fine, Rail Position: True

Section	Overall	1600m	1400m	1200m	1000m	800m	600m	400m	200m
Section Times	1:54.20 [10] (0:13.86)	1:40.34 [6] (0:11.61)	1:28.73 [5] (0:12.15)	1:16.58 [5] (0:12.71)	1:03.87 [6] (0:13.37)	0:50.50 [7] (0:12.60)	0:37.90 [6] (0:12.16)	0:25.74 [8] (0:12.10)	0:13.64 [9] (0:13.64)
Average Speed [km/h]	52.3	62.5	59.8	57.0	54.1	58.0	60.3	59.5	52.8
Top Speed [km/h]	65.7	64.5	62.0	58.7	56.6	60.3	61.5	62.2	56.5
Avg. Dist. to Rail [m]	8.6	3.1	3.6	3.6	2.8	2.4	3.1	6.5	6.2
Avg. Stride Freq. [Hz]	2.2	2.4	2.2	2.2	2.1	2.2	2.3	2.3	2.2
Avg. Stride Length [m]	6.7	7.4	7.5	7.1	7.0	7.2	7.2	7.2	6.8



- [ ] Ranking at each section and finish
- .-.- No data available at this section
- NA No data available



Horse/Jockey Name	Ronlee Gal
Final Rank	11
Fastest Section Time (Section)	0:11.82 (1600m)
Top Speed [km/h] (Section)	69.5 (Overall)
Race State	Finished



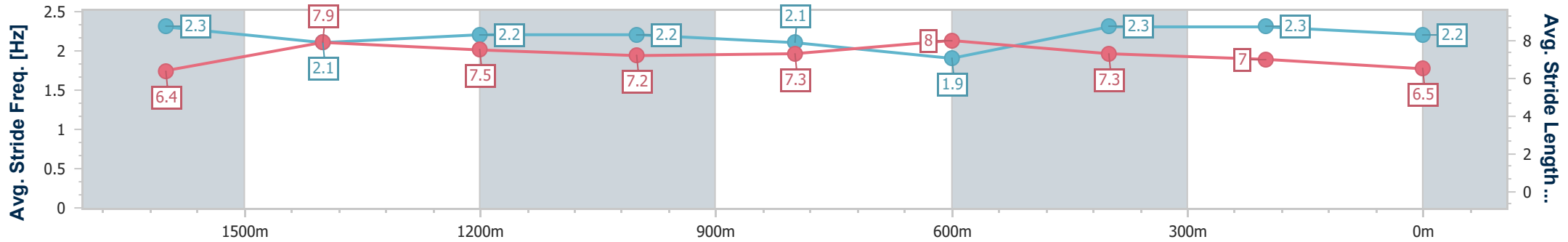
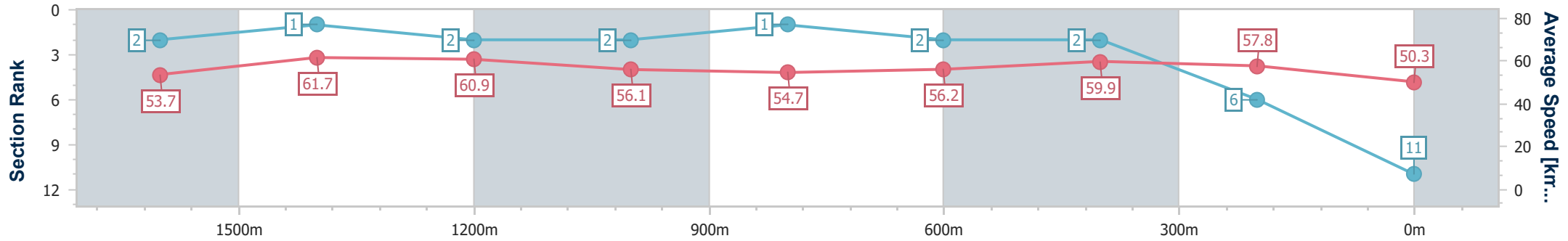
Sunshine Coast QLD Professional  
Race 6: COASTLINE BMW 2 SERIES COUPÉ BENCHMARK 65  
Handicap - 1800m



26 December 2022 - 16:32

Track Rating: Good 4, Weather: Fine, Rail Position: True

Section	Overall	1600m	1400m	1200m	1000m	800m	600m	400m	200m
Section Times	1:54.72 [11] (0:13.49)	1:41.23 [2] (0:11.82)	1:29.41 [1] (0:11.88)	1:17.53 [2] (0:12.85)	1:04.68 [2] (0:13.24)	0:51.44 [1] (0:12.79)	0:38.65 [2] (0:11.89)	0:26.76 [2] (0:12.44)	0:14.32 [6] (0:14.32)
Average Speed [km/h]	53.7	61.7	60.9	56.1	54.7	56.2	59.9	57.8	50.3
Top Speed [km/h]	69.5	67.2	62.8	59.2	55.4	60.0	62.9	60.4	53.8
Avg. Dist. to Rail [m]	11.7	2.8	2.0	1.1	2.1	0.7	2.0	0.7	0.4
Avg. Stride Freq. [Hz]	2.3	2.1	2.2	2.2	2.1	1.9	2.3	2.3	2.2
Avg. Stride Length [m]	6.4	7.9	7.5	7.2	7.3	8.0	7.3	7.0	6.5



- [ ] Ranking at each section and finish
- .-.- No data available at this section
- NA No data available