

Track Rating: Soft 5, Weather: Overcast, Rail Position: +10m Entire

| Section | | Overall | 1000m | 800m | 600m | 400m | 200m | Last 600m | | | | | |
|-------------|---|----------------------|--|----------------------|--------------------------|--------------------------|--------------------------|--------------------------|--------------------------|--------------------------|---------|---------|------------------------|
| Field Times | | 1:09.65 (0:13.73) | 0:55.92 (0:10.93) | 0:44.99 (0:11.08) | 0:33.91 (0:11.16) | 0:22.75 (0:11.26) | 0:11.49 (0:11.49) | 0:00.00 | | | | | |
| Rank | TAB Horse/Jockey | Barrier | Top Speed [km/h] | Fastest Section | Overall | 1000m | 800m | 600m | 400m | 200m | Margin | Margin | Distance Travelled [m] |
| 1 | 9 CHARGE ON Elione Chaves | 4 | 66.5 | 0:10.91 | 1:09.65 [1] (0:14.27) | 0:55.38 [4] (0:10.91) | 0:44.47 [4] (0:11.01) | 0:33.46 [4] (0:11.06) | 0:22.40 [3] (0:11.11) | 0:11.29 [2] (0:11.29) | 1:09.65 | 0:33.46 | |
| 2 | 1 DARK HORSE Martin Harley | 3 | 67.4 | 0:10.90 | 1:09.77 [2] (0:13.91) | 0:55.86 [2] (0:10.90) | 0:44.96 [2] (0:11.01) | 0:33.95 [2] (0:11.08) | 0:22.87 [1] (0:11.26) | 0:11.61 [1] (0:11.61) | 0.5L | 0:33.95 | +5 |
| 3 | 8 ASCOT EXPRESS Georgina Cartwright | 6 | 67.2 | 0:10.93 | 1:10.76 [3] (0:13.73) | 0:57.03 [1] (0:10.93) | 0:46.10 [1] (0:11.08) | 0:35.02 [1] (0:11.21) | 0:23.81 [2] (0:11.58) | 0:12.23 [3] (0:12.23) | 6.3L | 0:35.02 | +2 |
| 4 | 11 ZEELUCK Jason Taylor | 7 | 66.0 | 0:11.08 | 1:11.05 [4] (0:13.95) | 0:57.10 [3] (0:11.08) | 0:46.02 [3] (0:11.08) | 0:34.94 [3] (0:11.19) | 0:23.75 [4] (0:11.50) | 0:12.25 [4] (0:12.25) | 7.8L | 0:34.94 | +6 |
| 5 | 3 IMPEL GAZELLE Jag Guthmann-Chester | 11 | Data was not able to be tracked for this horse | | -:--:- | -:--:- | -:--:- | -:--:- | -:--:- | -:--:- | 8L | -:--:- | -:--:- |
| 6 | 7 STORM ATTACK Jake Molloy | 10 | 65.7 | 0:10.98 | 1:11.23 [6] (0:14.60) | 0:56.63 [6] (0:11.01) | 0:45.62 [6] (0:10.98) | 0:34.64 [6] (0:11.25) | 0:23.39 [6] (0:11.48) | 0:11.91 [5] (0:11.91) | 8.8L | 0:34.64 | +4 |
| 7 | 10 HELSUN Andrew Spinks | 1 | 65.6 | 0:11.05 | 1:12.10 [7] (0:14.30) | 0:57.80 [5] (0:11.05) | 0:46.75 [5] (0:11.10) | 0:35.65 [5] (0:11.19) | 0:24.46 [5] (0:11.79) | 0:12.67 [6] (0:12.67) | 13.8L | 0:35.65 | +4 |

Scratched: Dixon Bay (#2), Nic Me Some (#4), Rising Star (#5), Roman Heir (#6)



| | |
|--------------------------------|-----------------|
| Horse/Jockey Name | Charge On |
| Final Rank | 1 |
| Fastest Section Time (Section) | 0:10.91 (1000m) |
| Top Speed [km/h] (Section) | 66.5 (Overall) |
| Race State | Finished |



Ipswich QLD Professional

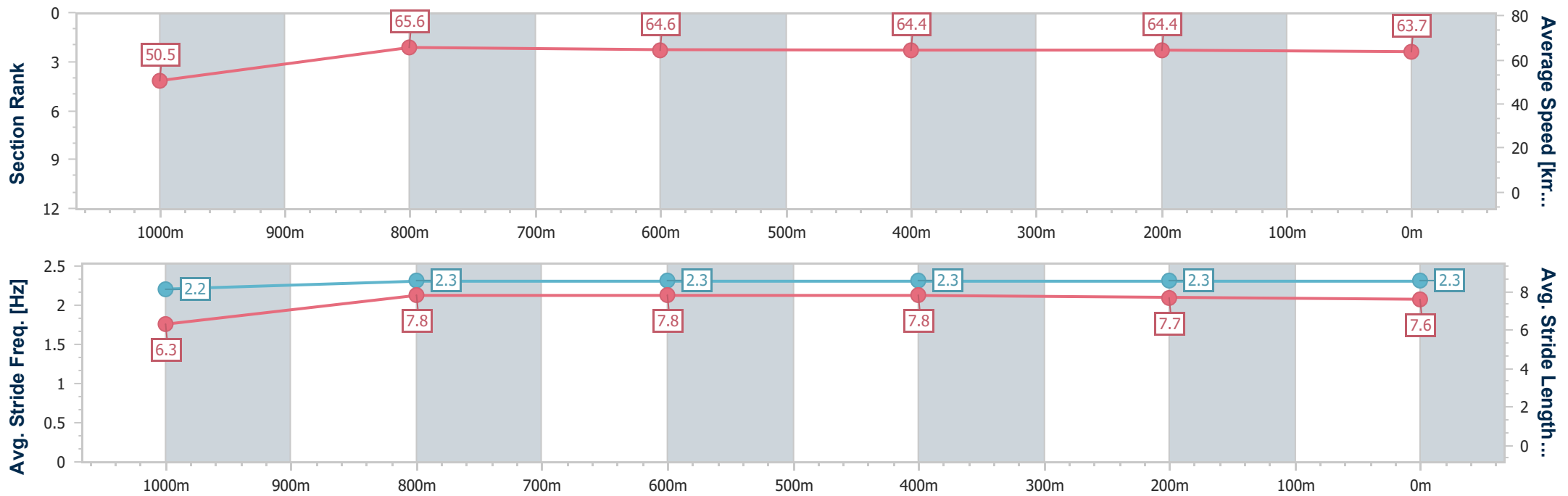
Race 2: TAB Colts, Geldings and Entires Class 3 Plate - 1200m



30 December 2022 - 14:10

Track Rating: Soft 5, Weather: Overcast, Rail Position: +10m Entire

| Section | Overall | 1000m | 800m | 600m | 400m | 200m |
|------------------------|--------------------------|--------------------------|--------------------------|--------------------------|--------------------------|--------------------------|
| Section Times | 1:09.65 [1] (0:14.27) | 0:55.38 [4] (0:10.91) | 0:44.47 [4] (0:11.01) | 0:33.46 [4] (0:11.06) | 0:22.40 [3] (0:11.11) | 0:11.29 [2] (0:11.29) |
| Average Speed [km/h] | 50.5 | 65.6 | 64.6 | 64.4 | 64.4 | 63.7 |
| Top Speed [km/h] | 66.5 | 66.4 | 65.8 | 65.2 | 65.5 | 65.3 |
| Avg. Dist. to Rail [m] | 1.7 | 2.3 | 3.2 | 2.7 | 1.3 | 3.9 |
| Avg. Stride Freq. [Hz] | 2.2 | 2.3 | 2.3 | 2.3 | 2.3 | 2.3 |
| Avg. Stride Length [m] | 6.3 | 7.8 | 7.8 | 7.8 | 7.7 | 7.6 |



- [] Ranking at each section and finish
- .-.- No data available at this section
- NA No data available



| | |
|--------------------------------|-----------------|
| Horse/Jockey Name | Dark Horse |
| Final Rank | 2 |
| Fastest Section Time (Section) | 0:10.90 (1000m) |
| Top Speed [km/h] (Section) | 67.4 (1000m) |
| Race State | Finished |



Ipswich QLD Professional

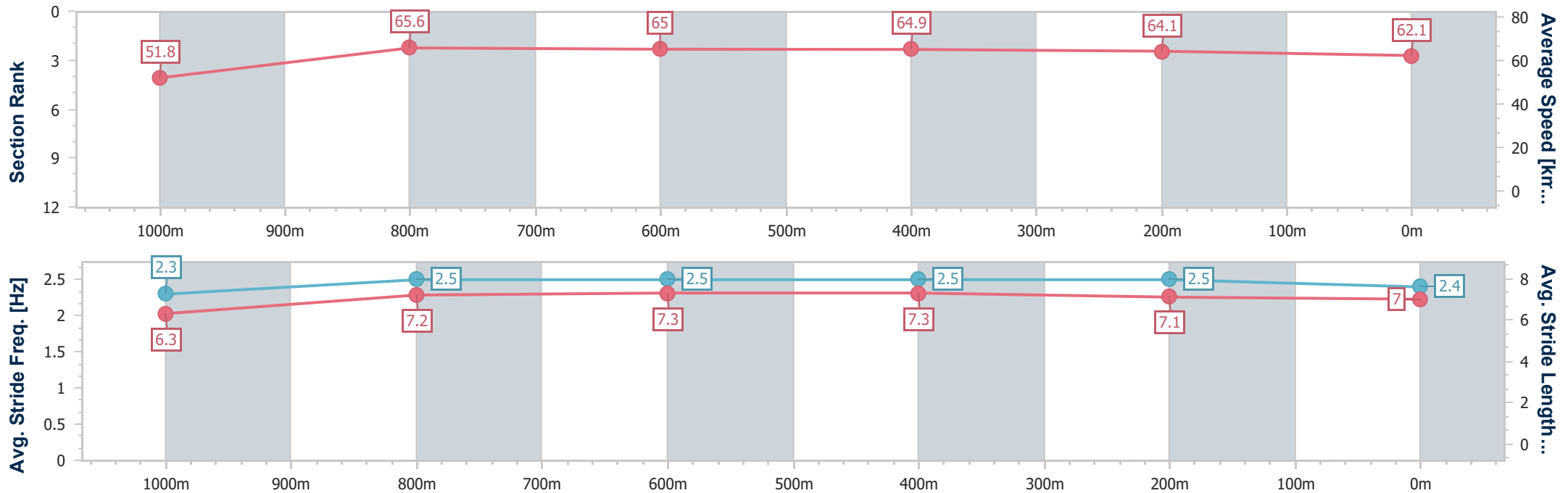
Race 2: TAB Colts, Geldings and Entires Class 3 Plate - 1200m

30 December 2022 - 14:10



Track Rating: Soft 5, Weather: Overcast, Rail Position: +10m Entire

| Section | Overall | 1000m | 800m | 600m | 400m | 200m |
|------------------------|--------------------------|--------------------------|--------------------------|--------------------------|--------------------------|--------------------------|
| Section Times | 1:09.77 [2] (0:13.91) | 0:55.86 [2] (0:10.90) | 0:44.96 [2] (0:11.01) | 0:33.95 [2] (0:11.08) | 0:22.87 [1] (0:11.26) | 0:11.61 [1] (0:11.61) |
| Average Speed [km/h] | 51.8 | 65.6 | 65.0 | 64.9 | 64.1 | 62.1 |
| Top Speed [km/h] | 66.8 | 67.4 | 65.5 | 65.3 | 64.7 | 64.1 |
| Avg. Dist. to Rail [m] | 0.7 | 2.0 | 1.7 | 0.6 | 1.2 | 3.6 |
| Avg. Stride Freq. [Hz] | 2.3 | 2.5 | 2.5 | 2.5 | 2.5 | 2.4 |
| Avg. Stride Length [m] | 6.3 | 7.2 | 7.3 | 7.3 | 7.1 | 7.0 |



- [] Ranking at each section and finish
- .-.- No data available at this section
- NA No data available



| | |
|--------------------------------|-----------------|
| Horse/Jockey Name | Ascot Express |
| Final Rank | 3 |
| Fastest Section Time (Section) | 0:10.93 (1000m) |
| Top Speed [km/h] (Section) | 67.2 (Overall) |
| Race State | Finished |



Ipswich QLD Professional

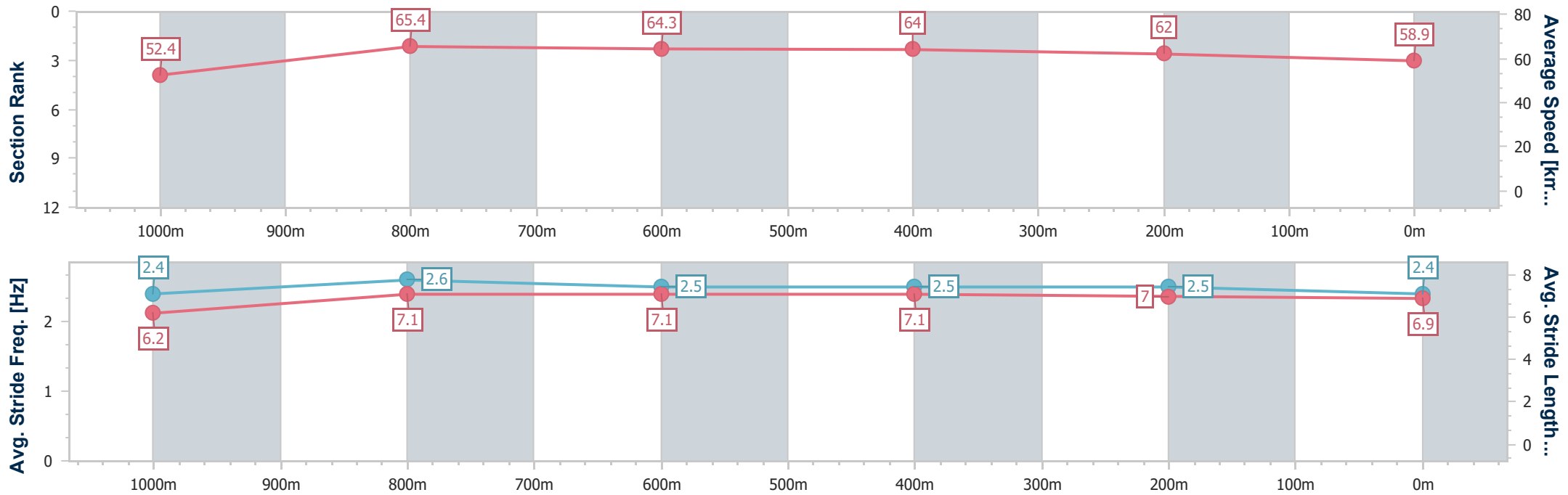
Race 2: TAB Colts, Geldings and Entires Class 3 Plate - 1200m



30 December 2022 - 14:10

Track Rating: Soft 5, Weather: Overcast, Rail Position: +10m Entire

| Section | Overall | 1000m | 800m | 600m | 400m | 200m |
|------------------------|--------------------------|--------------------------|--------------------------|--------------------------|--------------------------|--------------------------|
| Section Times | 1:10.76 [3] (0:13.73) | 0:57.03 [1] (0:10.93) | 0:46.10 [1] (0:11.08) | 0:35.02 [1] (0:11.21) | 0:23.81 [2] (0:11.58) | 0:12.23 [3] (0:12.23) |
| Average Speed [km/h] | 52.4 | 65.4 | 64.3 | 64.0 | 62.0 | 58.9 |
| Top Speed [km/h] | 67.2 | 66.5 | 65.3 | 64.6 | 63.1 | 61.1 |
| Avg. Dist. to Rail [m] | 0.8 | 3.1 | 2.5 | 1.3 | 0.4 | 0.5 |
| Avg. Stride Freq. [Hz] | 2.4 | 2.6 | 2.5 | 2.5 | 2.5 | 2.4 |
| Avg. Stride Length [m] | 6.2 | 7.1 | 7.1 | 7.1 | 7.0 | 6.9 |



- [] Ranking at each section and finish
- .-.- No data available at this section
- NA No data available



| | |
|--------------------------------|-----------------|
| Horse/Jockey Name | Zeeluck |
| Final Rank | 4 |
| Fastest Section Time (Section) | 0:11.08 (1000m) |
| Top Speed [km/h] (Section) | 66.0 (1000m) |
| Race State | Finished |



Ipswich QLD Professional

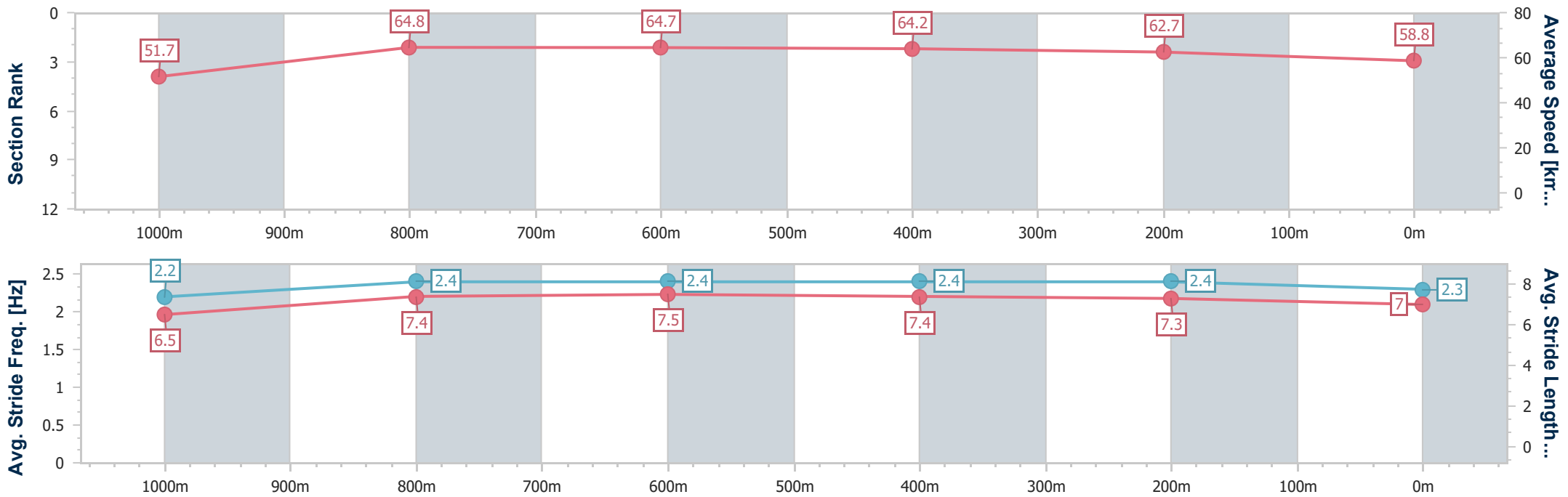
Race 2: TAB Colts, Geldings and Entires Class 3 Plate - 1200m

30 December 2022 - 14:10



Track Rating: Soft 5, Weather: Overcast, Rail Position: +10m Entire

| Section | Overall | 1000m | 800m | 600m | 400m | 200m |
|------------------------|--------------------------|--------------------------|--------------------------|--------------------------|--------------------------|--------------------------|
| Section Times | 1:11.05 [4] (0:13.95) | 0:57.10 [3] (0:11.08) | 0:46.02 [3] (0:11.08) | 0:34.94 [3] (0:11.19) | 0:23.75 [4] (0:11.50) | 0:12.25 [4] (0:12.25) |
| Average Speed [km/h] | 51.7 | 64.8 | 64.7 | 64.2 | 62.7 | 58.8 |
| Top Speed [km/h] | 65.6 | 66.0 | 65.4 | 65.3 | 63.9 | 61.6 |
| Avg. Dist. to Rail [m] | 3.8 | 0.8 | 0.9 | 0.4 | 0.6 | 1.3 |
| Avg. Stride Freq. [Hz] | 2.2 | 2.4 | 2.4 | 2.4 | 2.4 | 2.3 |
| Avg. Stride Length [m] | 6.5 | 7.4 | 7.5 | 7.4 | 7.3 | 7.0 |



- [] Ranking at each section and finish
- .-.- No data available at this section
- NA No data available



| | |
|--------------------------------|----------------|
| Horse/Jockey Name | Storm Attack |
| Final Rank | 6 |
| Fastest Section Time (Section) | 0:10.98 (800m) |
| Top Speed [km/h] (Section) | 65.7 (1000m) |
| Race State | Finished |



Ipswich QLD Professional

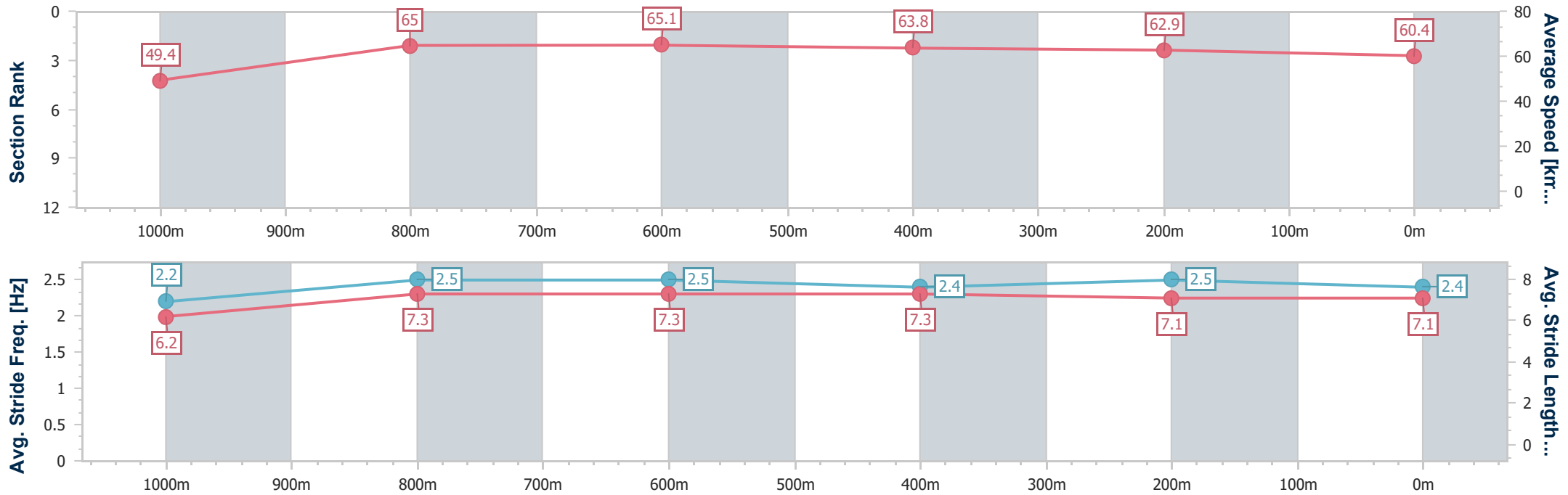
Race 2: TAB Colts, Geldings and Entires Class 3 Plate - 1200m

30 December 2022 - 14:10



Track Rating: Soft 5, Weather: Overcast, Rail Position: +10m Entire

| Section | Overall | 1000m | 800m | 600m | 400m | 200m |
|------------------------|--------------------------|--------------------------|--------------------------|--------------------------|--------------------------|--------------------------|
| Section Times | 1:11.23 [6] (0:14.60) | 0:56.63 [6] (0:11.01) | 0:45.62 [6] (0:10.98) | 0:34.64 [6] (0:11.25) | 0:23.39 [6] (0:11.48) | 0:11.91 [5] (0:11.91) |
| Average Speed [km/h] | 49.4 | 65.0 | 65.1 | 63.8 | 62.9 | 60.4 |
| Top Speed [km/h] | 65.3 | 65.7 | 65.6 | 64.4 | 63.9 | 63.6 |
| Avg. Dist. to Rail [m] | 3.7 | 2.1 | 2.0 | 0.7 | 1.9 | 3.0 |
| Avg. Stride Freq. [Hz] | 2.2 | 2.5 | 2.5 | 2.4 | 2.5 | 2.4 |
| Avg. Stride Length [m] | 6.2 | 7.3 | 7.3 | 7.3 | 7.1 | 7.1 |



- [] Ranking at each section and finish
- .-.- No data available at this section
- NA No data available



| | |
|--------------------------------|-----------------|
| Horse/Jockey Name | Helsun |
| Final Rank | 7 |
| Fastest Section Time (Section) | 0:11.05 (1000m) |
| Top Speed [km/h] (Section) | 65.6 (Overall) |
| Race State | Finished |



Ipswich QLD Professional

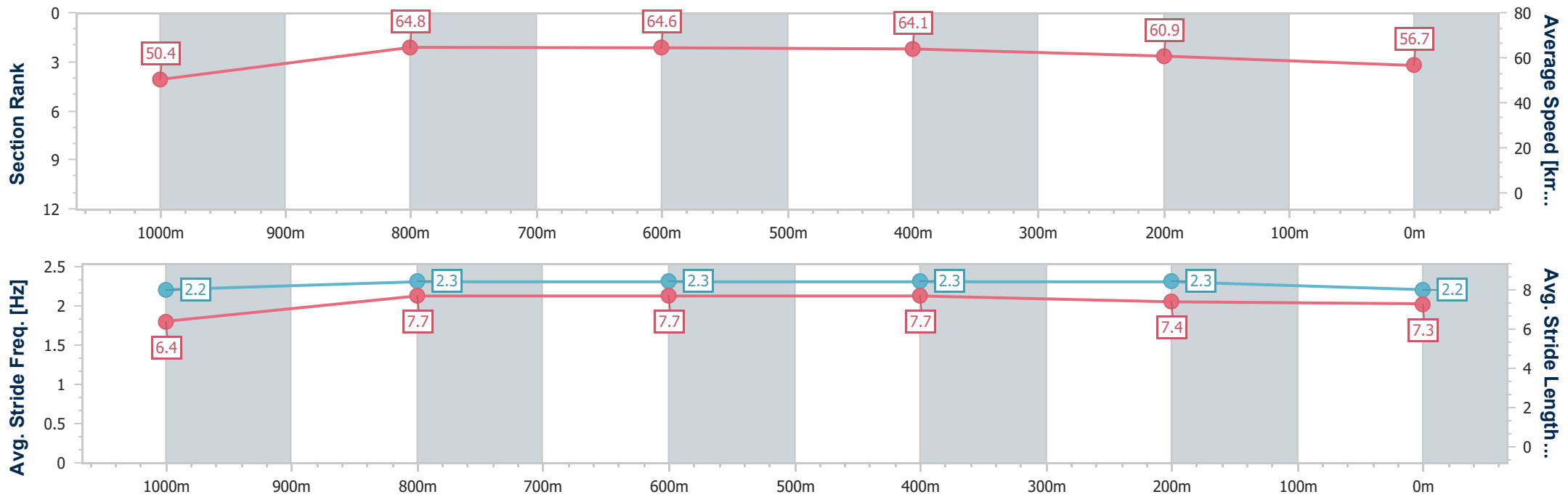
Race 2: TAB Colts, Geldings and Entires Class 3 Plate - 1200m



30 December 2022 - 14:10

Track Rating: Soft 5, Weather: Overcast, Rail Position: +10m Entire

| Section | Overall | 1000m | 800m | 600m | 400m | 200m |
|------------------------|--------------------------|--------------------------|--------------------------|--------------------------|--------------------------|--------------------------|
| Section Times | 1:12.10 [7] (0:14.30) | 0:57.80 [5] (0:11.05) | 0:46.75 [5] (0:11.10) | 0:35.65 [5] (0:11.19) | 0:24.46 [5] (0:11.79) | 0:12.67 [6] (0:12.67) |
| Average Speed [km/h] | 50.4 | 64.8 | 64.6 | 64.1 | 60.9 | 56.7 |
| Top Speed [km/h] | 65.6 | 65.4 | 65.1 | 64.8 | 62.6 | 60.0 |
| Avg. Dist. to Rail [m] | 1.2 | 1.3 | 1.4 | 0.8 | 0.6 | 0.7 |
| Avg. Stride Freq. [Hz] | 2.2 | 2.3 | 2.3 | 2.3 | 2.3 | 2.2 |
| Avg. Stride Length [m] | 6.4 | 7.7 | 7.7 | 7.7 | 7.4 | 7.3 |



- [] Ranking at each section and finish
- .-.- No data available at this section
- NA No data available



| | |
|--------------------------------|---------------|
| Horse/Jockey Name | Impel Gazelle |
| Final Rank | 5 |
| Fastest Section Time (Section) | -:--:-- |
| Top Speed [km/h] (Section) | --.- |
| Race State | DidNotTrack |



Ipswich QLD Professional

Race 2: TAB Colts, Geldings and Entires Class 3 Plate - 1200m



30 December 2022 - 14:10

Track Rating: Soft 5, Weather: Overcast, Rail Position: +10m Entire

| Section | Overall | 1000m | 800m | 600m | 400m | 200m | | | | | | | |
|------------------------|---------|---------|---------|---------|---------|---------|--|--|--|--|--|--|--|
| Section Times | -:--:-- | -:--:-- | -:--:-- | -:--:-- | -:--:-- | -:--:-- | | | | | | | |
| Average Speed [km/h] | --.- | --.- | --.- | --.- | --.- | --.- | | | | | | | |
| Top Speed [km/h] | --.- | --.- | --.- | --.- | --.- | --.- | | | | | | | |
| Avg. Dist. to Rail [m] | -- | -- | -- | -- | -- | -- | | | | | | | |
| Avg. Stride Freq. [Hz] | --.- | --.- | --.- | --.- | --.- | --.- | | | | | | | |
| Avg. Stride Length [m] | --.- | --.- | --.- | --.- | --.- | --.- | | | | | | | |

- [] Ranking at each section and finish
- :--:-- No data available at this section
- NA No data available