

Track Rating: Soft 5, Weather: Overcast, Rail Position: +10m Entire

Section		Field Times											Last 600m					
		Overall	1000m	800m	600m	400m	200m						0:34.10					
		1:04.05 (0:08.38)	0:55.67 (0:10.69)	0:44.98 (0:10.88)	0:34.10 (0:11.37)	0:22.73 (0:11.27)	0:11.46 (0:11.46)											
Rank	TAB	Horse/Jockey	Barrier	Top Speed [km/h]	Fastest Section												Margin	Distance Travelled [m]
1	3	OVIDIUS Montanna Savva	4	68.2	0:08.38	1:04.05 [1] (0:08.38)	0:55.67 [1] (0:10.69)	0:44.98 [1] (0:10.88)	0:34.10 [1] (0:11.37)	0:22.73 [1] (0:11.27)	0:11.46 [1] (0:11.46)	1:04.05	0:34.10					
2	8	CABSAV Michael Cahill	5	69.8	0:08.65	1:04.05 [2] (0:08.65)	0:55.40 [4] (0:10.62)	0:44.78 [2] (0:10.87)	0:33.91 [2] (0:11.36)	0:22.55 [2] (0:11.19)	0:11.36 [2] (0:11.36)	0.1L	0:33.91	+1				
3	2	IRING Sean Cormack	10	68.2	0:08.84	1:04.18 [3] (0:08.84)	0:55.34 [8] (0:10.78)	0:44.56 [7] (0:10.86)	0:33.70 [7] (0:11.33)	0:22.37 [6] (0:11.21)	0:11.16 [4] (0:11.16)	0.9L	0:33.70	+0				
4	11	KING OF THE DESERT Wanderson D'Avila	2	67.2	0:08.53	1:04.41 [4] (0:08.53)	0:55.88 [3] (0:10.79)	0:45.09 [3] (0:10.89)	0:34.20 [4] (0:11.36)	0:22.84 [3] (0:11.27)	0:11.57 [3] (0:11.57)	2.2L	0:34.20	-2				
5	1	PRINCESS BOJACK Jake Molloy	3	67.3	0:08.66	1:04.51 [5] (0:08.66)	0:55.85 [6] (0:10.79)	0:45.06 [5] (0:10.92)	0:34.14 [5] (0:11.28)	0:22.86 [4] (0:11.34)	0:11.52 [5] (0:11.52)	2.7L	0:34.14	+1				
6	6	MOST DAZZLING James Orman	11	68.7	0:08.91	1:04.58 [6] (0:08.91)	0:55.67 [9] (0:11.06)	0:44.61 [9] (0:10.87)	0:33.74 [9] (0:11.39)	0:22.35 [9] (0:11.09)	0:11.26 [7] (0:11.26)	3L	0:33.74	+5				
7	7	LIGHT OF BOOM Elione Chaves	7	69.0	0:08.78	1:04.59 [7] (0:08.78)	0:55.81 [7] (0:10.70)	0:45.11 [6] (0:10.91)	0:34.20 [5] (0:11.49)	0:22.71 [8] (0:11.25)	0:11.46 [8] (0:11.46)	3.1L	0:34.20	+3				
8	5	WUDDACUDDASHUDDA Brodie Loy	8	69.0	0:08.67	1:04.75 [8] (0:08.67)	0:56.08 [5] (0:10.97)	0:45.11 [8] (0:10.89)	0:34.22 [8] (0:11.33)	0:22.89 [7] (0:11.26)	0:11.63 [6] (0:11.63)	3.9L	0:34.22	+5				
9	4	WRITTLE Tegan Harrison	1	66.7	0:08.91	1:05.63 [9] (0:08.91)	0:56.72 [10] (0:11.04)	0:45.68 [10] (0:10.90)	0:34.78 [10] (0:11.34)	0:23.44 [10] (0:11.36)	0:12.08 [9] (0:12.08)	8.9L	0:34.78	+2				
10	10	SAY GOODBYE Melea Castle	6	67.7	0:08.44	1:06.64 [10] (0:08.44)	0:58.20 [2] (0:10.88)	0:47.32 [3] (0:10.88)	0:36.44 [3] (0:11.51)	0:24.93 [5] (0:12.07)	0:12.86 [10] (0:12.86)	14.7L	0:36.44	+6				

Scratched: Lolarosie (#9)



Horse/Jockey Name	Ovidius
Final Rank	1
Fastest Section Time (Section)	0:08.38 (Overall)
Top Speed [km/h] (Section)	68.2 (1000m)
Race State	Finished



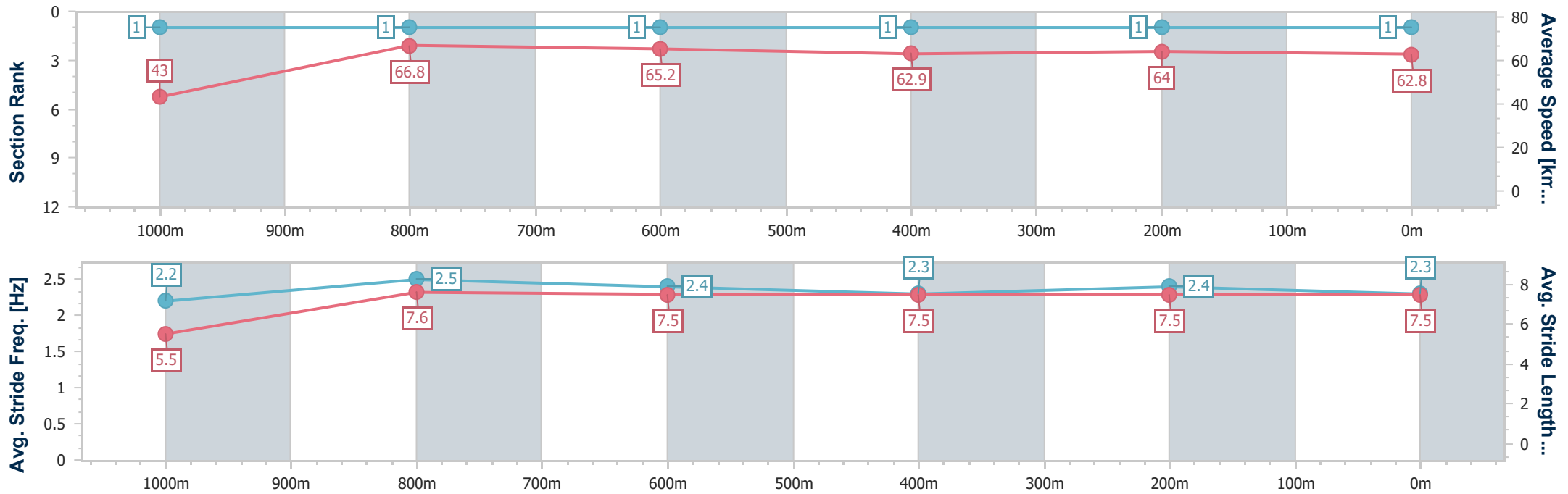
Ipswich QLD Professional
 Race 7: KINGSLEY LAWSON LAWYERS Class 4 Handicap - 1100m



30 December 2022 - 17:22

Track Rating: Soft 5, Weather: Overcast, Rail Position: +10m Entire

Section	Overall	1000m	800m	600m	400m	200m
Section Times	1:04.05 [1] (0:08.38)	0:55.67 [1] (0:10.69)	0:44.98 [1] (0:10.88)	0:34.10 [1] (0:11.37)	0:22.73 [1] (0:11.27)	0:11.46 [1] (0:11.46)
Average Speed [km/h]	43.0	66.8	65.2	62.9	64.0	62.8
Top Speed [km/h]	65.5	68.2	66.4	64.1	64.7	64.6
Avg. Dist. to Rail [m]	3.1	2.5	4.4	1.9	0.9	1.8
Avg. Stride Freq. [Hz]	2.2	2.5	2.4	2.3	2.4	2.3
Avg. Stride Length [m]	5.5	7.6	7.5	7.5	7.5	7.5



- [] Ranking at each section and finish
- .-.- No data available at this section
- NA No data available



Horse/Jockey Name	Cabsav
Final Rank	2
Fastest Section Time (Section)	0:08.65 (Overall)
Top Speed [km/h] (Section)	69.8 (1000m)
Race State	Finished



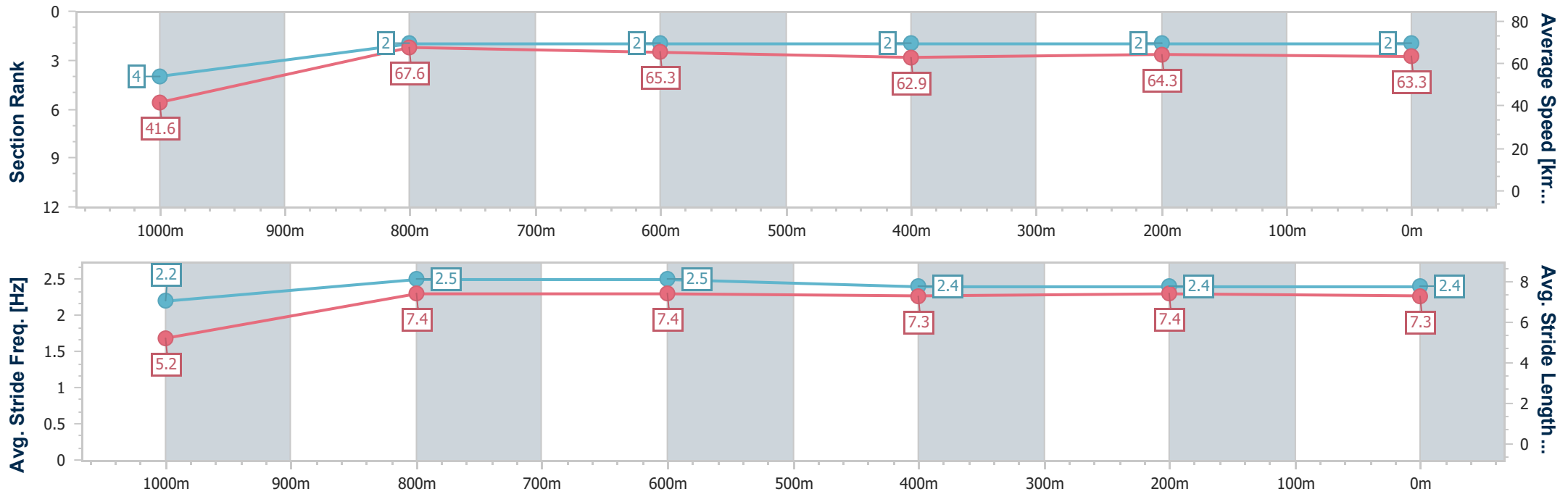
Ipswich QLD Professional
Race 7: KINGSLEY LAWSON LAWYERS Class 4 Handicap - 1100m



30 December 2022 - 17:22

Track Rating: Soft 5, Weather: Overcast, Rail Position: +10m Entire

Section	Overall	1000m	800m	600m	400m	200m
Section Times	1:04.05 [2] (0:08.65)	0:55.40 [4] (0:10.62)	0:44.78 [2] (0:10.87)	0:33.91 [2] (0:11.36)	0:22.55 [2] (0:11.19)	0:11.36 [2] (0:11.36)
Average Speed [km/h]	41.6	67.6	65.3	62.9	64.3	63.3
Top Speed [km/h]	69.3	69.8	66.9	64.2	66.5	66.4
Avg. Dist. to Rail [m]	3.9	1.5	3.4	2.2	0.8	2.3
Avg. Stride Freq. [Hz]	2.2	2.5	2.5	2.4	2.4	2.4
Avg. Stride Length [m]	5.2	7.4	7.4	7.3	7.4	7.3



- [] Ranking at each section and finish
- .-.- No data available at this section
- NA No data available



Horse/Jockey Name	Iring
Final Rank	3
Fastest Section Time (Section)	0:08.84 (Overall)
Top Speed [km/h] (Section)	68.2 (1000m)
Race State	Finished



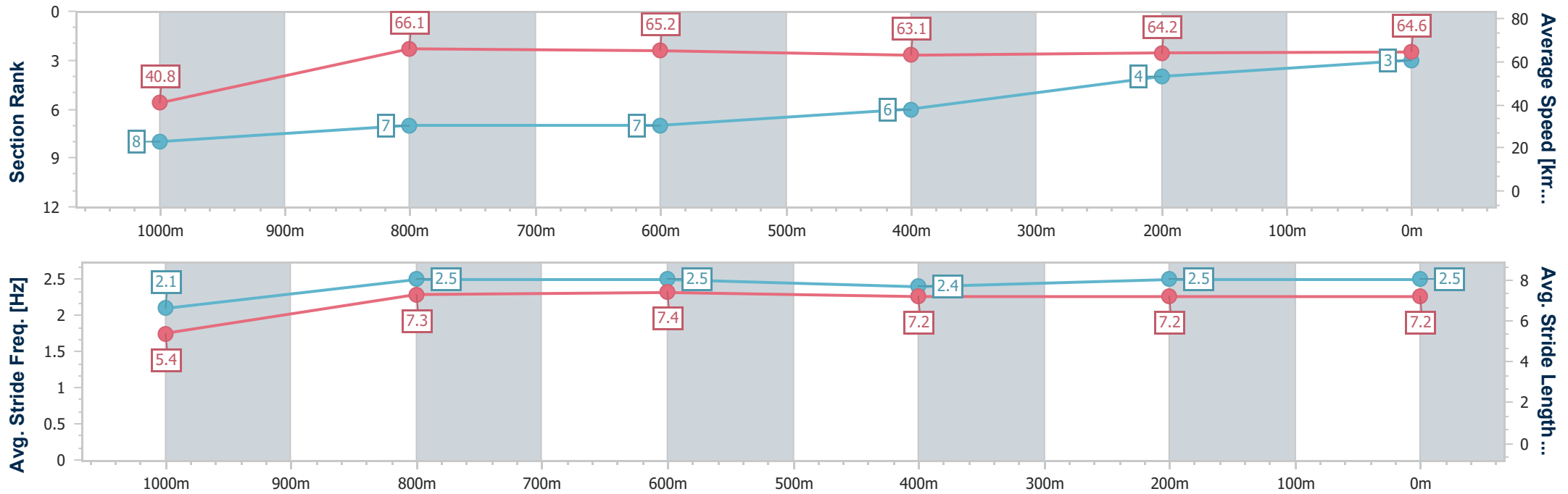
Ipswich QLD Professional
 Race 7: KINGSLEY LAWSON LAWYERS Class 4 Handicap - 1100m



30 December 2022 - 17:22

Track Rating: Soft 5, Weather: Overcast, Rail Position: +10m Entire

Section	Overall	1000m	800m	600m	400m	200m
Section Times	1:04.18 [3] (0:08.84)	0:55.34 [8] (0:10.78)	0:44.56 [7] (0:10.86)	0:33.70 [7] (0:11.33)	0:22.37 [6] (0:11.21)	0:11.16 [4] (0:11.16)
Average Speed [km/h]	40.8	66.1	65.2	63.1	64.2	64.6
Top Speed [km/h]	65.0	68.2	67.3	64.3	66.1	65.7
Avg. Dist. to Rail [m]	4.8	3.9	4.1	1.8	0.5	3.0
Avg. Stride Freq. [Hz]	2.1	2.5	2.5	2.4	2.5	2.5
Avg. Stride Length [m]	5.4	7.3	7.4	7.2	7.2	7.2



- [] Ranking at each section and finish
- .-.- No data available at this section
- NA No data available



Horse/Jockey Name	King Of The Desert
Final Rank	4
Fastest Section Time (Section)	0:08.53 (Overall)
Top Speed [km/h] (Section)	67.2 (1000m)
Race State	Finished



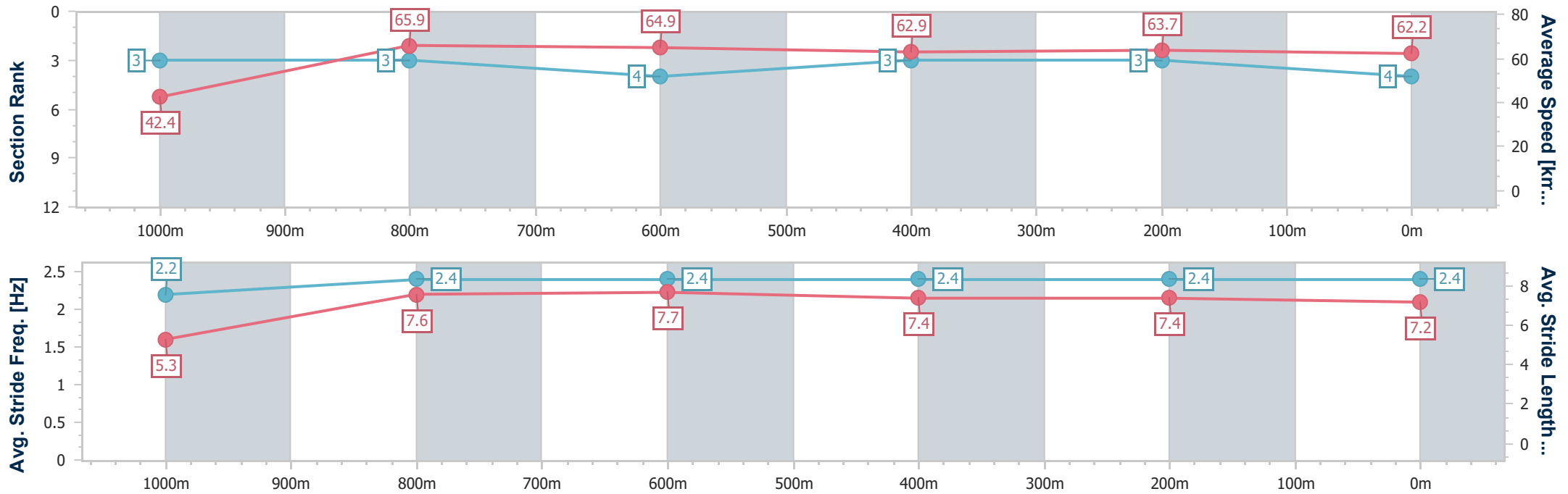
Ipswich QLD Professional
 Race 7: KINGSLEY LAWSON LAWYERS Class 4 Handicap - 1100m



30 December 2022 - 17:22

Track Rating: Soft 5, Weather: Overcast, Rail Position: +10m Entire

Section	Overall	1000m	800m	600m	400m	200m
Section Times	1:04.41 [4] (0:08.53)	0:55.88 [3] (0:10.79)	0:45.09 [3] (0:10.89)	0:34.20 [4] (0:11.36)	0:22.84 [3] (0:11.27)	0:11.57 [3] (0:11.57)
Average Speed [km/h]	42.4	65.9	64.9	62.9	63.7	62.2
Top Speed [km/h]	65.4	67.2	67.2	63.8	64.7	64.1
Avg. Dist. to Rail [m]	1.1	4.2	4.5	2.5	0.8	1.7
Avg. Stride Freq. [Hz]	2.2	2.4	2.4	2.4	2.4	2.4
Avg. Stride Length [m]	5.3	7.6	7.7	7.4	7.4	7.2



- [] Ranking at each section and finish
- .-.- No data available at this section
- NA No data available



Horse/Jockey Name	Princess Bojack
Final Rank	5
Fastest Section Time (Section)	0:08.66 (Overall)
Top Speed [km/h] (Section)	67.3 (1000m)
Race State	Finished



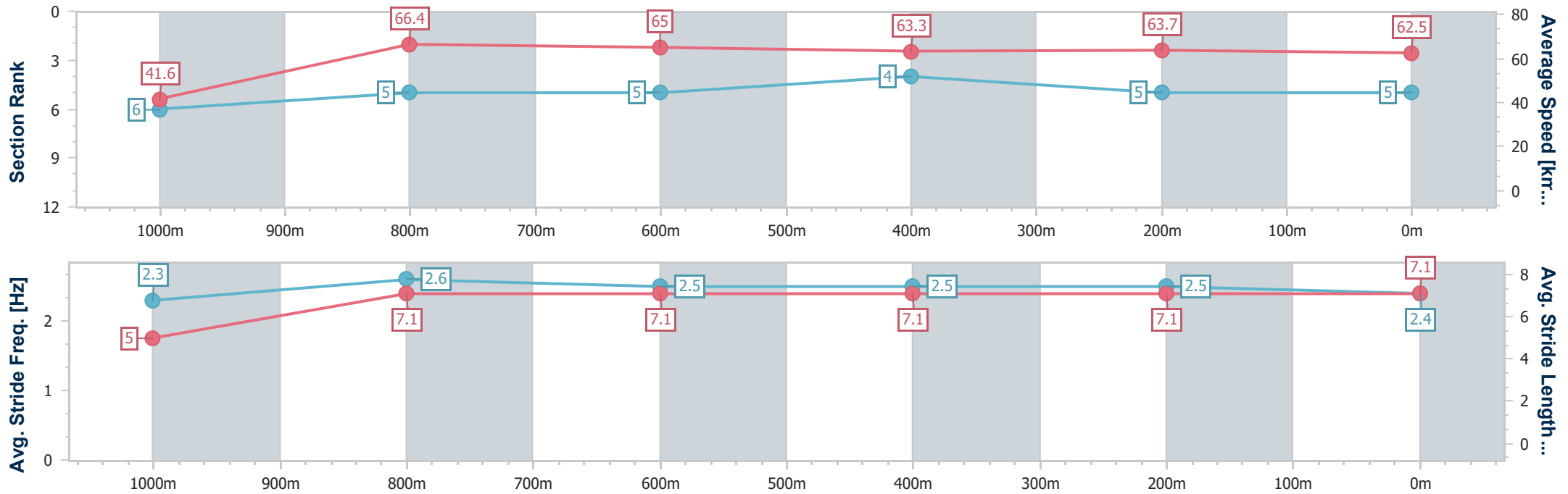
Ipswich QLD Professional
Race 7: KINGSLEY LAWSON LAWYERS Class 4 Handicap - 1100m



30 December 2022 - 17:22

Track Rating: Soft 5, Weather: Overcast, Rail Position: +10m Entire

Section	Overall	1000m	800m	600m	400m	200m
Section Times	1:04.51 [5] (0:08.66)	0:55.85 [6] (0:10.79)	0:45.06 [5] (0:10.92)	0:34.14 [5] (0:11.28)	0:22.86 [4] (0:11.34)	0:11.52 [5] (0:11.52)
Average Speed [km/h]	41.6	66.4	65.0	63.3	63.7	62.5
Top Speed [km/h]	65.6	67.3	66.9	64.4	64.9	65.0
Avg. Dist. to Rail [m]	2.6	2.0	3.7	2.0	1.5	4.3
Avg. Stride Freq. [Hz]	2.3	2.6	2.5	2.5	2.5	2.4
Avg. Stride Length [m]	5.0	7.1	7.1	7.1	7.1	7.1



- [] Ranking at each section and finish
- .-.- No data available at this section
- NA No data available



Horse/Jockey Name	Most Dazzling
Final Rank	6
Fastest Section Time (Section)	0:08.91 (Overall)
Top Speed [km/h] (Section)	68.7 (800m)
Race State	Finished



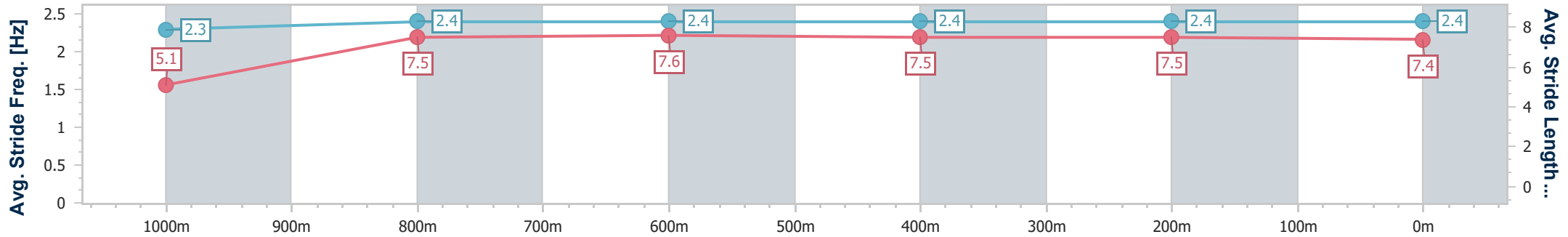
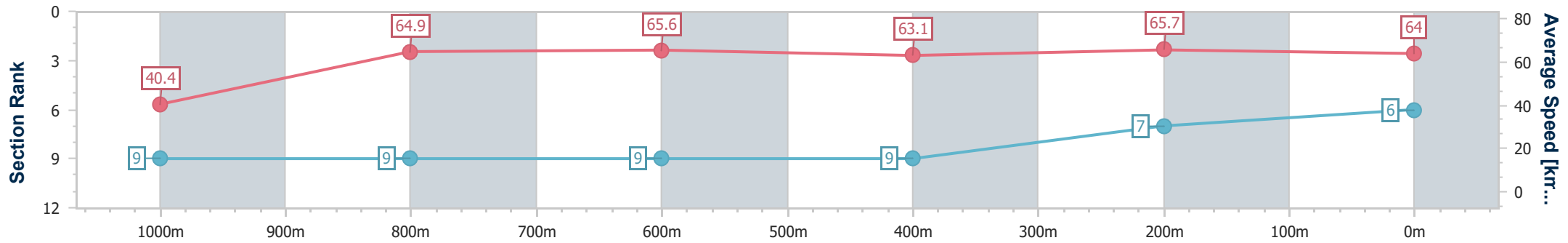
Ipswich QLD Professional
 Race 7: KINGSLEY LAWSON LAWYERS Class 4 Handicap - 1100m



30 December 2022 - 17:22

Track Rating: Soft 5, Weather: Overcast, Rail Position: +10m Entire

Section	Overall	1000m	800m	600m	400m	200m
Section Times	1:04.58 [6] (0:08.91)	0:55.67 [9] (0:11.06)	0:44.61 [9] (0:10.87)	0:33.74 [9] (0:11.39)	0:22.35 [9] (0:11.09)	0:11.26 [7] (0:11.26)
Average Speed [km/h]	40.4	64.9	65.6	63.1	65.7	64.0
Top Speed [km/h]	61.1	66.7	68.7	65.2	67.5	65.4
Avg. Dist. to Rail [m]	7.6	1.7	2.7	1.0	4.1	8.2
Avg. Stride Freq. [Hz]	2.3	2.4	2.4	2.4	2.4	2.4
Avg. Stride Length [m]	5.1	7.5	7.6	7.5	7.5	7.4



- [] Ranking at each section and finish
- .-.- No data available at this section
- NA No data available



Horse/Jockey Name	Light Of Boom
Final Rank	7
Fastest Section Time (Section)	0:08.78 (Overall)
Top Speed [km/h] (Section)	69.0 (1000m)
Race State	Finished



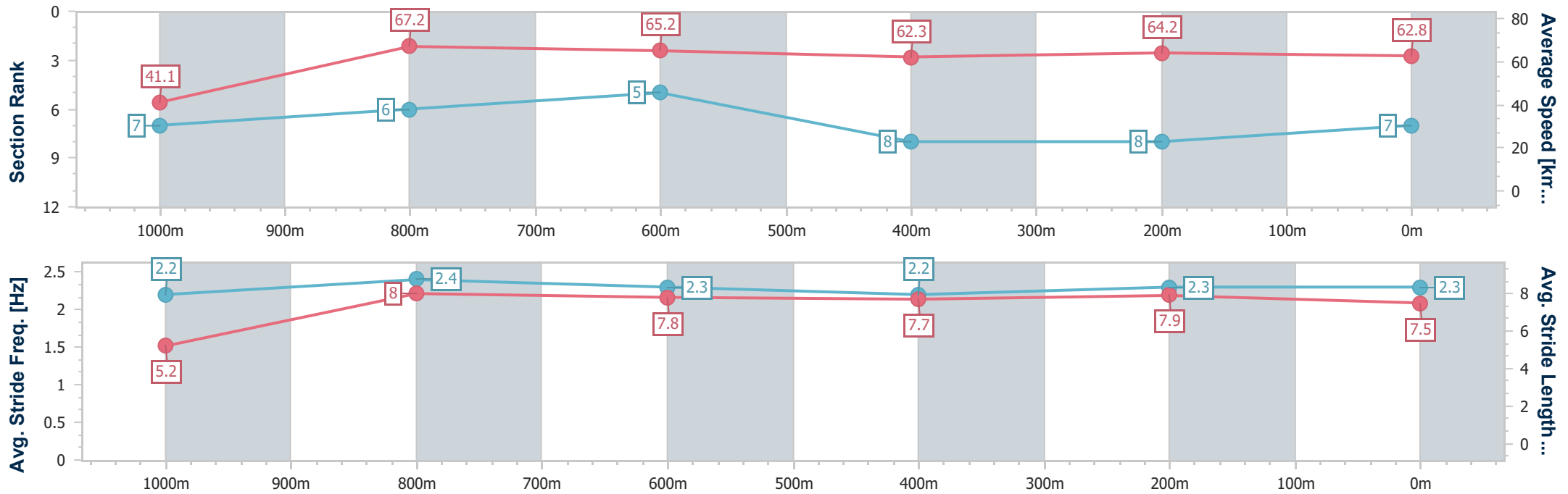
Ipswich QLD Professional
 Race 7: KINGSLEY LAWSON LAWYERS Class 4 Handicap - 1100m



30 December 2022 - 17:22

Track Rating: Soft 5, Weather: Overcast, Rail Position: +10m Entire

Section	Overall	1000m	800m	600m	400m	200m
Section Times	1:04.59 [7] (0:08.78)	0:55.81 [7] (0:10.70)	0:45.11 [6] (0:10.91)	0:34.20 [5] (0:11.49)	0:22.71 [8] (0:11.25)	0:11.46 [8] (0:11.46)
Average Speed [km/h]	41.1	67.2	65.2	62.3	64.2	62.8
Top Speed [km/h]	63.6	69.0	68.7	63.4	66.4	65.0
Avg. Dist. to Rail [m]	6.3	2.1	3.5	1.2	1.7	5.6
Avg. Stride Freq. [Hz]	2.2	2.4	2.3	2.2	2.3	2.3
Avg. Stride Length [m]	5.2	8.0	7.8	7.7	7.9	7.5



- [] Ranking at each section and finish
- .-.- No data available at this section
- NA No data available



Horse/Jockey Name	Wuddacuddashudda
Final Rank	8
Fastest Section Time (Section)	0:08.67 (Overall)
Top Speed [km/h] (Section)	69.0 (800m)
Race State	Finished



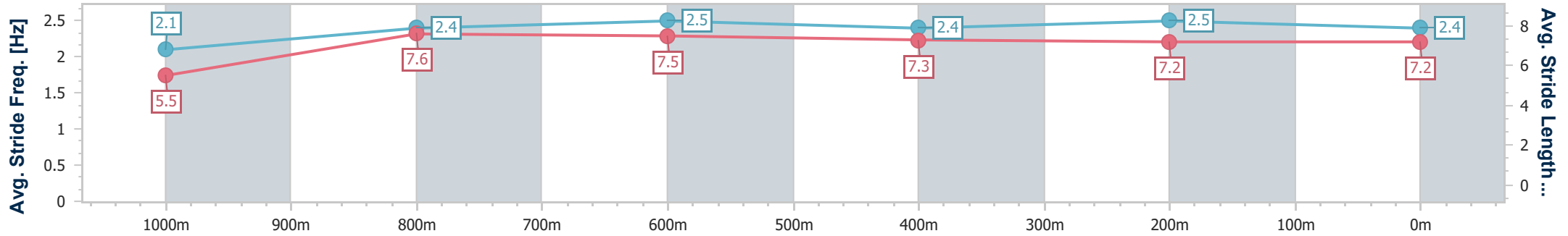
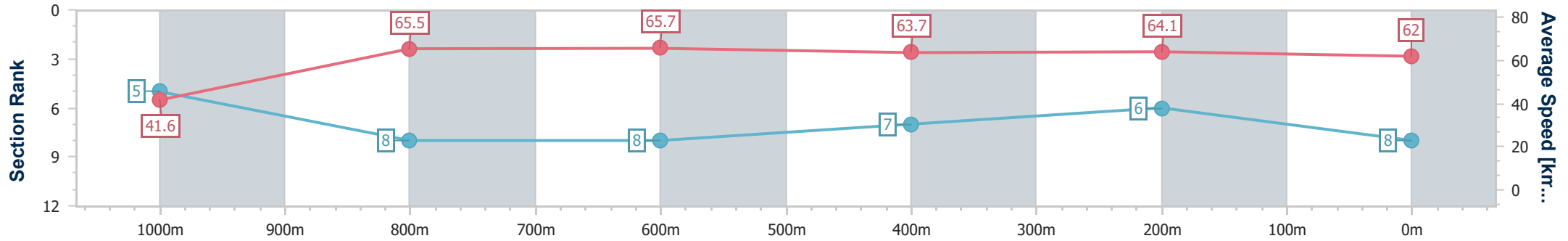
Ipswich QLD Professional
Race 7: KINGSLEY LAWSON LAWYERS Class 4 Handicap - 1100m



30 December 2022 - 17:22

Track Rating: Soft 5, Weather: Overcast, Rail Position: +10m Entire

Section	Overall	1000m	800m	600m	400m	200m
Section Times	1:04.75 [8] (0:08.67)	0:56.08 [5] (0:10.97)	0:45.11 [8] (0:10.89)	0:34.22 [8] (0:11.33)	0:22.89 [7] (0:11.26)	0:11.63 [6] (0:11.63)
Average Speed [km/h]	41.6	65.5	65.7	63.7	64.1	62.0
Top Speed [km/h]	60.9	67.2	69.0	65.1	64.7	64.6
Avg. Dist. to Rail [m]	5.9	1.5	1.5	0.5	1.9	4.0
Avg. Stride Freq. [Hz]	2.1	2.4	2.5	2.4	2.5	2.4
Avg. Stride Length [m]	5.5	7.6	7.5	7.3	7.2	7.2



- [] Ranking at each section and finish
- .-.- No data available at this section
- NA No data available



Horse/Jockey Name	Writtle
Final Rank	9
Fastest Section Time (Section)	0:08.91 (Overall)
Top Speed [km/h] (Section)	66.7 (1000m)
Race State	Finished



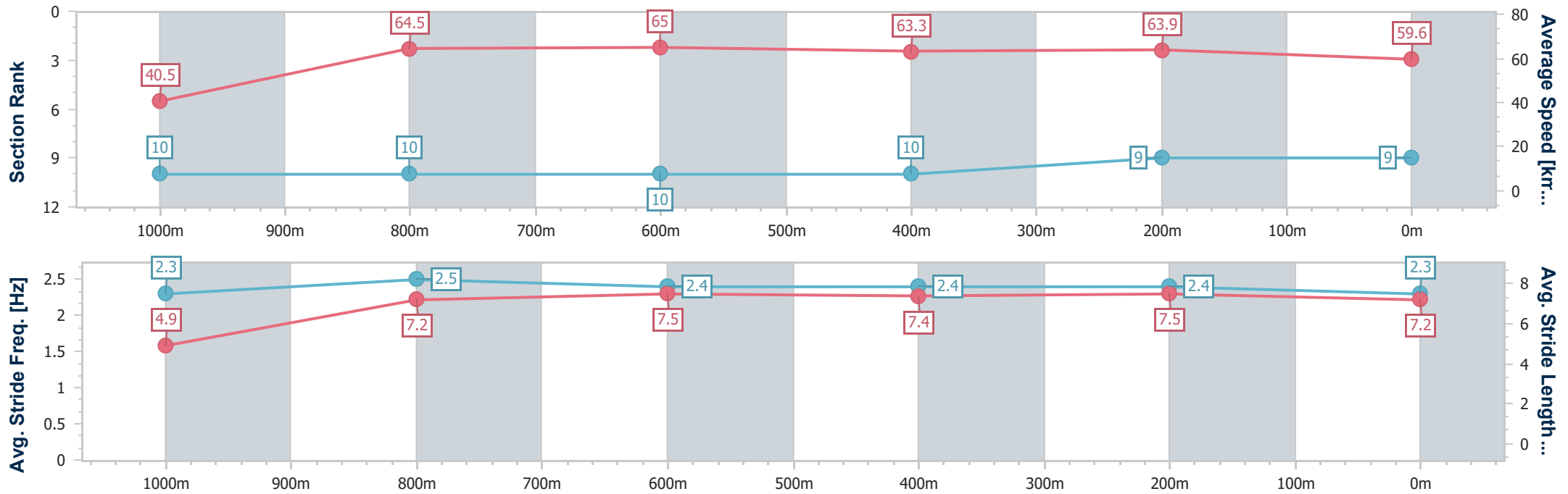
Ipswich QLD Professional
 Race 7: KINGSLEY LAWSON LAWYERS Class 4 Handicap - 1100m



30 December 2022 - 17:22

Track Rating: Soft 5, Weather: Overcast, Rail Position: +10m Entire

Section	Overall	1000m	800m	600m	400m	200m
Section Times	1:05.63 [9] (0:08.91)	0:56.72 [10] (0:11.04)	0:45.68 [10] (0:10.90)	0:34.78 [10] (0:11.34)	0:23.44 [10] (0:11.36)	0:12.08 [9] (0:12.08)
Average Speed [km/h]	40.5	64.5	65.0	63.3	63.9	59.6
Top Speed [km/h]	64.8	66.7	66.4	64.7	64.9	63.5
Avg. Dist. to Rail [m]	1.2	3.5	3.8	1.4	3.9	6.5
Avg. Stride Freq. [Hz]	2.3	2.5	2.4	2.4	2.4	2.3
Avg. Stride Length [m]	4.9	7.2	7.5	7.4	7.5	7.2



- [] Ranking at each section and finish
- .-.- No data available at this section
- NA No data available



Horse/Jockey Name	Say Goodbye
Final Rank	10
Fastest Section Time (Section)	0:08.44 (Overall)
Top Speed [km/h] (Section)	67.7 (1000m)
Race State	Finished



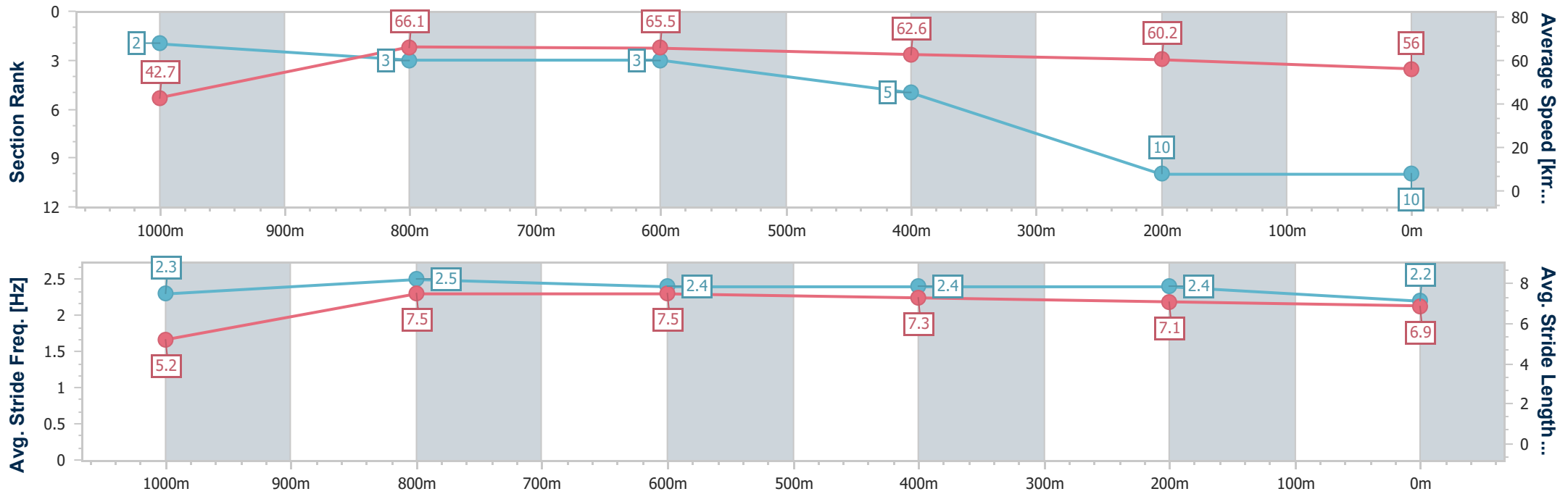
Ipswich QLD Professional
 Race 7: KINGSLEY LAWSON LAWYERS Class 4 Handicap - 1100m



30 December 2022 - 17:22

Track Rating: Soft 5, Weather: Overcast, Rail Position: +10m Entire

Section	Overall	1000m	800m	600m	400m	200m
Section Times	1:06.64 [10] (0:08.44)	0:58.20 [2] (0:10.88)	0:47.32 [3] (0:10.88)	0:36.44 [3] (0:11.51)	0:24.93 [5] (0:12.07)	0:12.86 [10] (0:12.86)
Average Speed [km/h]	42.7	66.1	65.5	62.6	60.2	56.0
Top Speed [km/h]	62.9	67.7	67.4	64.0	61.2	59.8
Avg. Dist. to Rail [m]	5.1	1.6	2.3	0.7	3.5	4.2
Avg. Stride Freq. [Hz]	2.3	2.5	2.4	2.4	2.4	2.2
Avg. Stride Length [m]	5.2	7.5	7.5	7.3	7.1	6.9



- [] Ranking at each section and finish
- .-.- No data available at this section
- NA No data available