



Eagle Farm QLD Professional

Race 7: MAGIC MILLIONS BENCHMARK 68 Handicap - 1000m

04 January 2023 - 17:08



BRISBANE
RACING CLUB

Track Rating: Good 4, Weather: Fine, Rail Position: +9m Entire Course

Section											Last 600m	
Field Times		Overall	800m	600m	400m	200m						0:32.97
		0:56.66 (0:13.24)	0:43.42 (0:10.45)	0:32.97 (0:10.75)	0:22.22 (0:10.93)	0:11.29 (0:11.29)						
Rank	TAB Horse/Jockey	Barrier	Top Speed [km/h]	Fastest Section						Margin	Distance Travelled [m]	
1	1 KING KAPA Ryan Maloney	1	70.8 800m	0:10.35 800m	0:56.66 [1] (0:13.51)	0:43.15 [2] (0:10.35)	0:32.80 [2] (0:10.80)	0:22.00 [2] (0:10.71)	0:11.29 [1] (0:11.29)	0:56.66	0:32.80	
2	17 NASHIRA Ben Thompson	2	69.4 600m	0:10.50 800m	0:56.76 [2] (0:13.75)	0:43.01 [6] (0:10.50)	0:32.51 [5] (0:10.62)	0:21.89 [3] (0:10.67)	0:11.22 [2] (0:11.22)	0.59L	0:32.51	-3
3	16 CAMPAI Georgina Cartwright	16	69.9 800m	0:10.45 800m	0:57.05 [3] (0:13.24)	0:43.81 [1] (0:10.45)	0:33.36 [1] (0:10.75)	0:22.61 [1] (0:10.96)	0:11.65 [3] (0:11.65)	2.26L	0:33.36	+1
4	9 THE KEWESS Justin Huxtable	8	70.7 600m	0:10.55 800m	0:57.17 [4] (0:13.90)	0:43.27 [9] (0:10.55)	0:32.72 [8] (0:10.57)	0:22.15 [7] (0:10.67)	0:11.48 [4] (0:11.48)	2.99L	0:32.72	-1
5	5 ZAVABOOM Kyle Wilson-Taylor	6	70.3 600m	0:10.55 600m	0:57.27 [5] (0:14.08)	0:43.19 [10] (0:10.65)	0:32.54 [10] (0:10.55)	0:21.99 [10] (0:10.64)	0:11.35 [8] (0:11.35)	3.55L	0:32.54	+2
6	15 MISHANI SNIPER Jaden Lloyd	7	70.7 800m	0:10.58 800m	0:57.54 [6] (0:13.87)	0:43.67 [7] (0:10.58)	0:33.09 [9] (0:10.72)	0:22.37 [9] (0:10.73)	0:11.64 [6] (0:11.64)	5.17L	0:33.09	+7
7	4 KNOCKKNEE Melea Castle	4	70.5 800m	0:10.63 800m	0:57.73 [7] (0:13.68)	0:44.05 [5] (0:10.63)	0:33.42 [6] (0:10.81)	0:22.61 [8] (0:10.86)	0:11.75 [7] (0:11.75)	6.26L	0:33.42	+8
8	12 YOUR TOO GOOD Andrew Mallyon	10	70.9 800m	0:10.56 800m	0:58.31 [8] (0:13.52)	0:44.79 [4] (0:10.56)	0:34.23 [4] (0:10.76)	0:23.47 [4] (0:10.97)	0:12.50 [5] (0:12.50)	9.67L	0:34.23	+5
9	7 XERRI Larry Cassidy	15	71.4 800m	0:10.48 800m	0:58.49 [9] (0:13.90)	0:44.59 [8] (0:10.48)	0:34.11 [7] (0:10.61)	0:23.50 [5] (0:11.08)	0:12.42 [9] (0:12.42)	10.75L	0:34.11	+8
10	6 ALF'S MAGIC Ben Looker	3	70.6 800m	0:10.53 800m	0:58.98 [10] (0:13.50)	0:45.48 [3] (0:10.53)	0:34.95 [3] (0:10.90)	0:24.05 [6] (0:11.29)	0:12.76 [10] (0:12.76)	13.63L	0:34.95	+3

Scratched: Brave Enough (#2), Fastconi (#3), Zumikon (#8), Buying Time (#10), Thatfeelsbetter (#11), Controlocracy (#13), Ever Bella (#14), Tupelawara (#18)

[] Ranking at each section and finish
 -:-:- No data available at this section
 NA No data available

SCN Saddle cloth number
 DNF Did not finish
 DNT Did not track



Horse/Jockey Name	King Kapa
Final Rank	1
Fastest Section Time (Section)	0:10.35 (800m)
Top Speed [km/h] (Section)	70.8 (800m)
Race State	Finished



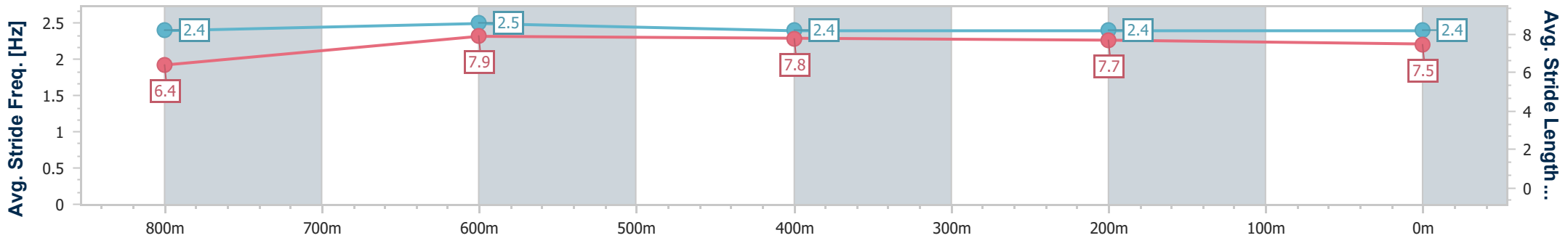
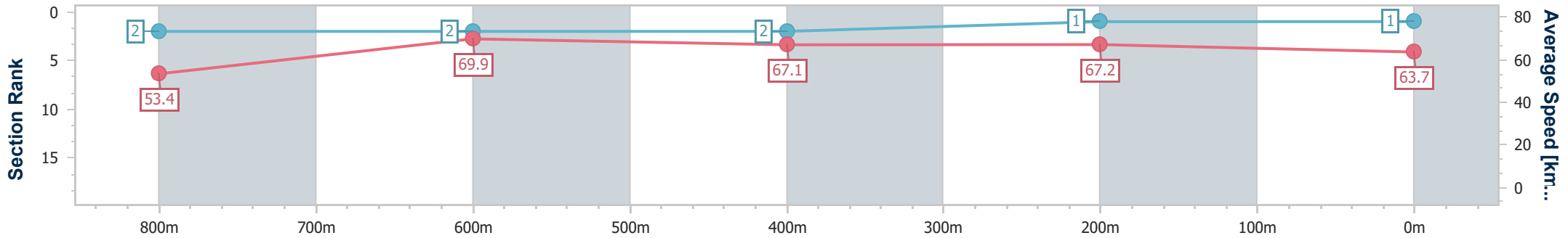
Eagle Farm QLD Professional
Race 7: MAGIC MILLIONS BENCHMARK 68 Handicap - 1000m



04 January 2023 - 17:08
Track Rating: Good 4, Weather: Fine, Rail Position: +9m Entire Course

BRISBANE RACING CLUB

Section	Overall	800m	600m	400m	200m
Section Times	0:56.66 [1] (0:13.51)	0:43.15 [2] (0:10.35)	0:32.80 [2] (0:10.80)	0:22.00 [2] (0:10.71)	0:11.29 [1] (0:11.29)
Average Speed [km/h]	53.4	69.9	67.1	67.2	63.7
Top Speed [km/h]	68.8	70.8	68.6	68.0	67.5
Avg. Dist. to Rail [m]	1.3	0.5	1.6	2.4	3.2
Avg. Stride Freq. [Hz]	2.4	2.5	2.4	2.4	2.4
Avg. Stride Length [m]	6.4	7.9	7.8	7.7	7.5



- [] Ranking at each section and finish
- .-.- No data available at this section
- NA No data available



Horse/Jockey Name	Nashira
Final Rank	2
Fastest Section Time (Section)	0:10.50 (800m)
Top Speed [km/h] (Section)	69.4 (600m)
Race State	Finished

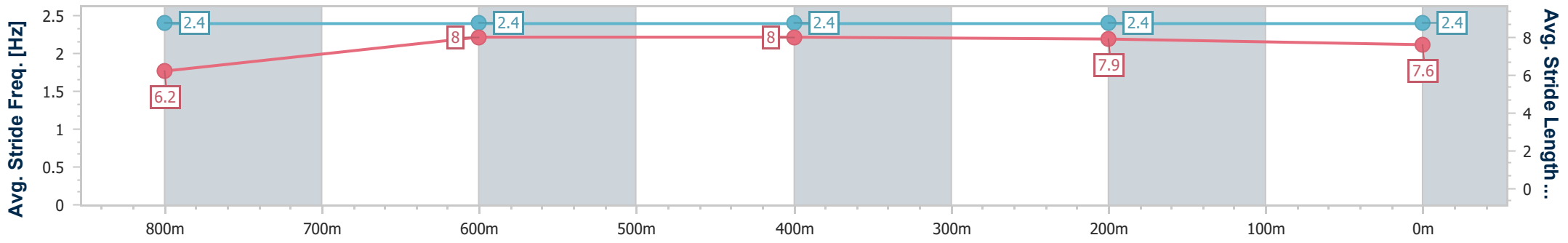
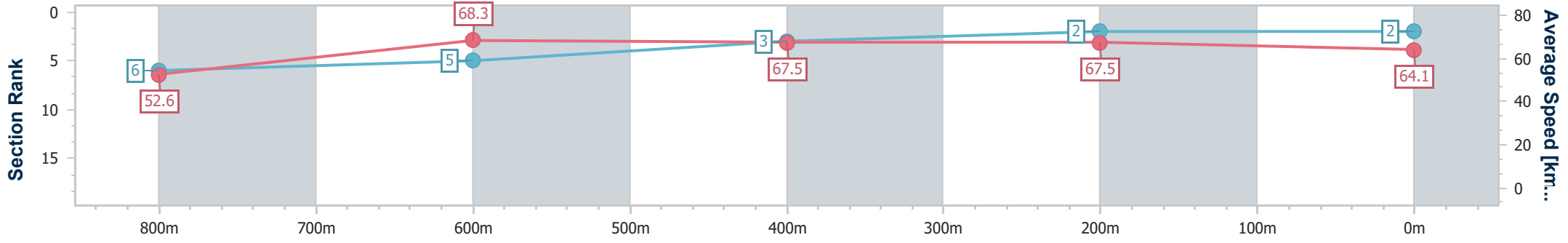


Eagle Farm QLD Professional
 Race 7: MAGIC MILLIONS BENCHMARK 68 Handicap - 1000m
 04 January 2023 - 17:08
 Track Rating: Good 4, Weather: Fine, Rail Position: +9m Entire Course



BRISBANE RACING CLUB

Section	Overall	800m	600m	400m	200m
Section Times	0:56.76 [2] (0:13.75)	0:43.01 [6] (0:10.50)	0:32.51 [5] (0:10.62)	0:21.89 [3] (0:10.67)	0:11.22 [2] (0:11.22)
Average Speed [km/h]	52.6	68.3	67.5	67.5	64.1
Top Speed [km/h]	67.5	69.2	69.4	68.1	66.8
Avg. Dist. to Rail [m]	1.0	0.6	0.8	1.3	3.2
Avg. Stride Freq. [Hz]	2.4	2.4	2.4	2.4	2.4
Avg. Stride Length [m]	6.2	8.0	8.0	7.9	7.6



- [] Ranking at each section and finish
- .-.- No data available at this section
- NA No data available



Horse/Jockey Name	Campai
Final Rank	3
Fastest Section Time (Section)	0:10.45 (800m)
Top Speed [km/h] (Section)	69.9 (800m)
Race State	Finished

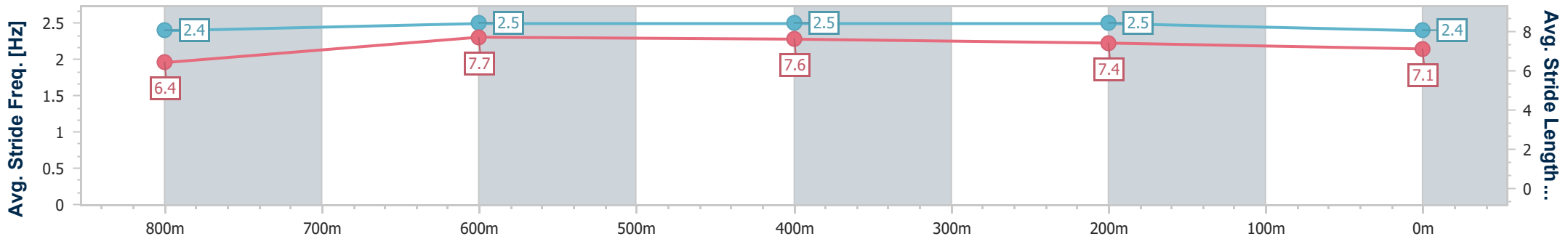
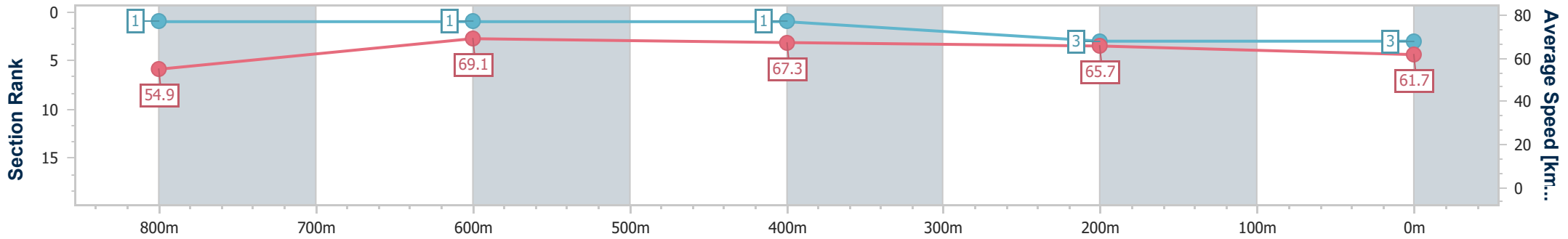


Eagle Farm QLD Professional
 Race 7: MAGIC MILLIONS BENCHMARK 68 Handicap - 1000m
 04 January 2023 - 17:08
 Track Rating: Good 4, Weather: Fine, Rail Position: +9m Entire Course



BRISBANE RACING CLUB

Section	Overall	800m	600m	400m	200m
Section Times	0:57.05 [3] (0:13.24)	0:43.81 [1] (0:10.45)	0:33.36 [1] (0:10.75)	0:22.61 [1] (0:10.96)	0:11.65 [3] (0:11.65)
Average Speed [km/h]	54.9	69.1	67.3	65.7	61.7
Top Speed [km/h]	69.4	69.9	68.7	66.3	65.1
Avg. Dist. to Rail [m]	6.1	0.8	1.0	0.5	1.0
Avg. Stride Freq. [Hz]	2.4	2.5	2.5	2.5	2.4
Avg. Stride Length [m]	6.4	7.7	7.6	7.4	7.1



- [] Ranking at each section and finish
- .-.- No data available at this section
- NA No data available



Horse/Jockey Name	The Kewess
Final Rank	4
Fastest Section Time (Section)	0:10.55 (800m)
Top Speed [km/h] (Section)	70.7 (600m)
Race State	Finished

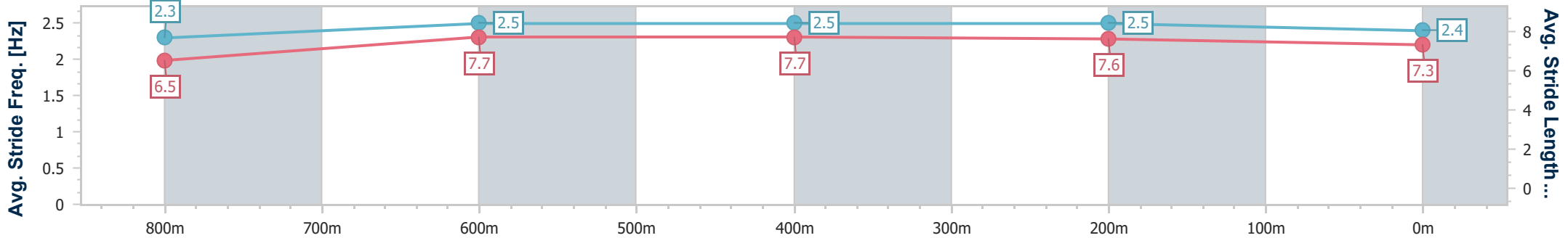
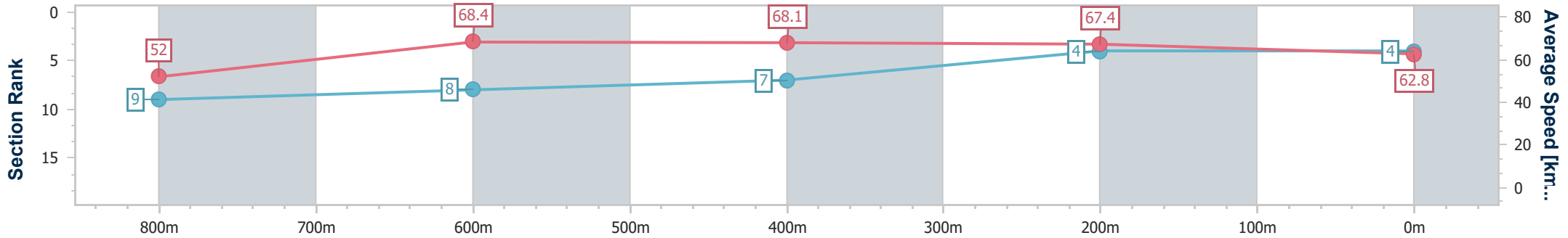


Eagle Farm QLD Professional
 Race 7: MAGIC MILLIONS BENCHMARK 68 Handicap - 1000m
 04 January 2023 - 17:08
 Track Rating: Good 4, Weather: Fine, Rail Position: +9m Entire Course



BRISBANE RACING CLUB

Section	Overall	800m	600m	400m	200m
Section Times	0:57.17 [4] (0:13.90)	0:43.27 [9] (0:10.55)	0:32.72 [8] (0:10.57)	0:22.15 [7] (0:10.67)	0:11.48 [4] (0:11.48)
Average Speed [km/h]	52.0	68.4	68.1	67.4	62.8
Top Speed [km/h]	67.1	70.2	70.7	68.5	65.8
Avg. Dist. to Rail [m]	3.6	0.4	0.2	0.6	2.1
Avg. Stride Freq. [Hz]	2.3	2.5	2.5	2.5	2.4
Avg. Stride Length [m]	6.5	7.7	7.7	7.6	7.3



- [] Ranking at each section and finish
- .-.- No data available at this section
- NA No data available



Horse/Jockey Name	Zavaboom
Final Rank	5
Fastest Section Time (Section)	0:10.55 (600m)
Top Speed [km/h] (Section)	70.3 (600m)
Race State	Finished

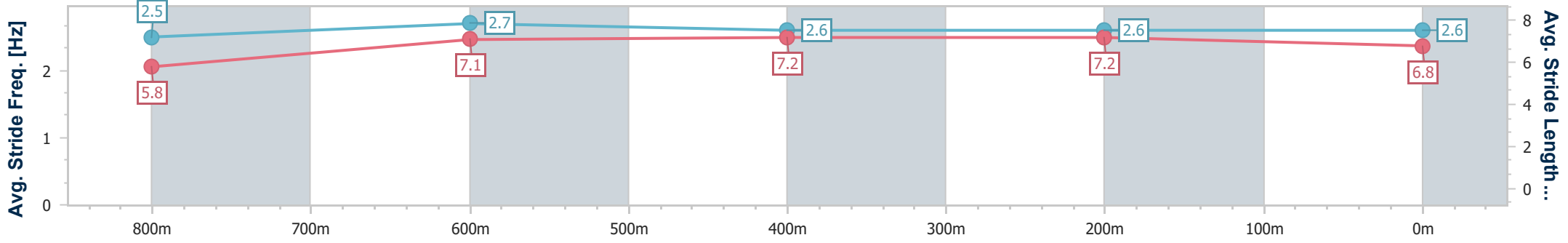
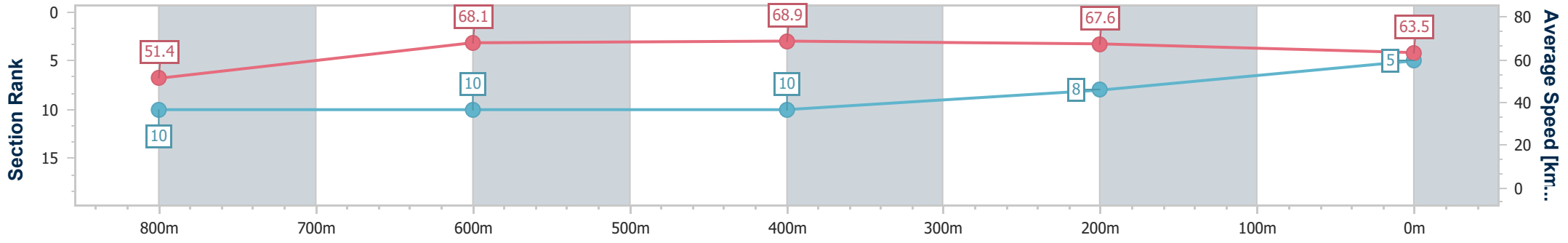


Eagle Farm QLD Professional
 Race 7: MAGIC MILLIONS BENCHMARK 68 Handicap - 1000m
 04 January 2023 - 17:08
 Track Rating: Good 4, Weather: Fine, Rail Position: +9m Entire Course



BRISBANE RACING CLUB

Section	Overall	800m	600m	400m	200m
Section Times	0:57.27 [5] (0:14.08)	0:43.19 [10] (0:10.65)	0:32.54 [10] (0:10.55)	0:21.99 [10] (0:10.64)	0:11.35 [8] (0:11.35)
Average Speed [km/h]	51.4	68.1	68.9	67.6	63.5
Top Speed [km/h]	67.5	68.9	70.3	69.1	66.1
Avg. Dist. to Rail [m]	2.7	2.0	1.9	1.6	1.9
Avg. Stride Freq. [Hz]	2.5	2.7	2.6	2.6	2.6
Avg. Stride Length [m]	5.8	7.1	7.2	7.2	6.8



- [] Ranking at each section and finish
- .-.- No data available at this section
- NA No data available



Horse/Jockey Name	Mishani Sniper
Final Rank	6
Fastest Section Time (Section)	0:10.58 (800m)
Top Speed [km/h] (Section)	70.7 (800m)
Race State	Finished



Eagle Farm QLD Professional

Race 7: MAGIC MILLIONS BENCHMARK 68 Handicap - 1000m

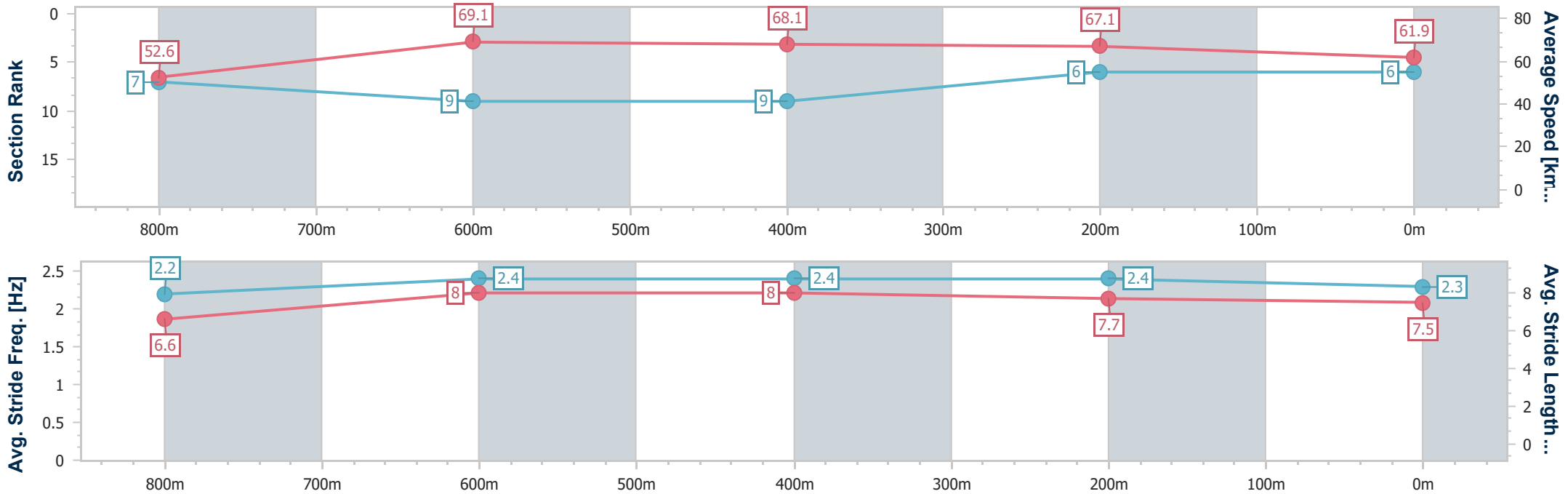
04 January 2023 - 17:08

Track Rating: Good 4, Weather: Fine, Rail Position: +9m Entire Course



BRISBANE RACING CLUB

Section	Overall	800m	600m	400m	200m
Section Times	0:57.54 [6] (0:13.87)	0:43.67 [7] (0:10.58)	0:33.09 [9] (0:10.72)	0:22.37 [9] (0:10.73)	0:11.64 [6] (0:11.64)
Average Speed [km/h]	52.6	69.1	68.1	67.1	61.9
Top Speed [km/h]	67.3	70.7	69.8	68.4	65.9
Avg. Dist. to Rail [m]	5.1	3.6	3.0	6.5	5.8
Avg. Stride Freq. [Hz]	2.2	2.4	2.4	2.4	2.3
Avg. Stride Length [m]	6.6	8.0	8.0	7.7	7.5



- [] Ranking at each section and finish
- .-.- No data available at this section
- NA No data available



Horse/Jockey Name	Knockknee
Final Rank	7
Fastest Section Time (Section)	0:10.63 (800m)
Top Speed [km/h] (Section)	70.5 (800m)
Race State	Finished

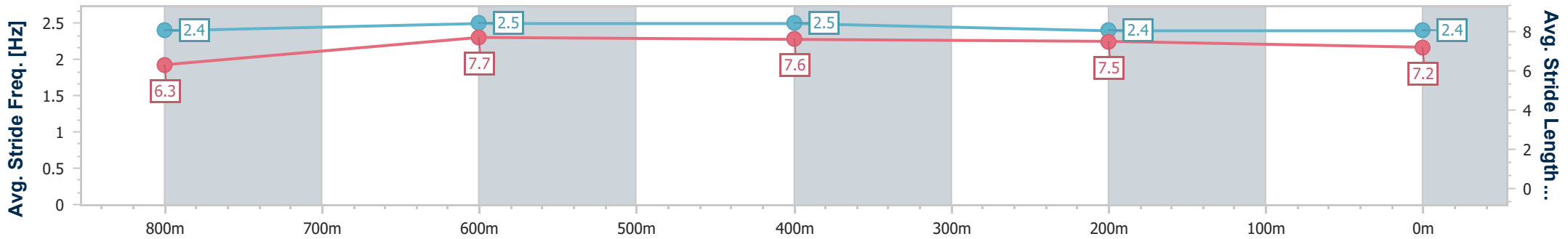
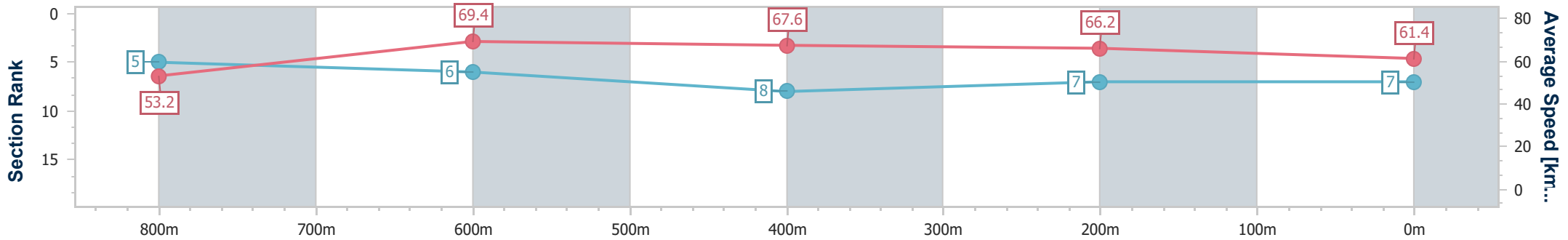


Eagle Farm QLD Professional
 Race 7: MAGIC MILLIONS BENCHMARK 68 Handicap - 1000m
 04 January 2023 - 17:08
 Track Rating: Good 4, Weather: Fine, Rail Position: +9m Entire Course



BRISBANE
 RACING CLUB

Section	Overall	800m	600m	400m	200m
Section Times	0:57.73 [7] (0:13.68)	0:44.05 [5] (0:10.63)	0:33.42 [6] (0:10.81)	0:22.61 [8] (0:10.86)	0:11.75 [7] (0:11.75)
Average Speed [km/h]	53.2	69.4	67.6	66.2	61.4
Top Speed [km/h]	68.8	70.5	69.3	68.2	63.8
Avg. Dist. to Rail [m]	4.0	4.9	3.2	4.5	6.4
Avg. Stride Freq. [Hz]	2.4	2.5	2.5	2.4	2.4
Avg. Stride Length [m]	6.3	7.7	7.6	7.5	7.2



- [] Ranking at each section and finish
- .-.- No data available at this section
- NA No data available



Horse/Jockey Name	Your Too Good
Final Rank	8
Fastest Section Time (Section)	0:10.56 (800m)
Top Speed [km/h] (Section)	70.9 (800m)
Race State	Finished

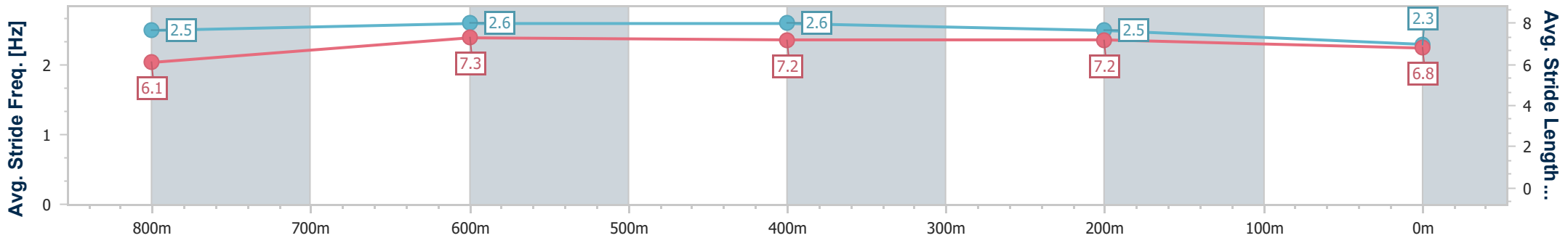
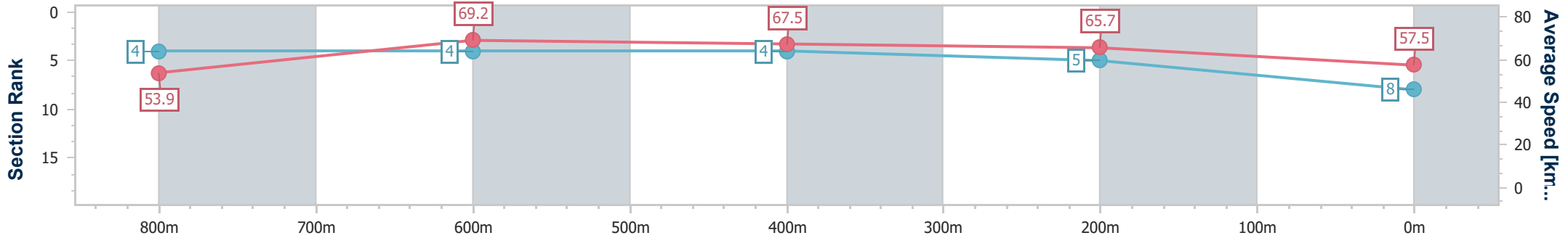


Eagle Farm QLD Professional
 Race 7: MAGIC MILLIONS BENCHMARK 68 Handicap - 1000m
 04 January 2023 - 17:08
 Track Rating: Good 4, Weather: Fine, Rail Position: +9m Entire Course



BRISBANE RACING CLUB

Section	Overall	800m	600m	400m	200m
Section Times	0:58.31 [8] (0:13.52)	0:44.79 [4] (0:10.56)	0:34.23 [4] (0:10.76)	0:23.47 [4] (0:10.97)	0:12.50 [5] (0:12.50)
Average Speed [km/h]	53.9	69.2	67.5	65.7	57.5
Top Speed [km/h]	70.5	70.9	70.1	66.9	63.8
Avg. Dist. to Rail [m]	5.0	3.2	1.9	2.5	3.4
Avg. Stride Freq. [Hz]	2.5	2.6	2.6	2.5	2.3
Avg. Stride Length [m]	6.1	7.3	7.2	7.2	6.8



- [] Ranking at each section and finish
- .-.- No data available at this section
- NA No data available



Horse/Jockey Name	Xerri
Final Rank	9
Fastest Section Time (Section)	0:10.48 (800m)
Top Speed [km/h] (Section)	71.4 (800m)
Race State	Finished



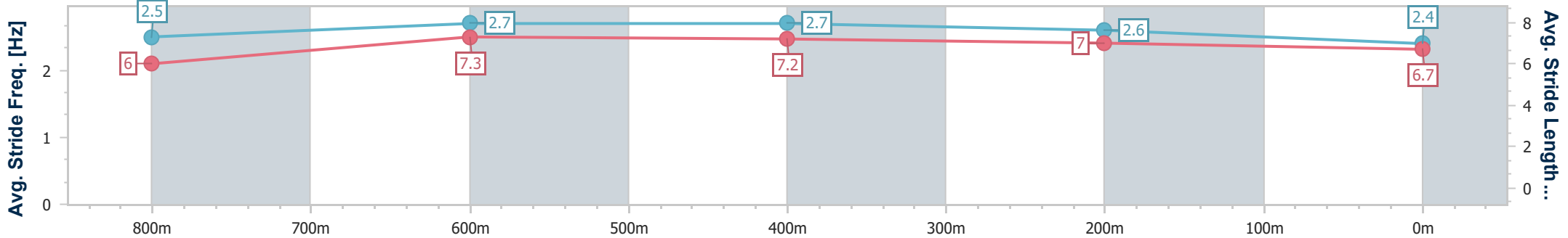
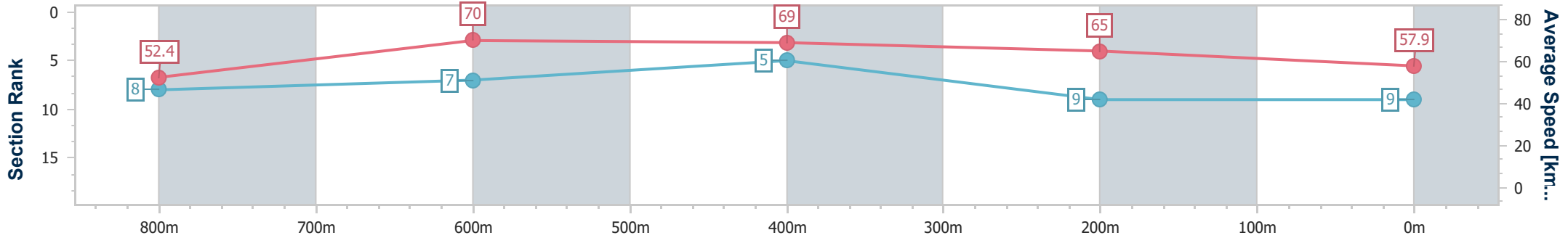
Eagle Farm QLD Professional
Race 7: MAGIC MILLIONS BENCHMARK 68 Handicap - 1000m



04 January 2023 - 17:08
Track Rating: Good 4, Weather: Fine, Rail Position: +9m Entire Course

BRISBANE RACING CLUB

Section	Overall	800m	600m	400m	200m
Section Times	0:58.49 [9] (0:13.90)	0:44.59 [8] (0:10.48)	0:34.11 [7] (0:10.61)	0:23.50 [5] (0:11.08)	0:12.42 [9] (0:12.42)
Average Speed [km/h]	52.4	70.0	69.0	65.0	57.9
Top Speed [km/h]	69.5	71.4	70.7	67.0	62.3
Avg. Dist. to Rail [m]	6.5	3.9	3.8	6.0	7.0
Avg. Stride Freq. [Hz]	2.5	2.7	2.7	2.6	2.4
Avg. Stride Length [m]	6.0	7.3	7.2	7.0	6.7



- [] Ranking at each section and finish
- .-.- No data available at this section
- NA No data available



Horse/Jockey Name	Alf's Magic
Final Rank	10
Fastest Section Time (Section)	0:10.53 (800m)
Top Speed [km/h] (Section)	70.6 (800m)
Race State	Finished



Eagle Farm QLD Professional

Race 7: MAGIC MILLIONS BENCHMARK 68 Handicap - 1000m

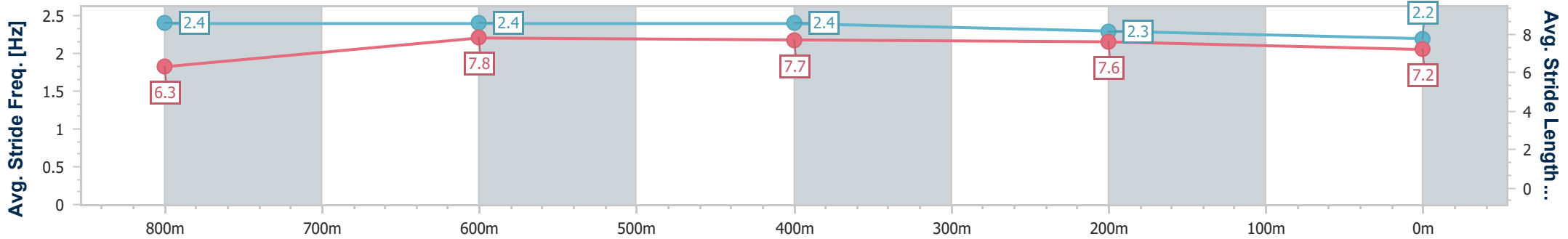
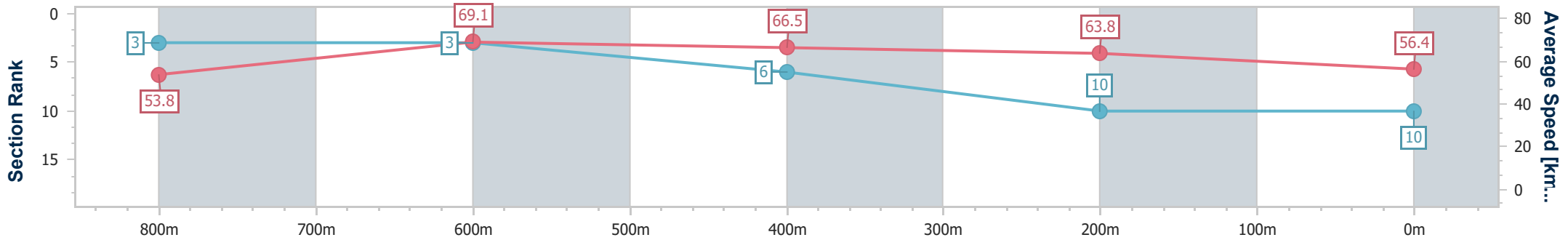
04 January 2023 - 17:08

Track Rating: Good 4, Weather: Fine, Rail Position: +9m Entire Course



BRISBANE RACING CLUB

Section	Overall	800m	600m	400m	200m
Section Times	0:58.98 [10] (0:13.50)	0:45.48 [3] (0:10.53)	0:34.95 [3] (0:10.90)	0:24.05 [6] (0:11.29)	0:12.76 [10] (0:12.76)
Average Speed [km/h]	53.8	69.1	66.5	63.8	56.4
Top Speed [km/h]	69.8	70.6	68.8	65.8	61.3
Avg. Dist. to Rail [m]	2.9	2.4	1.6	2.6	1.1
Avg. Stride Freq. [Hz]	2.4	2.4	2.4	2.3	2.2
Avg. Stride Length [m]	6.3	7.8	7.7	7.6	7.2



- [] Ranking at each section and finish
- .-.- No data available at this section
- NA No data available