



Sunshine Coast QLD Professional

Race 6: BARRIER REEF POOLS Class 3 Handicap - 1200m

08 January 2023 - 16:04



Track Rating: Good 4, Weather: Fine, Rail Position: +5m Entire Course

Section		Overall										Last 600m	
Field Times		1:11.08										0:35.31	
		(0:13.34)										(0:12.21)	
		1000m										0:35.31	
		(0:10.88)										(0:12.21)	
		800m											
		(0:11.55)											
		600m											
		(0:11.53)											
		400m											
		(0:23.78)											
		(0:11.57)											
		200m											
		(0:12.21)											
Rank	TAB	Horse/Jockey	Barrier	Top Speed [km/h]	Fastest Section	Overall	1000m	800m	600m	400m	200m	Margin	Distance Travelled [m]
1	8	HE KNOWS Chris Meehan	8	68.1 1000m	0:11.09 1000m	1:11.08 [1] (0:14.14)	0:56.94 [9] (0:11.09)	0:45.85 [8] (0:11.18)	0:34.67 [8] (0:11.59)	0:23.08 [8] (0:11.17)	0:11.91 [3] (0:11.91)	1:11.08	0:34.67
2	9	TRANQUIL BAY Ben Thompson	1	66.0 1000m	0:11.18 1000m	1:11.40 [2] (0:13.66)	0:57.74 [5] (0:11.18)	0:46.56 [6] (0:11.39)	0:35.17 [6] (0:11.51)	0:23.66 [4] (0:11.45)	0:12.21 [4] (0:12.21)	1.8L	0:35.17 -1
3	3	MY SNOW QUEEN Matthew Powell	11	67.7 1000m	0:10.88 1000m	1:11.44 [3] (0:13.34)	0:58.10 [1] (0:10.88)	0:47.22 [1] (0:11.55)	0:35.67 [1] (0:11.53)	0:24.14 [1] (0:11.57)	0:12.57 [1] (0:12.57)	2L	0:35.67 +1
4	10	NED'S GULLY Martin Harley	3	66.9 1000m	0:11.11 1000m	1:11.64 [4] (0:13.45)	0:58.19 [2] (0:11.11)	0:47.08 [3] (0:11.52)	0:35.56 [3] (0:11.42)	0:24.14 [2] (0:11.46)	0:12.68 [2] (0:12.68)	3L	0:35.56 -4
5	2	COLLAY'S SPIRIT Ryan Maloney	2	66.9 1000m	0:11.05 1000m	1:11.68 [5] (0:13.59)	0:58.09 [4] (0:11.05)	0:47.04 [4] (0:11.53)	0:35.51 [5] (0:11.61)	0:23.90 [5] (0:11.42)	0:12.48 [5] (0:12.48)	3.2L	0:35.51 +3
6	11	SACCA Nikita Beriman	6	66.6 1000m	0:11.17 1000m	1:11.74 [6] (0:13.78)	0:57.96 [7] (0:11.17)	0:46.79 [7] (0:11.39)	0:35.40 [7] (0:11.56)	0:23.84 [7] (0:11.47)	0:12.37 [8] (0:12.37)	3.5L	0:35.40 +3
7	5	BANDIT Wendy Peel	14	67.2 800m	0:10.96 800m	1:11.87 [7] (0:14.77)	0:57.10 [12] (0:11.31)	0:45.79 [12] (0:10.96)	0:34.83 [11] (0:11.35)	0:23.48 [10] (0:11.25)	0:12.23 [10] (0:12.23)	4L	0:34.83 +3
8	6	CHILLIWACK James Orman	9	67.0 1000m	0:11.01 1000m	1:11.90 [8] (0:13.74)	0:58.16 [6] (0:11.01)	0:47.15 [5] (0:11.36)	0:35.79 [4] (0:11.69)	0:24.10 [6] (0:11.49)	0:12.61 [6] (0:12.61)	4.1L	0:35.79 +5
9	15	CRACKING THUNDER Kyle Wilson-Taylor	13	67.7 1000m	0:11.12 400m	1:11.96 [9] (0:14.50)	0:57.46 [11] (0:11.13)	0:46.33 [10] (0:11.23)	0:35.10 [10] (0:11.51)	0:23.59 [9] (0:11.12)	0:12.47 [9] (0:12.47)	4.3L	0:35.10 +2
10	4	PAPERCLIP Larry Cassidy	12	68.5 1000m	0:10.87 1000m	1:12.31 [10] (0:13.59)	0:58.72 [3] (0:10.87)	0:47.85 [2] (0:11.53)	0:36.32 [2] (0:11.65)	0:24.67 [3] (0:11.67)	0:13.00 [7] (0:13.00)	6.3L	0:36.32 +0

Scratched: Good Chat (#1), Northuldra (#13), Uncle Bud (#14)

[] Ranking at each section and finish
 -:-:- No data available at this section
 NA No data available

SCN Saddle cloth number
 DNF Did not finish
 DNT Did not track



Sunshine Coast QLD Professional

Race 6: BARRIER REEF POOLS Class 3 Handicap - 1200m

08 January 2023 - 16:04



Track Rating: Good 4, Weather: Fine, Rail Position: +5m Entire Course

Section		Overall	1000m	800m	600m	400m	200m	Last 600m					
Field Times		1:11.08 (0:13.34)	0:57.74 (0:10.88)	0:46.86 (0:11.55)	0:35.31 (0:11.53)	0:23.78 (0:11.57)	0:12.21 (0:12.21)	0:35.31					
Rank	TAB Horse/Jockey	Barrier	Top Speed [km/h]	Fastest Section	Margin							Distance Travelled [m]	
11	7 GULF OF SAROS Michael Cahill	10	65.2 600m	0:11.36 600m	1:12.63 [11] (0:14.43)	0:58.20 [10] (0:11.49)	0:46.71 [11] (0:11.50)	0:35.21 [12] (0:11.36)	0:23.85 [12] (0:11.43)	0:12.42 [11] (0:12.42)	8.1L	0:35.21	+3
12	12 MICHIGAN Justin Stanley	4	66.8 800m	0:11.34 1000m	1:13.78 [12] (0:13.95)	0:59.83 [8] (0:11.34)	0:48.49 [9] (0:11.42)	0:37.07 [9] (0:11.82)	0:25.25 [11] (0:11.82)	0:13.43 [12] (0:13.43)	14.9L	0:37.07	+9

Scratched: Good Chat (#1), Northuldra (#13), Uncle Bud (#14)

[] Ranking at each section and finish
 -:-:-:- No data available at this section
 NA No data available

SCN Saddle cloth number
 DNF Did not finish
 DNT Did not track



Horse/Jockey Name	He Knows
Final Rank	1
Fastest Section Time (Section)	0:11.09 (1000m)
Top Speed [km/h] (Section)	68.1 (1000m)
Race State	Finished



Sunshine Coast QLD Professional

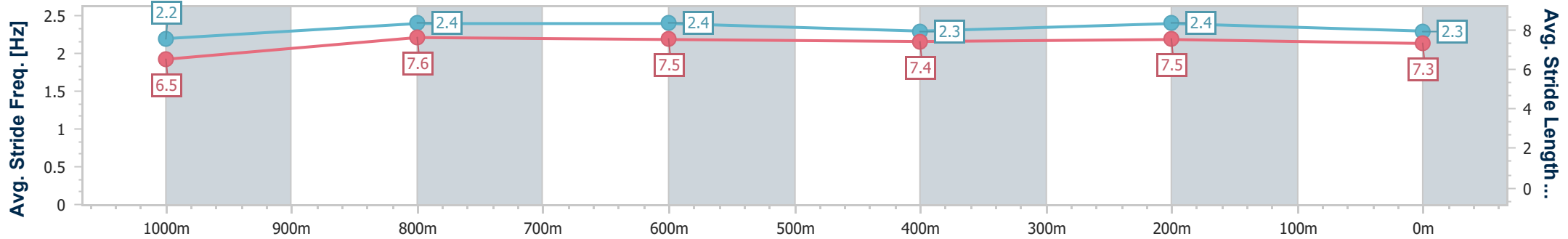
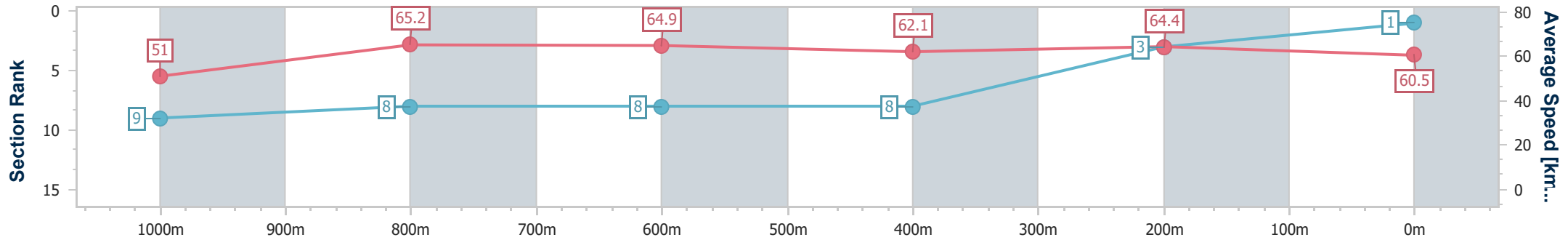
Race 6: BARRIER REEF POOLS Class 3 Handicap - 1200m



08 January 2023 - 16:04

Track Rating: Good 4, Weather: Fine, Rail Position: +5m Entire Course

Section	Overall	1000m	800m	600m	400m	200m
Section Times	1:11.08 [1] (0:14.14)	0:56.94 [9] (0:11.09)	0:45.85 [8] (0:11.18)	0:34.67 [8] (0:11.59)	0:23.08 [8] (0:11.17)	0:11.91 [3] (0:11.91)
Average Speed [km/h]	51.0	65.2	64.9	62.1	64.4	60.5
Top Speed [km/h]	64.6	68.1	67.3	63.6	65.6	64.0
Avg. Dist. to Rail [m]	6.4	2.5	1.0	0.3	0.5	3.4
Avg. Stride Freq. [Hz]	2.2	2.4	2.4	2.3	2.4	2.3
Avg. Stride Length [m]	6.5	7.6	7.5	7.4	7.5	7.3



- [] Ranking at each section and finish
- .-.- No data available at this section
- NA No data available



Horse/Jockey Name	Tranquil Bay
Final Rank	2
Fastest Section Time (Section)	0:11.18 (1000m)
Top Speed [km/h] (Section)	66.0 (1000m)
Race State	Finished



Sunshine Coast QLD Professional

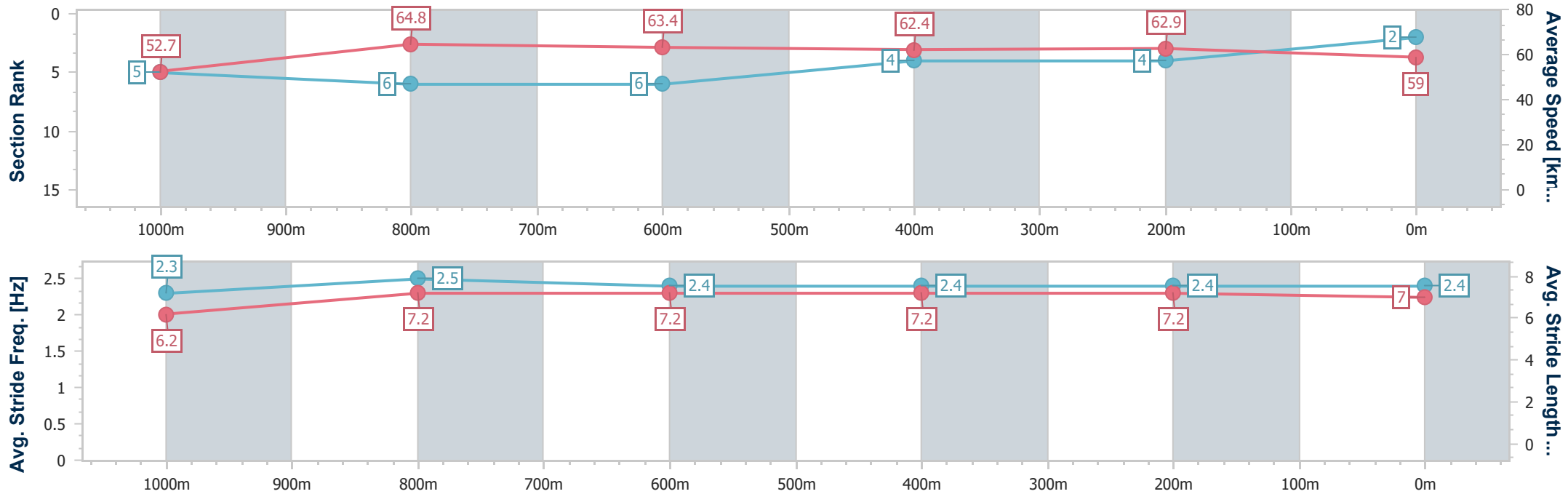
Race 6: BARRIER REEF POOLS Class 3 Handicap - 1200m



08 January 2023 - 16:04

Track Rating: Good 4, Weather: Fine, Rail Position: +5m Entire Course

Section	Overall	1000m	800m	600m	400m	200m
Section Times	1:11.40 [2] (0:13.66)	0:57.74 [5] (0:11.18)	0:46.56 [6] (0:11.39)	0:35.17 [6] (0:11.51)	0:23.66 [4] (0:11.45)	0:12.21 [4] (0:12.21)
Average Speed [km/h]	52.7	64.8	63.4	62.4	62.9	59.0
Top Speed [km/h]	64.9	66.0	65.5	64.3	65.0	61.7
Avg. Dist. to Rail [m]	2.5	1.9	0.5	0.2	0.4	2.5
Avg. Stride Freq. [Hz]	2.3	2.5	2.4	2.4	2.4	2.4
Avg. Stride Length [m]	6.2	7.2	7.2	7.2	7.2	7.0



- [] Ranking at each section and finish
- .-.- No data available at this section
- NA No data available



Horse/Jockey Name	My Snow Queen
Final Rank	3
Fastest Section Time (Section)	0:10.88 (1000m)
Top Speed [km/h] (Section)	67.7 (1000m)
Race State	Finished



Sunshine Coast QLD Professional

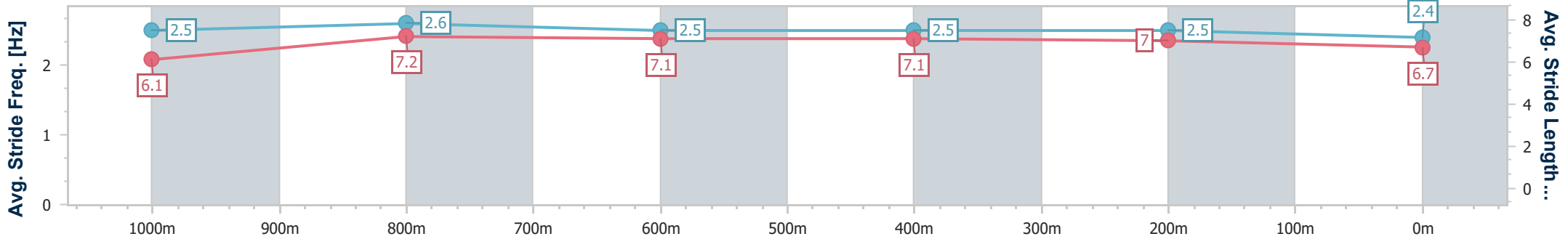
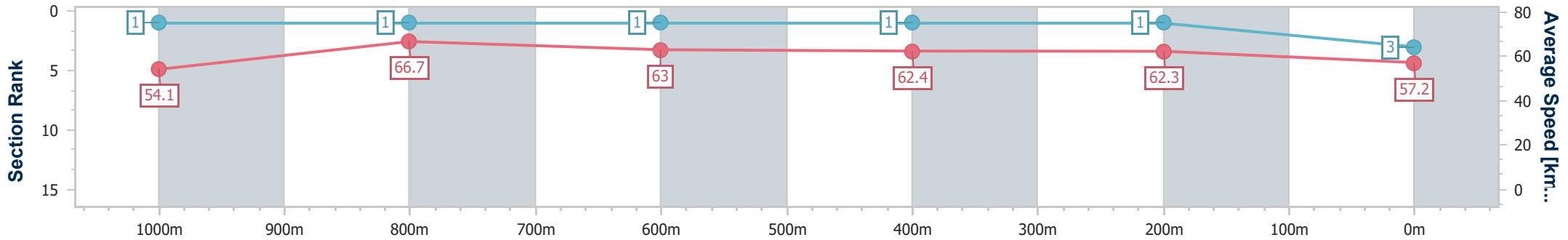
Race 6: BARRIER REEF POOLS Class 3 Handicap - 1200m



08 January 2023 - 16:04

Track Rating: Good 4, Weather: Fine, Rail Position: +5m Entire Course

Section	Overall	1000m	800m	600m	400m	200m
Section Times	1:11.44 [3] (0:13.34)	0:58.10 [1] (0:10.88)	0:47.22 [1] (0:11.55)	0:35.67 [1] (0:11.53)	0:24.14 [1] (0:11.57)	0:12.57 [1] (0:12.57)
Average Speed [km/h]	54.1	66.7	63.0	62.4	62.3	57.2
Top Speed [km/h]	67.0	67.7	64.7	64.0	63.5	60.6
Avg. Dist. to Rail [m]	7.9	2.6	2.0	0.7	0.2	0.3
Avg. Stride Freq. [Hz]	2.5	2.6	2.5	2.5	2.5	2.4
Avg. Stride Length [m]	6.1	7.2	7.1	7.1	7.0	6.7



- [] Ranking at each section and finish
- .-.- No data available at this section
- NA No data available



Horse/Jockey Name	Ned's Gully
Final Rank	4
Fastest Section Time (Section)	0:11.11 (1000m)
Top Speed [km/h] (Section)	66.9 (1000m)
Race State	Finished



Sunshine Coast QLD Professional

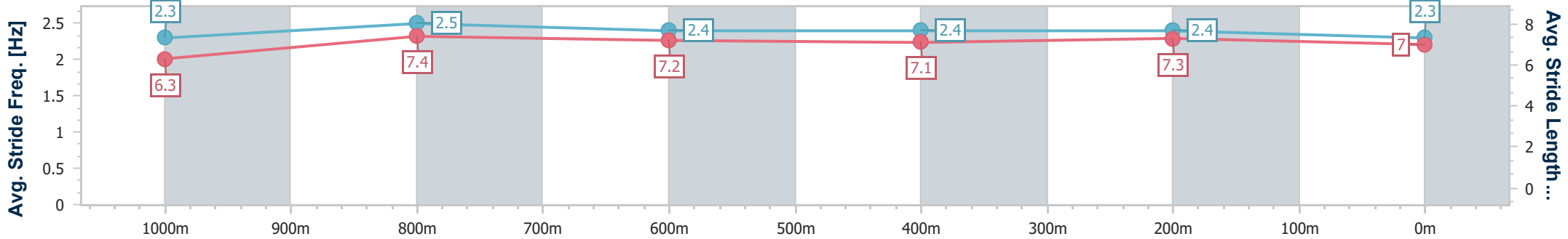
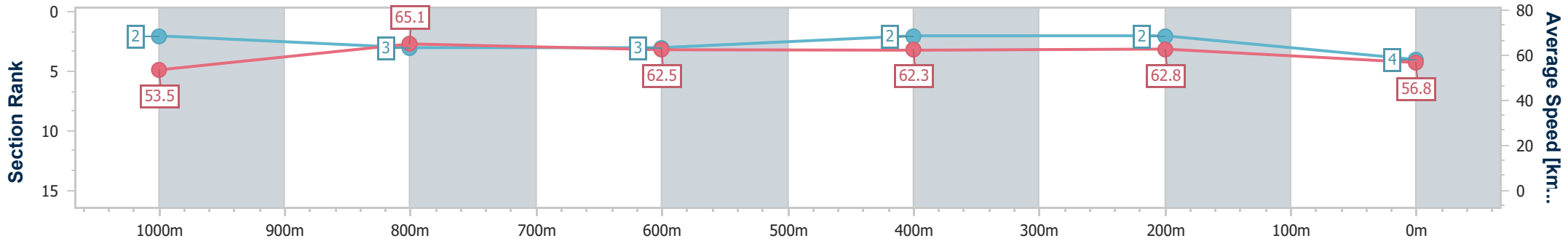
Race 6: BARRIER REEF POOLS Class 3 Handicap - 1200m



08 January 2023 - 16:04

Track Rating: Good 4, Weather: Fine, Rail Position: +5m Entire Course

Section	Overall	1000m	800m	600m	400m	200m
Section Times	1:11.64 [4] (0:13.45)	0:58.19 [2] (0:11.11)	0:47.08 [3] (0:11.52)	0:35.56 [3] (0:11.42)	0:24.14 [2] (0:11.46)	0:12.68 [2] (0:12.68)
Average Speed [km/h]	53.5	65.1	62.5	62.3	62.8	56.8
Top Speed [km/h]	66.2	66.9	65.5	64.5	64.0	60.6
Avg. Dist. to Rail [m]	4.1	2.1	1.0	2.0	0.4	1.9
Avg. Stride Freq. [Hz]	2.3	2.5	2.4	2.4	2.4	2.3
Avg. Stride Length [m]	6.3	7.4	7.2	7.1	7.3	7.0



- [] Ranking at each section and finish
- .-.- No data available at this section
- NA No data available



Horse/Jockey Name	Collay's Spirit
Final Rank	5
Fastest Section Time (Section)	0:11.05 (1000m)
Top Speed [km/h] (Section)	66.9 (1000m)
Race State	Finished



Sunshine Coast QLD Professional

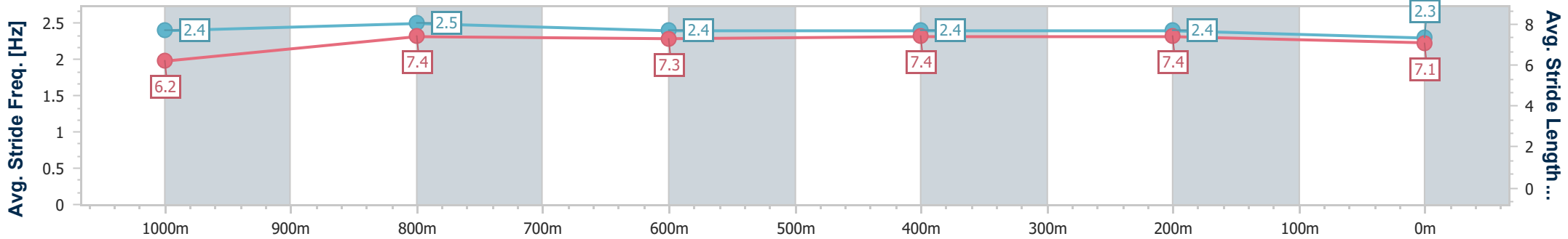
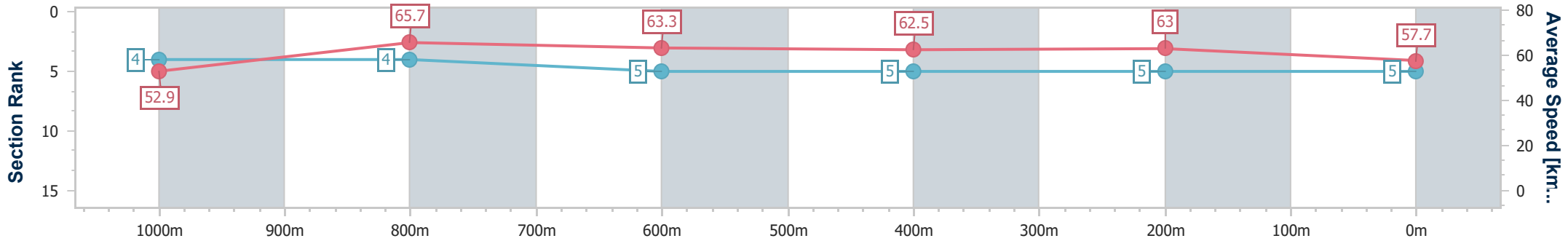
Race 6: BARRIER REEF POOLS Class 3 Handicap - 1200m



08 January 2023 - 16:04

Track Rating: Good 4, Weather: Fine, Rail Position: +5m Entire Course

Section	Overall	1000m	800m	600m	400m	200m
Section Times	1:11.68 [5] (0:13.59)	0:58.09 [4] (0:11.05)	0:47.04 [4] (0:11.53)	0:35.51 [5] (0:11.61)	0:23.90 [5] (0:11.42)	0:12.48 [5] (0:12.48)
Average Speed [km/h]	52.9	65.7	63.3	62.5	63.0	57.7
Top Speed [km/h]	65.2	66.9	66.7	63.3	63.5	61.8
Avg. Dist. to Rail [m]	3.1	2.6	2.7	1.3	3.6	4.6
Avg. Stride Freq. [Hz]	2.4	2.5	2.4	2.4	2.4	2.3
Avg. Stride Length [m]	6.2	7.4	7.3	7.4	7.4	7.1



- [] Ranking at each section and finish
- .-.- No data available at this section
- NA No data available



Horse/Jockey Name	Sacca
Final Rank	6
Fastest Section Time (Section)	0:11.17 (1000m)
Top Speed [km/h] (Section)	66.6 (1000m)
Race State	Finished



Sunshine Coast QLD Professional

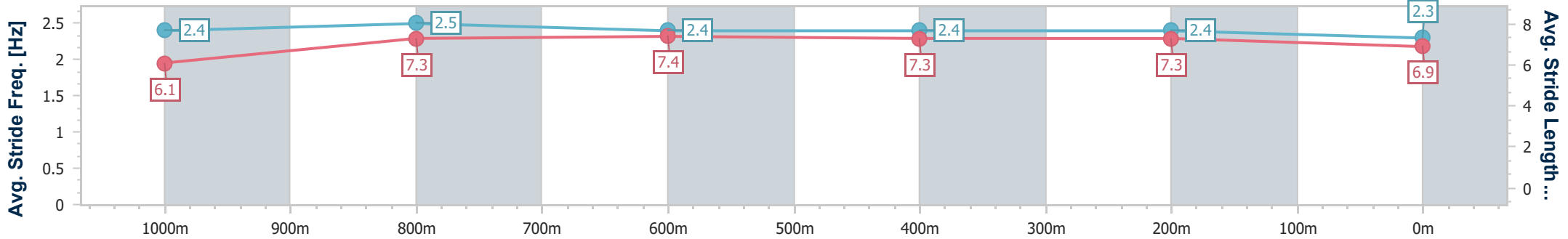
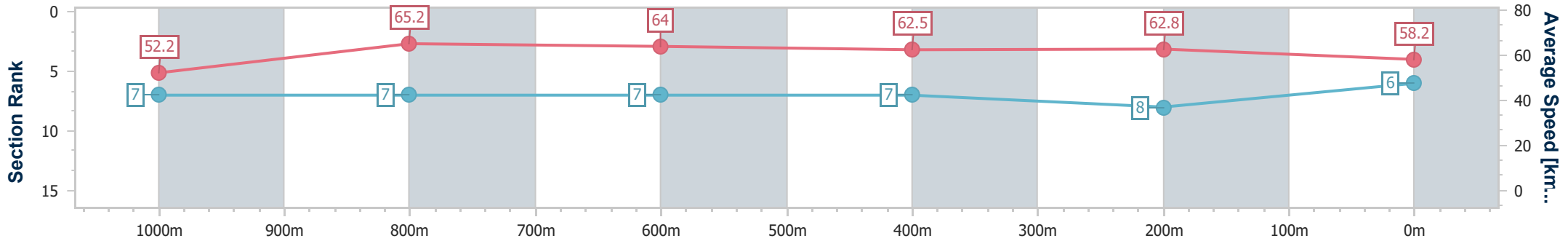
Race 6: BARRIER REEF POOLS Class 3 Handicap - 1200m



08 January 2023 - 16:04

Track Rating: Good 4, Weather: Fine, Rail Position: +5m Entire Course

Section	Overall	1000m	800m	600m	400m	200m
Section Times	1:11.74 [6] (0:13.78)	0:57.96 [7] (0:11.17)	0:46.79 [7] (0:11.39)	0:35.40 [7] (0:11.56)	0:23.84 [7] (0:11.47)	0:12.37 [8] (0:12.37)
Average Speed [km/h]	52.2	65.2	64.0	62.5	62.8	58.2
Top Speed [km/h]	65.4	66.6	65.3	64.2	64.4	61.8
Avg. Dist. to Rail [m]	5.6	4.1	2.4	0.6	4.3	6.2
Avg. Stride Freq. [Hz]	2.4	2.5	2.4	2.4	2.4	2.3
Avg. Stride Length [m]	6.1	7.3	7.4	7.3	7.3	6.9



- [] Ranking at each section and finish
- .-.- No data available at this section
- NA No data available



Horse/Jockey Name	Bandit
Final Rank	7
Fastest Section Time (Section)	0:10.96 (800m)
Top Speed [km/h] (Section)	67.2 (800m)
Race State	Finished



Sunshine Coast QLD Professional

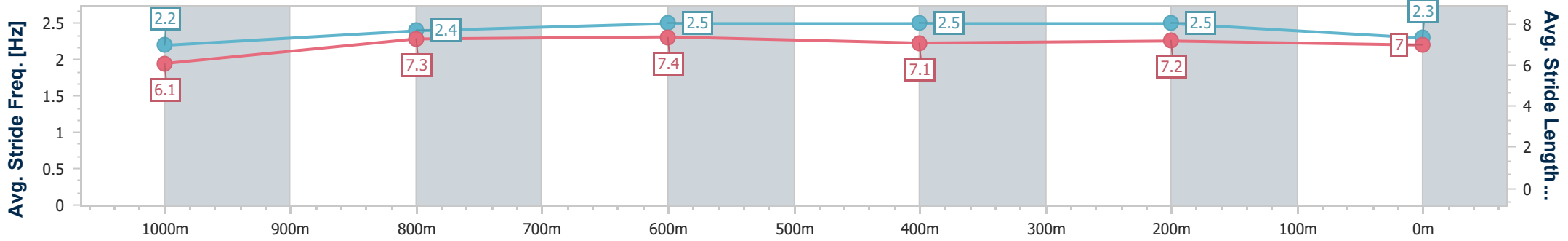
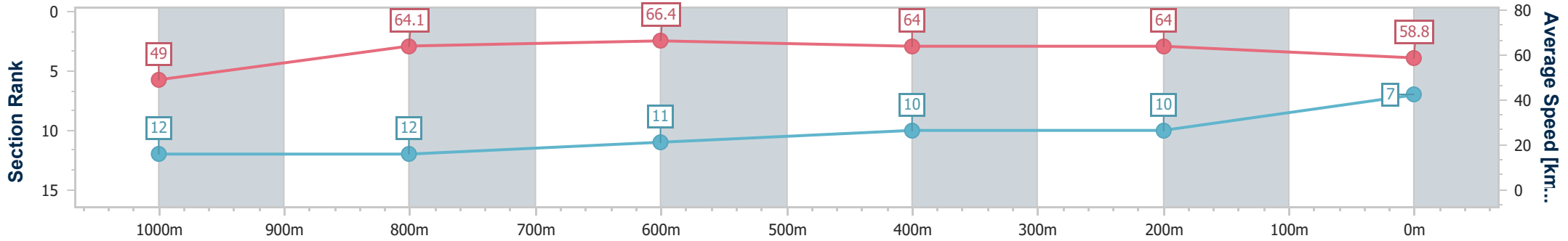
Race 6: BARRIER REEF POOLS Class 3 Handicap - 1200m



08 January 2023 - 16:04

Track Rating: Good 4, Weather: Fine, Rail Position: +5m Entire Course

Section	Overall	1000m	800m	600m	400m	200m
Section Times	1:11.87 [7] (0:14.77)	0:57.10 [12] (0:11.31)	0:45.79 [12] (0:10.96)	0:34.83 [11] (0:11.35)	0:23.48 [10] (0:11.25)	0:12.23 [10] (0:12.23)
Average Speed [km/h]	49.0	64.1	66.4	64.0	64.0	58.8
Top Speed [km/h]	62.5	66.0	67.2	65.7	65.3	62.1
Avg. Dist. to Rail [m]	9.2	2.8	1.7	1.4	0.2	0.3
Avg. Stride Freq. [Hz]	2.2	2.4	2.5	2.5	2.5	2.3
Avg. Stride Length [m]	6.1	7.3	7.4	7.1	7.2	7.0



- [] Ranking at each section and finish
- .-.- No data available at this section
- NA No data available



Horse/Jockey Name	Chilliwick
Final Rank	8
Fastest Section Time (Section)	0:11.01 (1000m)
Top Speed [km/h] (Section)	67.0 (1000m)
Race State	Finished



Sunshine Coast QLD Professional

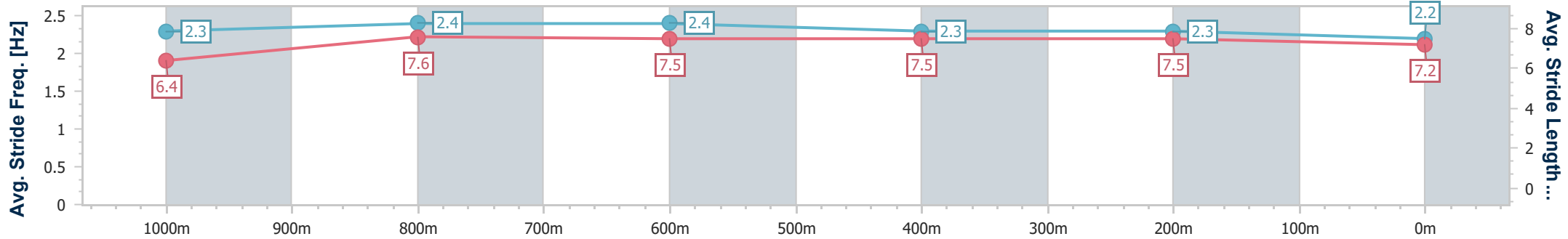
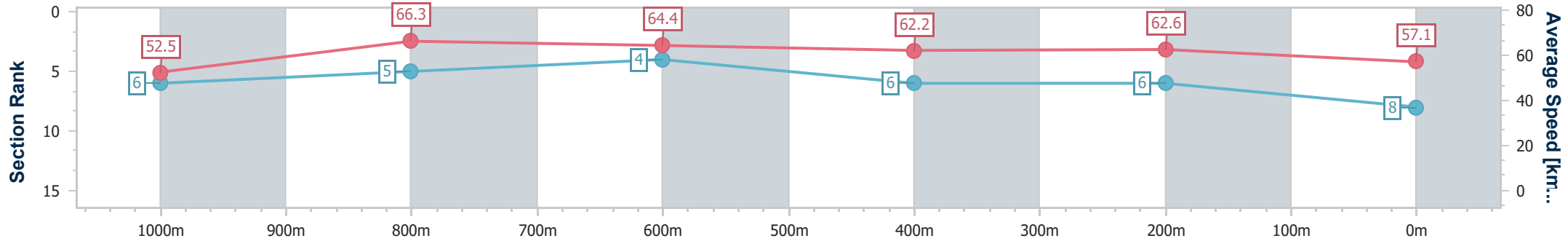
Race 6: BARRIER REEF POOLS Class 3 Handicap - 1200m



08 January 2023 - 16:04

Track Rating: Good 4, Weather: Fine, Rail Position: +5m Entire Course

Section	Overall	1000m	800m	600m	400m	200m
Section Times	1:11.90 [8] (0:13.74)	0:58.16 [6] (0:11.01)	0:47.15 [5] (0:11.36)	0:35.79 [4] (0:11.69)	0:24.10 [6] (0:11.49)	0:12.61 [6] (0:12.61)
Average Speed [km/h]	52.5	66.3	64.4	62.2	62.6	57.1
Top Speed [km/h]	66.0	67.0	66.9	63.4	64.4	60.9
Avg. Dist. to Rail [m]	7.1	4.7	2.6	1.7	4.4	5.5
Avg. Stride Freq. [Hz]	2.3	2.4	2.4	2.3	2.3	2.2
Avg. Stride Length [m]	6.4	7.6	7.5	7.5	7.5	7.2



- [] Ranking at each section and finish
- .-.- No data available at this section
- NA No data available



Horse/Jockey Name	Cracking Thunder
Final Rank	9
Fastest Section Time (Section)	0:11.12 (400m)
Top Speed [km/h] (Section)	67.7 (1000m)
Race State	Finished



Sunshine Coast QLD Professional

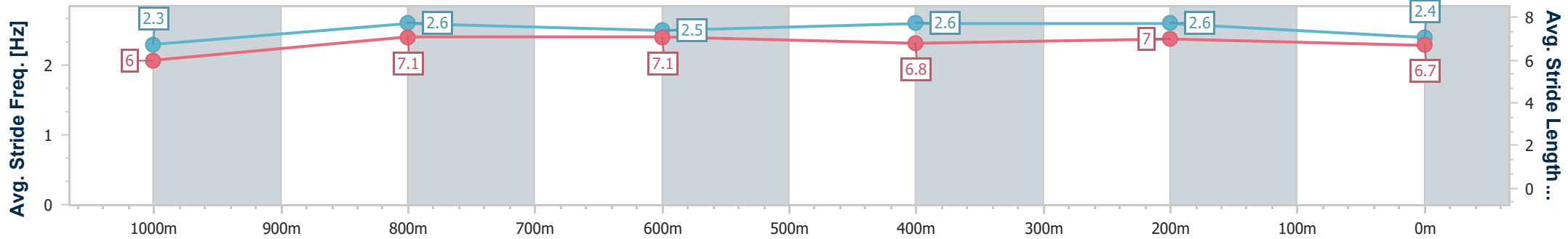
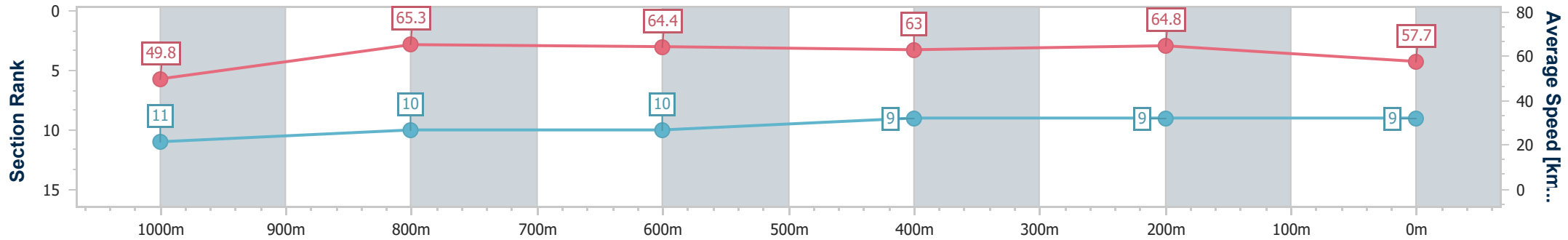
Race 6: BARRIER REEF POOLS Class 3 Handicap - 1200m



08 January 2023 - 16:04

Track Rating: Good 4, Weather: Fine, Rail Position: +5m Entire Course

Section	Overall	1000m	800m	600m	400m	200m
Section Times	1:11.96 [9] (0:14.50)	0:57.46 [11] (0:11.13)	0:46.33 [10] (0:11.23)	0:35.10 [10] (0:11.51)	0:23.59 [9] (0:11.12)	0:12.47 [9] (0:12.47)
Average Speed [km/h]	49.8	65.3	64.4	63.0	64.8	57.7
Top Speed [km/h]	64.1	67.7	66.5	66.2	67.1	61.9
Avg. Dist. to Rail [m]	8.2	3.1	0.9	1.3	2.3	4.0
Avg. Stride Freq. [Hz]	2.3	2.6	2.5	2.6	2.6	2.4
Avg. Stride Length [m]	6.0	7.1	7.1	6.8	7.0	6.7



- [] Ranking at each section and finish
- .-.- No data available at this section
- NA No data available



Horse/Jockey Name	Paperclip
Final Rank	10
Fastest Section Time (Section)	0:10.87 (1000m)
Top Speed [km/h] (Section)	68.5 (1000m)
Race State	Finished



Sunshine Coast QLD Professional

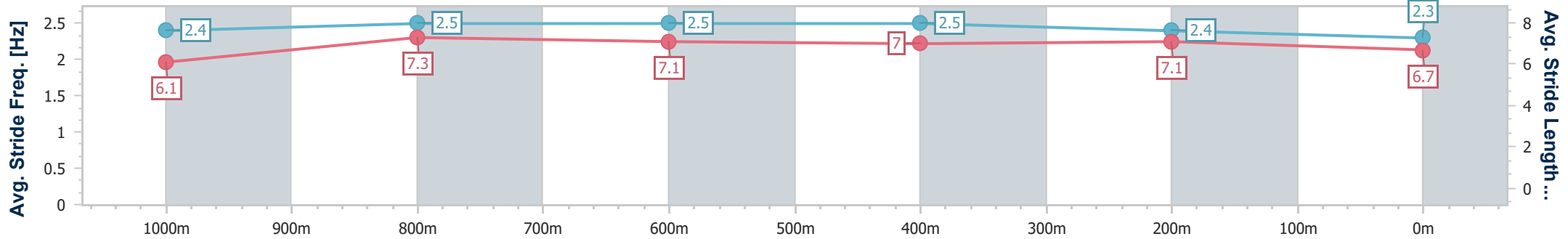
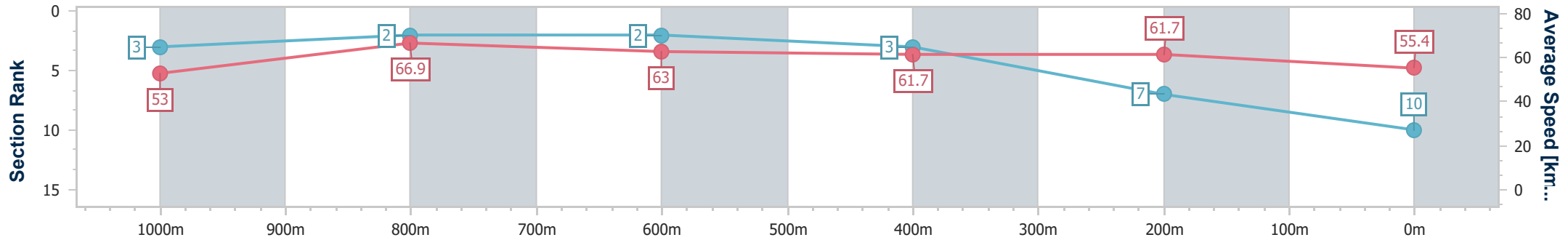
Race 6: BARRIER REEF POOLS Class 3 Handicap - 1200m



08 January 2023 - 16:04

Track Rating: Good 4, Weather: Fine, Rail Position: +5m Entire Course

Section	Overall	1000m	800m	600m	400m	200m
Section Times	1:12.31 [10] (0:13.59)	0:58.72 [3] (0:10.87)	0:47.85 [2] (0:11.53)	0:36.32 [2] (0:11.65)	0:24.67 [3] (0:11.67)	0:13.00 [7] (0:13.00)
Average Speed [km/h]	53.0	66.9	63.0	61.7	61.7	55.4
Top Speed [km/h]	68.3	68.5	64.9	62.5	63.3	59.1
Avg. Dist. to Rail [m]	8.9	4.1	1.3	0.3	1.9	2.6
Avg. Stride Freq. [Hz]	2.4	2.5	2.5	2.5	2.4	2.3
Avg. Stride Length [m]	6.1	7.3	7.1	7.0	7.1	6.7



- [] Ranking at each section and finish
- .-.- No data available at this section
- NA No data available



Horse/Jockey Name	Gulf Of Saros
Final Rank	11
Fastest Section Time (Section)	0:11.36 (600m)
Top Speed [km/h] (Section)	65.2 (600m)
Race State	Finished



Sunshine Coast QLD Professional

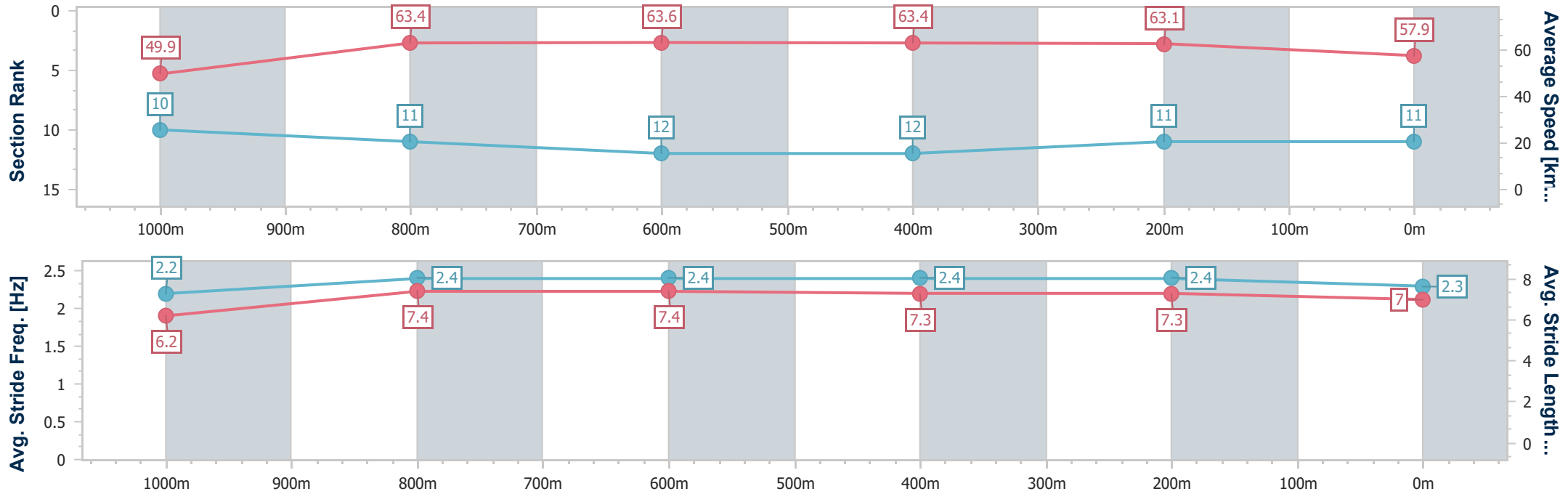
Race 6: BARRIER REEF POOLS Class 3 Handicap - 1200m



08 January 2023 - 16:04

Track Rating: Good 4, Weather: Fine, Rail Position: +5m Entire Course

Section	Overall	1000m	800m	600m	400m	200m
Section Times	1:12.63 [11] (0:14.43)	0:58.20 [10] (0:11.49)	0:46.71 [11] (0:11.50)	0:35.21 [12] (0:11.36)	0:23.85 [12] (0:11.43)	0:12.42 [11] (0:12.42)
Average Speed [km/h]	49.9	63.4	63.6	63.4	63.1	57.9
Top Speed [km/h]	61.9	64.6	64.5	65.2	65.1	61.4
Avg. Dist. to Rail [m]	7.8	4.4	2.3	0.5	1.0	1.5
Avg. Stride Freq. [Hz]	2.2	2.4	2.4	2.4	2.4	2.3
Avg. Stride Length [m]	6.2	7.4	7.4	7.3	7.3	7.0



- [] Ranking at each section and finish
- .-.- No data available at this section
- NA No data available



Horse/Jockey Name	Michigan
Final Rank	12
Fastest Section Time (Section)	0:11.34 (1000m)
Top Speed [km/h] (Section)	66.8 (800m)
Race State	Finished



Sunshine Coast QLD Professional

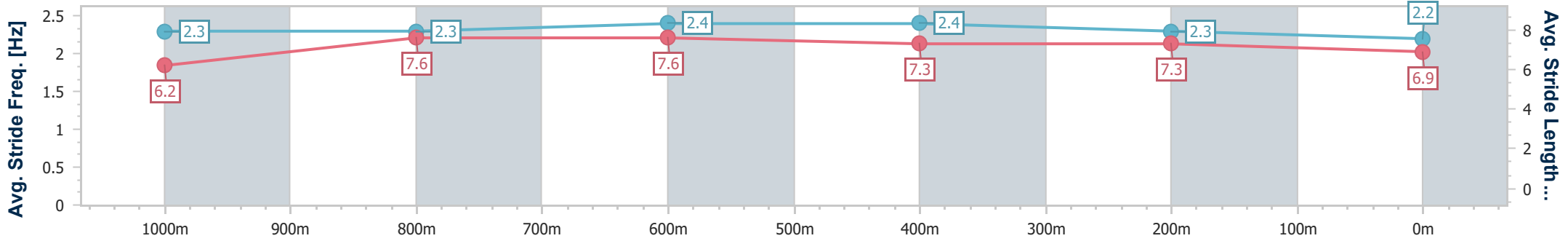
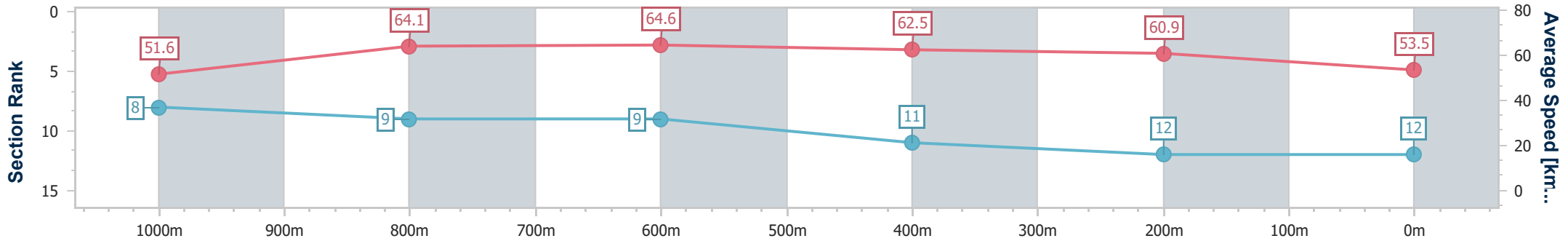
Race 6: BARRIER REEF POOLS Class 3 Handicap - 1200m



08 January 2023 - 16:04

Track Rating: Good 4, Weather: Fine, Rail Position: +5m Entire Course

Section	Overall	1000m	800m	600m	400m	200m
Section Times	1:13.78 [12] (0:13.95)	0:59.83 [8] (0:11.34)	0:48.49 [9] (0:11.42)	0:37.07 [9] (0:11.82)	0:25.25 [11] (0:11.82)	0:13.43 [12] (0:13.43)
Average Speed [km/h]	51.6	64.1	64.6	62.5	60.9	53.5
Top Speed [km/h]	65.3	66.4	66.8	64.2	62.6	58.7
Avg. Dist. to Rail [m]	3.9	2.9	4.3	4.5	3.8	2.5
Avg. Stride Freq. [Hz]	2.3	2.3	2.4	2.4	2.3	2.2
Avg. Stride Length [m]	6.2	7.6	7.6	7.3	7.3	6.9



- [] Ranking at each section and finish
- .-.- No data available at this section
- NA No data available