

Track Rating: Good 4, Weather: Overcast, Rail Position: +5m Entire Course

Section		Overall	1200m	1000m	800m	600m	400m	Last 600m					
Field Times		1:19.47 (0:11.06)	1:08.41 (0:11.05)	0:57.36 (0:11.08)	0:46.28 (0:11.47)	0:34.81 (0:11.56)	0:23.25 (0:11.45)	0:34.81					
Rank	TAB	Horse/Jockey	Barrier	Top Speed [km/h]	Fastest Section	Distance Travelled [m]							
1	2	<b>THE VOWELS</b> Sean Cormack	3	66.7 1200m	0:11.04 1200m	1:19.47 [1] (0:11.50)	1:07.97 [4] (0:11.04)	0:56.93 [4] (0:11.14)	0:45.79 [4] (0:11.39)	0:34.40 [4] (0:11.35)	0:23.05 [3] (0:11.25)	0:34.40	
2	6	<b>PORKY</b> Anthony Allen	2	66.0 1200m	0:11.07 1200m	1:19.60 [2] (0:11.21)	1:08.39 [2] (0:11.07)	0:57.32 [2] (0:11.13)	0:46.19 [2] (0:11.48)	0:34.71 [2] (0:11.43)	0:23.28 [2] (0:11.39)	0:34.71	+0
3	4	<b>DIANA'S AFFAIR</b> Kyle Wilson-Taylor	4	67.3 1200m	0:10.95 1200m	1:19.70 [3] (0:11.52)	1:08.18 [5] (0:10.95)	0:57.23 [3] (0:11.15)	0:46.08 [3] (0:11.42)	0:34.66 [3] (0:11.44)	0:23.22 [4] (0:11.47)	0:34.66	-4
4	5	<b>GOLDEELUCK</b> Jake Molloy	5	66.7 1200m	0:11.10 1200m	1:19.71 [4] (0:11.55)	1:08.16 [6] (0:11.10)	0:57.06 [5] (0:11.13)	0:45.93 [5] (0:11.40)	0:34.53 [5] (0:11.38)	0:23.15 [6] (0:11.47)	0:34.53	-2
5	1	<b>HYDE</b> Micheal Hellyer	6	65.7 1000m	0:11.13 1000m	1:19.93 [5] (0:11.45)	1:08.48 [3] (0:11.31)	0:57.17 [6] (0:11.13)	0:46.04 [6] (0:11.35)	0:34.69 [6] (0:11.35)	0:23.34 [5] (0:11.41)	0:34.69	+1
6	3	<b>GREYLANDER</b> Angela Jones	1	66.2 1200m	0:11.05 1200m	1:20.09 [6] (0:11.06)	1:09.03 [1] (0:11.05)	0:57.98 [1] (0:11.08)	0:46.90 [1] (0:11.47)	0:35.43 [1] (0:11.56)	0:23.87 [1] (0:11.59)	0:35.43	-3

Track Rating: Good 4, Weather: Overcast, Rail Position: +5m Entire Course

Section				200m				Last 600m		
Field Times				0:11.80 (0:11.80)				0:34.81		
Rank	TAB	Horse/Jockey	Barrier	Top Speed [km/h]	Fastest Section	Margin			Distance Travelled [m]	
1	2	<b>THE VOWELS</b> Sean Cormack	3	66.7 1200m	0:11.04 1200m	0:11.80 [1] (0:11.80)	1:19.47		0:34.40	
2	6	<b>PORKY</b> Anthony Allen	2	66.0 1200m	0:11.07 1200m	0:11.89 [2] (0:11.89)	0.8L		0:34.71	+0
3	4	<b>DIANA'S AFFAIR</b> Kyle Wilson-Taylor	4	67.3 1200m	0:10.95 1200m	0:11.75 [4] (0:11.75)	1.3L		0:34.66	-4
4	5	<b>GOLDEELUCK</b> Jake Molloy	5	66.7 1200m	0:11.10 1200m	0:11.68 [6] (0:11.68)	1.4L		0:34.53	-2
5	1	<b>HYDE</b> Micheal Hellyer	6	65.7 1000m	0:11.13 1000m	0:11.93 [5] (0:11.93)	2.7L		0:34.69	+1
6	3	<b>GREYLANDER</b> Angela Jones	1	66.2 1200m	0:11.05 1200m	0:12.28 [3] (0:12.28)	3.5L		0:35.43	-3



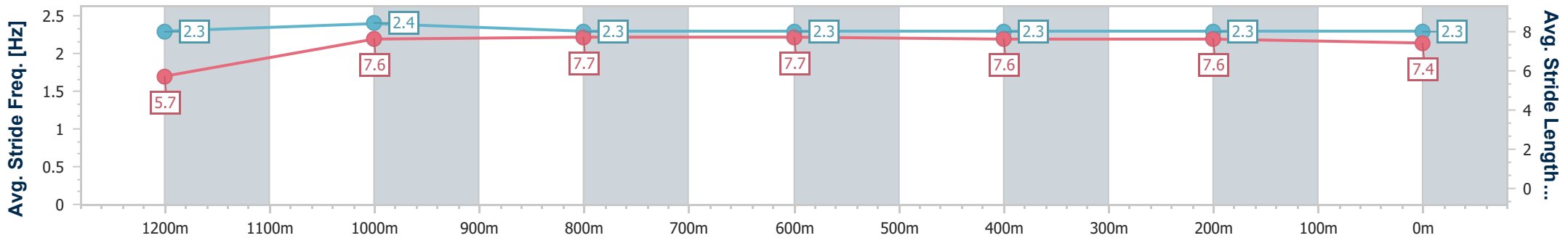
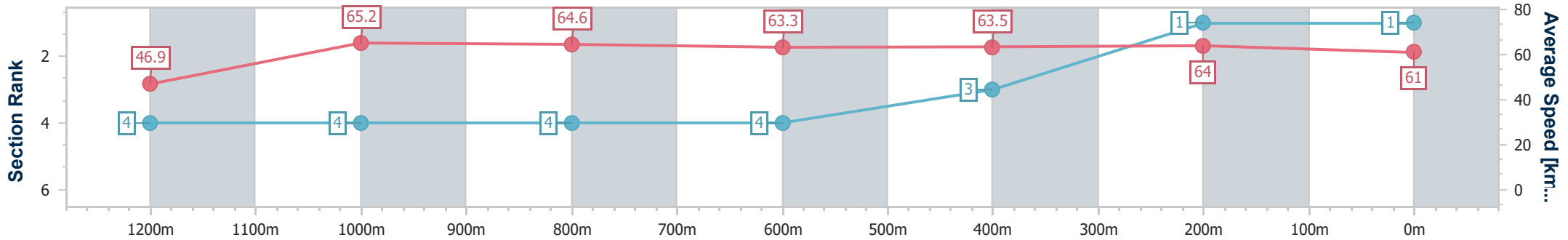
Horse/Jockey Name	The Vowels
Final Rank	1
Fastest Section Time (Section)	0:11.04 (1200m)
Top Speed [km/h] (Section)	66.7 (1200m)
Race State	Finished



Ipswich QLD Professional  
 Race 3: WWW.IEEC.COM.AU QTIS Three-Year-Old  
 BENCHMARK 68 Handicap - 1350m  
 14 January 2023 - 13:45  
 Track Rating: Good 4, Weather: Overcast, Rail Position: +5m Entire Course



Section	Overall	1200m	1000m	800m	600m	400m	200m
Section Times	1:19.47 [1] (0:11.50)	1:07.97 [4] (0:11.04)	0:56.93 [4] (0:11.14)	0:45.79 [4] (0:11.39)	0:34.40 [4] (0:11.35)	0:23.05 [3] (0:11.25)	0:11.80 [1] (0:11.80)
Average Speed [km/h]	46.9	65.2	64.6	63.3	63.5	64.0	61.0
Top Speed [km/h]	64.7	66.7	65.5	64.9	64.6	64.9	63.4
Avg. Dist. to Rail [m]	0.9	0.9	0.2	0.2	0.4	0.6	2.0
Avg. Stride Freq. [Hz]	2.3	2.4	2.3	2.3	2.3	2.3	2.3
Avg. Stride Length [m]	5.7	7.6	7.7	7.7	7.6	7.6	7.4



- [ ] Ranking at each section and finish
- .-.- No data available at this section
- NA No data available



Horse/Jockey Name	Porky
Final Rank	2
Fastest Section Time (Section)	0:11.07 (1200m)
Top Speed [km/h] (Section)	66.0 (1200m)
Race State	Finished



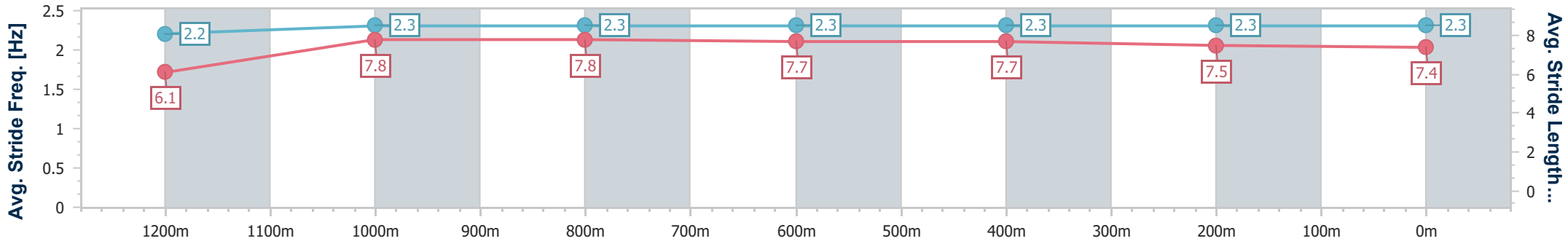
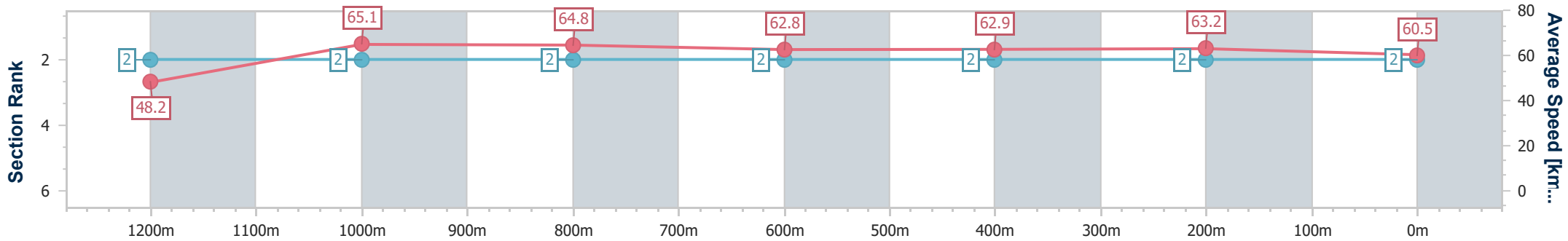
Ipswich QLD Professional  
 Race 3: WWW.IEEC.COM.AU QTIS Three-Year-Old  
 BENCHMARK 68 Handicap - 1350m



14 January 2023 - 13:45

Track Rating: Good 4, Weather: Overcast, Rail Position: +5m Entire Course

Section	Overall	1200m	1000m	800m	600m	400m	200m
Section Times	1:19.60 [2] (0:11.21)	1:08.39 [2] (0:11.07)	0:57.32 [2] (0:11.13)	0:46.19 [2] (0:11.48)	0:34.71 [2] (0:11.43)	0:23.28 [2] (0:11.39)	0:11.89 [2] (0:11.89)
Average Speed [km/h]	48.2	65.1	64.8	62.8	62.9	63.2	60.5
Top Speed [km/h]	64.0	66.0	65.3	64.0	63.4	63.9	62.6
Avg. Dist. to Rail [m]	1.3	0.7	0.4	0.2	0.2	0.3	0.9
Avg. Stride Freq. [Hz]	2.2	2.3	2.3	2.3	2.3	2.3	2.3
Avg. Stride Length [m]	6.1	7.8	7.8	7.7	7.7	7.5	7.4



- [ ] Ranking at each section and finish
- .-.- No data available at this section
- NA No data available



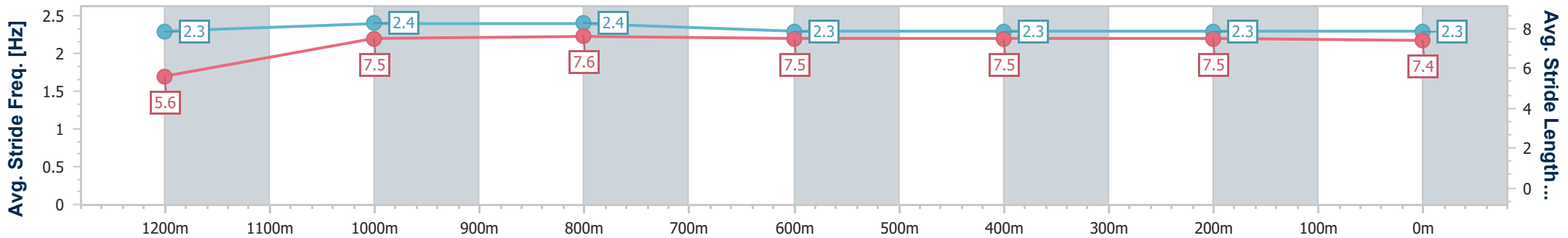
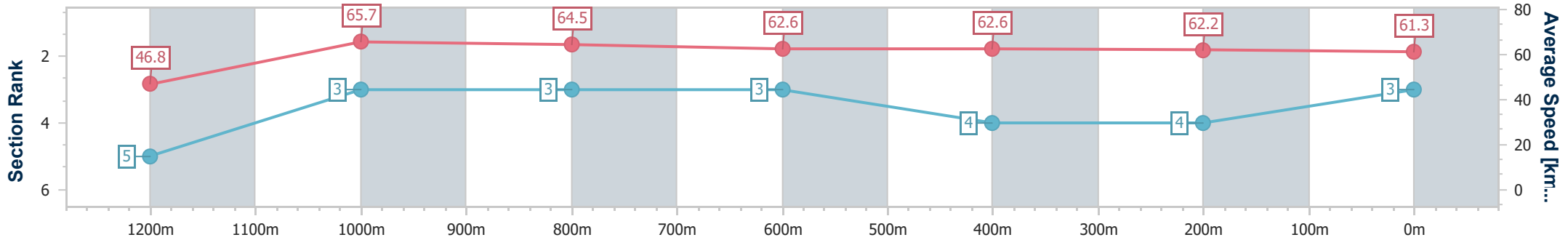
Horse/Jockey Name	Diana's Affair
Final Rank	3
Fastest Section Time (Section)	0:10.95 (1200m)
Top Speed [km/h] (Section)	67.3 (1200m)
Race State	Finished



Ipswich QLD Professional  
 Race 3: WWW.IEEC.COM.AU QTIS Three-Year-Old  
 BENCHMARK 68 Handicap - 1350m  
 14 January 2023 - 13:45  
 Track Rating: Good 4, Weather: Overcast, Rail Position: +5m Entire Course



Section	Overall	1200m	1000m	800m	600m	400m	200m
Section Times	1:19.70 [3] (0:11.52)	1:08.18 [5] (0:10.95)	0:57.23 [3] (0:11.15)	0:46.08 [3] (0:11.42)	0:34.66 [3] (0:11.44)	0:23.22 [4] (0:11.47)	0:11.75 [4] (0:11.75)
Average Speed [km/h]	46.8	65.7	64.5	62.6	62.6	62.2	61.3
Top Speed [km/h]	64.7	67.3	65.6	65.1	63.8	63.8	62.5
Avg. Dist. to Rail [m]	1.8	1.2	1.0	1.2	1.5	2.1	0.8
Avg. Stride Freq. [Hz]	2.3	2.4	2.4	2.3	2.3	2.3	2.3
Avg. Stride Length [m]	5.6	7.5	7.6	7.5	7.5	7.5	7.4



- [ ] Ranking at each section and finish
- .-.- No data available at this section
- NA No data available



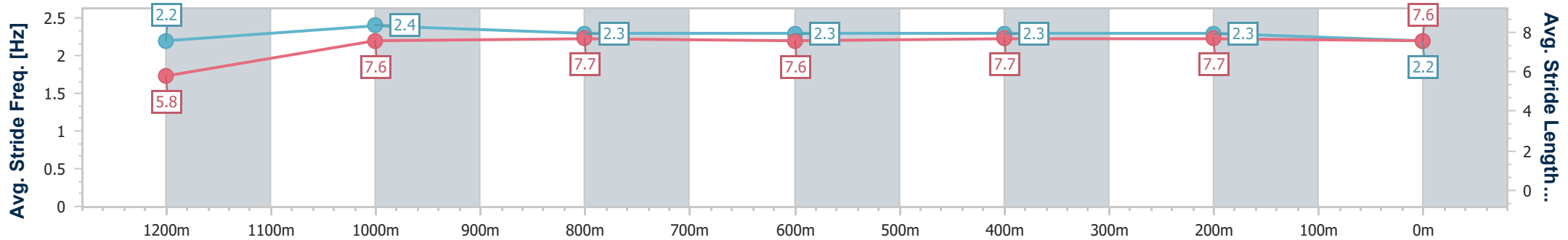
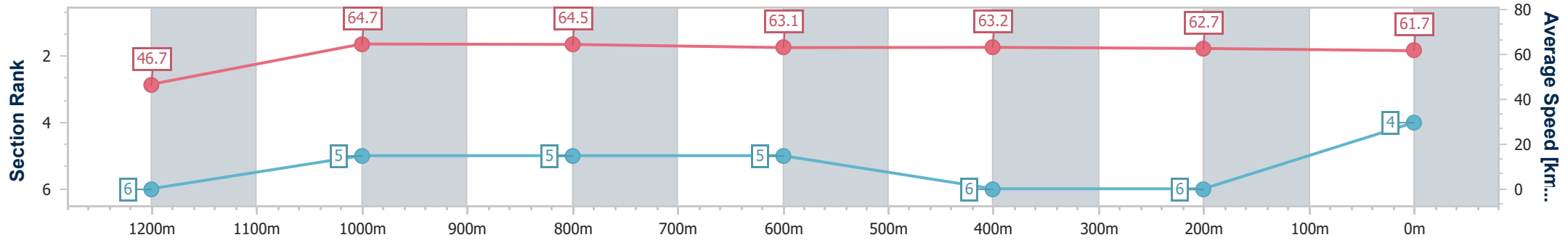
Horse/Jockey Name	Goldeeluck
Final Rank	4
Fastest Section Time (Section)	0:11.10 (1200m)
Top Speed [km/h] (Section)	66.7 (1200m)
Race State	Finished



Ipswich QLD Professional  
 Race 3: WWW.IEEC.COM.AU QTIS Three-Year-Old  
 BENCHMARK 68 Handicap - 1350m  
 14 January 2023 - 13:45  
 Track Rating: Good 4, Weather: Overcast, Rail Position: +5m Entire Course



Section	Overall	1200m	1000m	800m	600m	400m	200m						
Section Times	1:19.71 [4] (0:11.55)	1:08.16 [6] (0:11.10)	0:57.06 [5] (0:11.13)	0:45.93 [5] (0:11.40)	0:34.53 [5] (0:11.38)	0:23.15 [6] (0:11.47)	0:11.68 [6] (0:11.68)						
Average Speed [km/h]	46.7	64.7	64.5	63.1	63.2	62.7	61.7						
Top Speed [km/h]	63.9	66.7	66.3	64.7	64.2	63.5	63.4						
Avg. Dist. to Rail [m]	1.9	1.7	1.5	0.5	0.2	0.3	2.0						
Avg. Stride Freq. [Hz]	2.2	2.4	2.3	2.3	2.3	2.3	2.2						
Avg. Stride Length [m]	5.8	7.6	7.7	7.6	7.7	7.7	7.6						



- [ ] Ranking at each section and finish
- .-.- No data available at this section
- NA No data available



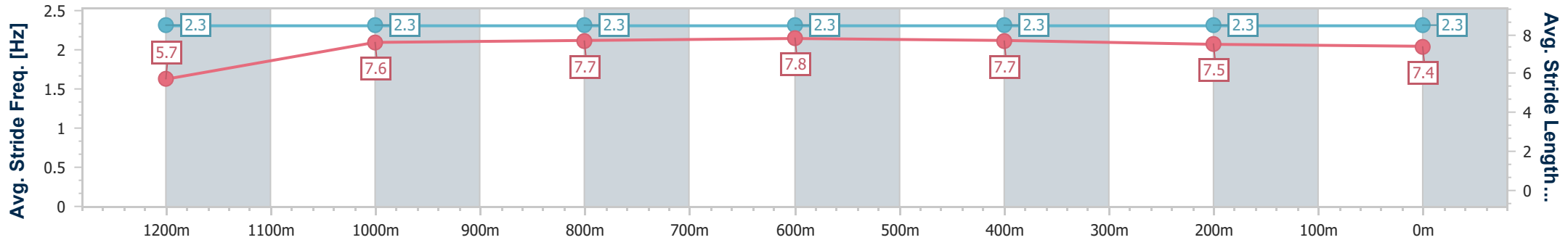
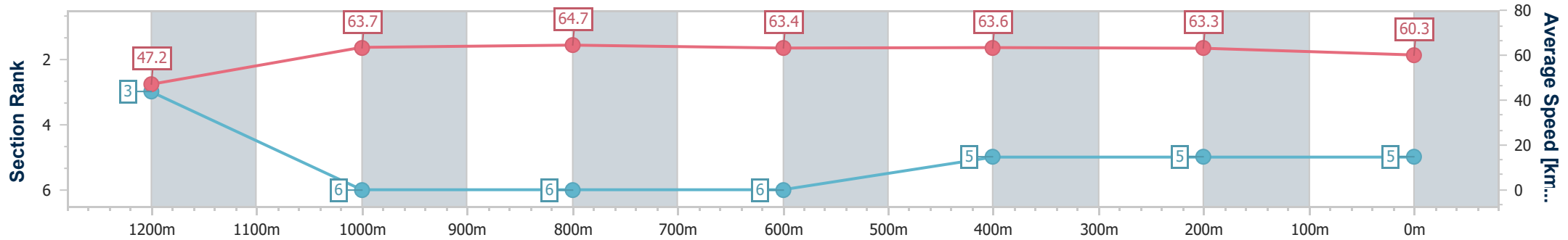
Horse/Jockey Name	Hyde
Final Rank	5
Fastest Section Time (Section)	0:11.13 (1000m)
Top Speed [km/h] (Section)	65.7 (1000m)
Race State	Finished



Ipswich QLD Professional  
 Race 3: WWW.IEEC.COM.AU QTIS Three-Year-Old  
 BENCHMARK 68 Handicap - 1350m  
 14 January 2023 - 13:45  
 Track Rating: Good 4, Weather: Overcast, Rail Position: +5m Entire Course



Section	Overall	1200m	1000m	800m	600m	400m	200m
Section Times	1:19.93 [5] (0:11.45)	1:08.48 [3] (0:11.31)	0:57.17 [6] (0:11.13)	0:46.04 [6] (0:11.35)	0:34.69 [6] (0:11.35)	0:23.34 [5] (0:11.41)	0:11.93 [5] (0:11.93)
Average Speed [km/h]	47.2	63.7	64.7	63.4	63.6	63.3	60.3
Top Speed [km/h]	62.0	64.5	65.7	65.0	64.1	64.3	62.2
Avg. Dist. to Rail [m]	2.3	0.4	0.2	0.1	0.4	1.2	3.4
Avg. Stride Freq. [Hz]	2.3	2.3	2.3	2.3	2.3	2.3	2.3
Avg. Stride Length [m]	5.7	7.6	7.7	7.8	7.7	7.5	7.4



- [ ] Ranking at each section and finish
- .-.- No data available at this section
- NA No data available



Horse/Jockey Name	Greylander
Final Rank	6
Fastest Section Time (Section)	0:11.05 (1200m)
Top Speed [km/h] (Section)	66.2 (1200m)
Race State	Finished



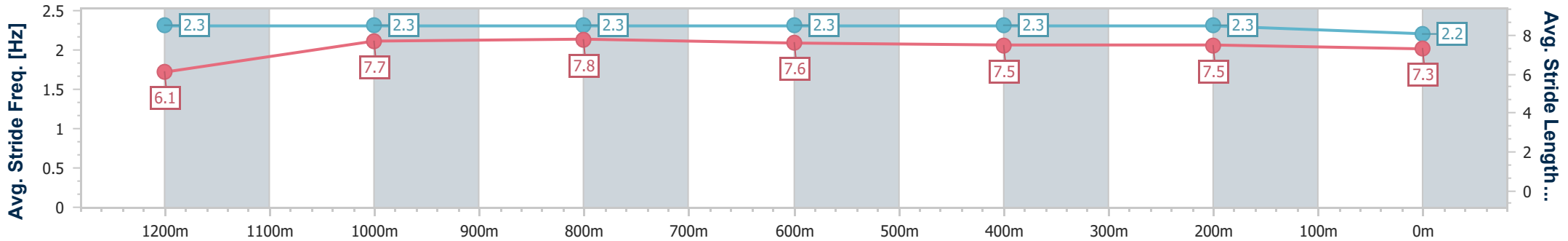
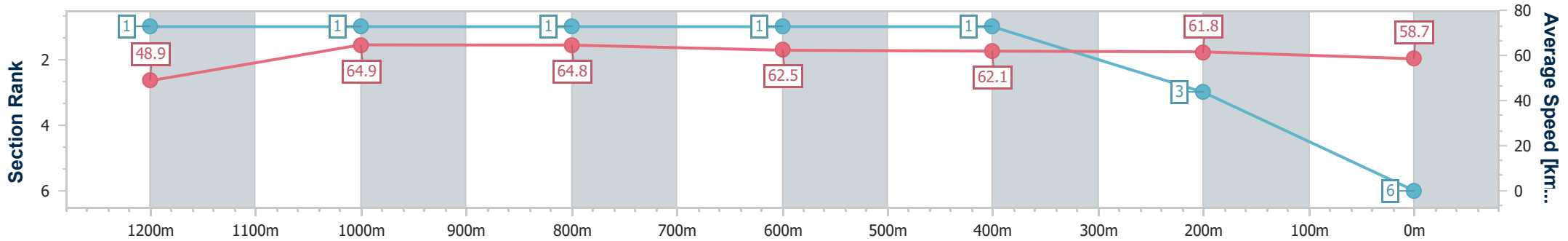
Ipswich QLD Professional  
 Race 3: WWW.IEEC.COM.AU QTIS Three-Year-Old  
 BENCHMARK 68 Handicap - 1350m



14 January 2023 - 13:45

Track Rating: Good 4, Weather: Overcast, Rail Position: +5m Entire Course

Section	Overall	1200m	1000m	800m	600m	400m	200m
Section Times	1:20.09 [6] (0:11.06)	1:09.03 [1] (0:11.05)	0:57.98 [1] (0:11.08)	0:46.90 [1] (0:11.47)	0:35.43 [1] (0:11.56)	0:23.87 [1] (0:11.59)	0:12.28 [3] (0:12.28)
Average Speed [km/h]	48.9	64.9	64.8	62.5	62.1	61.8	58.7
Top Speed [km/h]	64.4	66.2	65.4	64.0	63.1	63.1	60.2
Avg. Dist. to Rail [m]	1.0	1.5	1.5	1.0	0.7	0.8	0.5
Avg. Stride Freq. [Hz]	2.3	2.3	2.3	2.3	2.3	2.3	2.2
Avg. Stride Length [m]	6.1	7.7	7.8	7.6	7.5	7.5	7.3



- [ ] Ranking at each section and finish
- .-.- No data available at this section
- NA No data available