



Sunshine Coast QLD Professional
Race 4: GT PRINT OPEN Handicap - 1000m
15 January 2023 - 14:10



Track Rating: Good 4, Weather: Overcast, Rail Position: +7m

Section		Overall						800m			600m		400m		200m		Last 600m	
Field Times		0:57.50 (0:13.17)						0:44.33 (0:11.09)			0:33.24 (0:11.06)		0:22.18 (0:10.77)		0:11.41 (0:11.41)		0:33.24	
Rank	TAB	Horse/Jockey	Barrier	Top Speed [km/h]	Fastest Section								Margin					Distance Travelled [m]
1	6	PERSEIDS Nikita Beriman	1	68.7 400m	0:10.63 400m	0:57.50 [1] (0:13.56)	0:43.94 [4] (0:11.12)	0:32.82 [5] (0:10.97)	0:21.85 [4] (0:10.63)	0:11.22 [2] (0:11.22)	0:57.50	0:32.82						
2	1	BOLD STYLE Ryan Wiggins	7	68.1 400m	0:10.77 400m	0:57.56 [2] (0:13.17)	0:44.39 [1] (0:11.09)	0:33.30 [1] (0:11.06)	0:22.24 [1] (0:10.77)	0:11.47 [1] (0:11.47)	0.2L	0:33.30	-4					
3	7	RENOUF Tiffani Brooker	4	69.5 400m	0:10.61 400m	0:57.64 [3] (0:13.83)	0:43.81 [6] (0:11.02)	0:32.79 [6] (0:10.99)	0:21.80 [6] (0:10.61)	0:11.19 [4] (0:11.19)	0.5L	0:32.79	-1					
4	2	KINGSTON'S HERE Justin Huxtable	3	67.7 800m	0:10.84 400m	0:58.03 [4] (0:13.48)	0:44.55 [3] (0:11.06)	0:33.49 [3] (0:11.03)	0:22.46 [2] (0:10.84)	0:11.62 [3] (0:11.62)	2.8L	0:33.49	-2					
5	4	DARE TO SHARE Wendy Peel	2	67.9 400m	0:10.87 400m	0:58.17 [5] (0:13.38)	0:44.79 [2] (0:11.16)	0:33.63 [2] (0:11.11)	0:22.52 [3] (0:10.87)	0:11.65 [5] (0:11.65)	3.6L	0:33.63	-5					
6	3	MORT DOYLE Justin Stanley	5	68.5 800m	0:10.96 800m	0:58.73 [6] (0:13.65)	0:45.08 [5] (0:10.96)	0:34.12 [4] (0:11.04)	0:23.08 [5] (0:11.03)	0:12.05 [6] (0:12.05)	6.9L	0:34.12	+1					

Scratched: One Stryke (#5)



Horse/Jockey Name	Perseids
Final Rank	1
Fastest Section Time (Section)	0:10.63 (400m)
Top Speed [km/h] (Section)	68.7 (400m)
Race State	Finished



Sunshine Coast QLD Professional

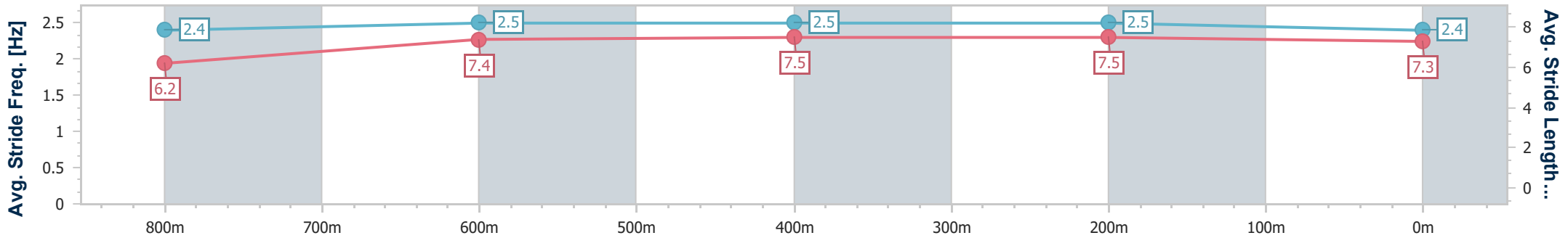
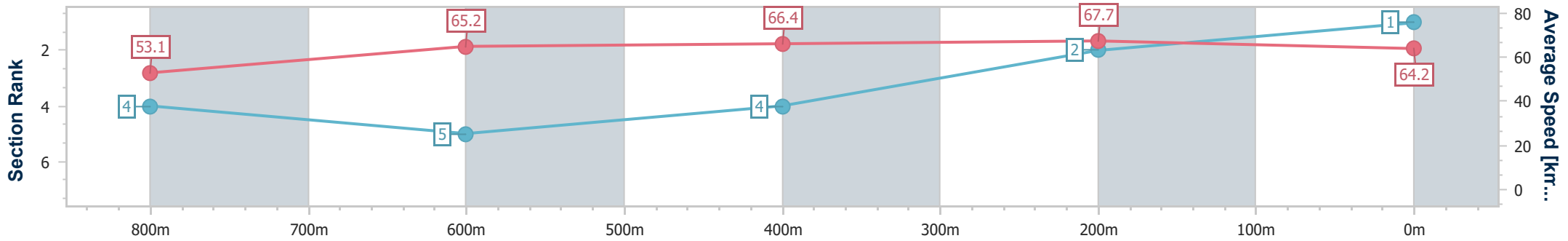
Race 4: GT PRINT OPEN Handicap - 1000m

15 January 2023 - 14:10

Track Rating: Good 4, Weather: Overcast, Rail Position: +7m



Section	Overall	800m	600m	400m	200m
Section Times	0:57.50 [1] (0:13.56)	0:43.94 [4] (0:11.12)	0:32.82 [5] (0:10.97)	0:21.85 [4] (0:10.63)	0:11.22 [2] (0:11.22)
Average Speed [km/h]	53.1	65.2	66.4	67.7	64.2
Top Speed [km/h]	67.3	67.2	67.9	68.7	66.7
Avg. Dist. to Rail [m]	1.0	1.4	2.0	3.9	3.7
Avg. Stride Freq. [Hz]	2.4	2.5	2.5	2.5	2.4
Avg. Stride Length [m]	6.2	7.4	7.5	7.5	7.3



- [] Ranking at each section and finish
- .-.- No data available at this section
- NA No data available



Horse/Jockey Name	Bold Style
Final Rank	2
Fastest Section Time (Section)	0:10.77 (400m)
Top Speed [km/h] (Section)	68.1 (400m)
Race State	Finished



Sunshine Coast QLD Professional

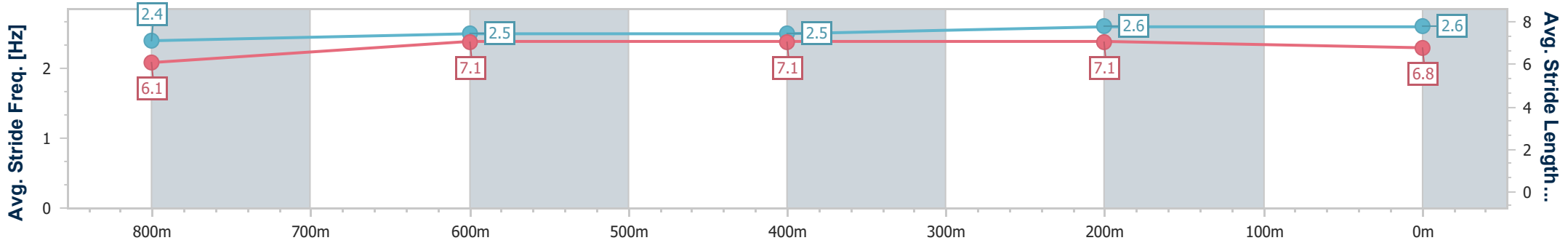
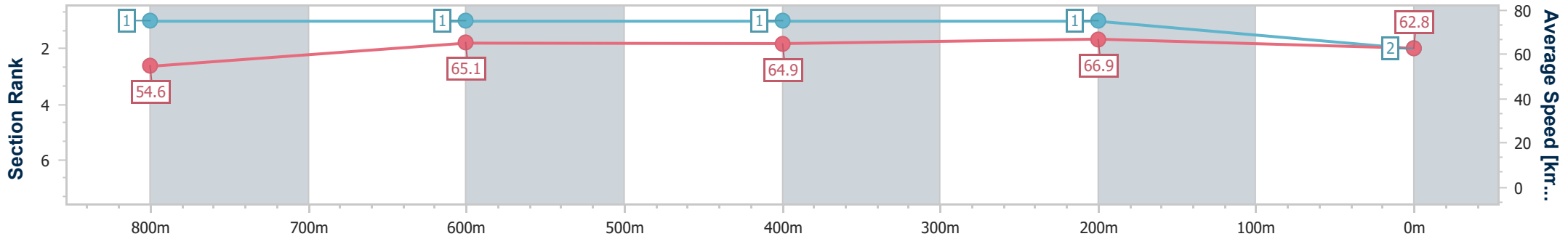
Race 4: GT PRINT OPEN Handicap - 1000m

15 January 2023 - 14:10

Track Rating: Good 4, Weather: Overcast, Rail Position: +7m



Section	Overall	800m	600m	400m	200m
Section Times	0:57.56 [2] (0:13.17)	0:44.39 [1] (0:11.09)	0:33.30 [1] (0:11.06)	0:22.24 [1] (0:10.77)	0:11.47 [1] (0:11.47)
Average Speed [km/h]	54.6	65.1	64.9	66.9	62.8
Top Speed [km/h]	67.8	66.8	66.6	68.1	65.3
Avg. Dist. to Rail [m]	5.4	0.9	0.6	1.4	0.3
Avg. Stride Freq. [Hz]	2.4	2.5	2.5	2.6	2.6
Avg. Stride Length [m]	6.1	7.1	7.1	7.1	6.8



- [] Ranking at each section and finish
- .-.- No data available at this section
- NA No data available



Horse/Jockey Name	Renouf
Final Rank	3
Fastest Section Time (Section)	0:10.61 (400m)
Top Speed [km/h] (Section)	69.5 (400m)
Race State	Finished



Sunshine Coast QLD Professional

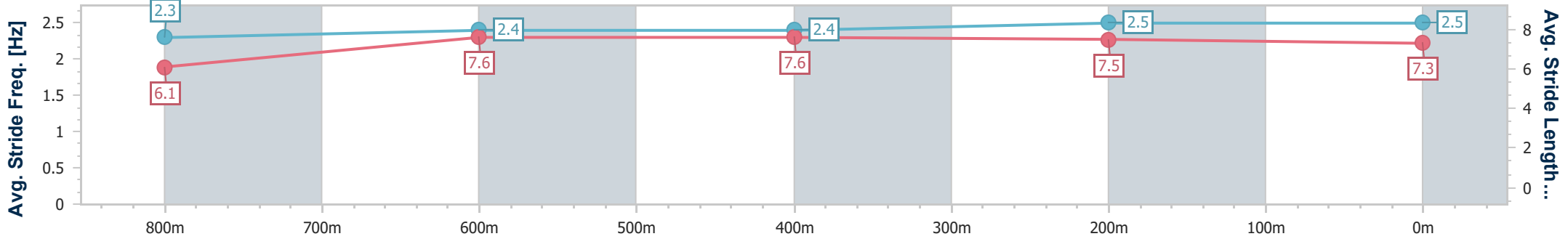
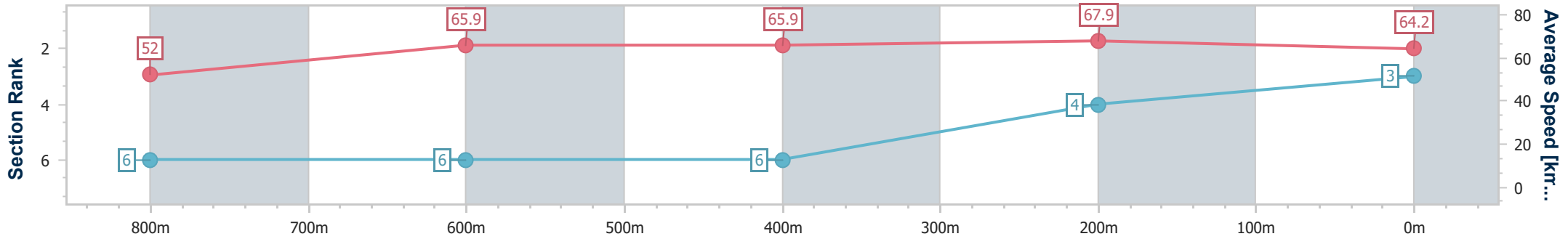
Race 4: GT PRINT OPEN Handicap - 1000m

15 January 2023 - 14:10

Track Rating: Good 4, Weather: Overcast, Rail Position: +7m



Section	Overall	800m	600m	400m	200m
Section Times	0:57.64 [3] (0:13.83)	0:43.81 [6] (0:11.02)	0:32.79 [6] (0:10.99)	0:21.80 [6] (0:10.61)	0:11.19 [4] (0:11.19)
Average Speed [km/h]	52.0	65.9	65.9	67.9	64.2
Top Speed [km/h]	66.6	69.0	68.8	69.5	67.0
Avg. Dist. to Rail [m]	4.3	2.0	1.1	2.5	3.7
Avg. Stride Freq. [Hz]	2.3	2.4	2.4	2.5	2.5
Avg. Stride Length [m]	6.1	7.6	7.6	7.5	7.3



- [] Ranking at each section and finish
- .-.- No data available at this section
- NA No data available



Horse/Jockey Name	Kingston's Here
Final Rank	4
Fastest Section Time (Section)	0:10.84 (400m)
Top Speed [km/h] (Section)	67.7 (800m)
Race State	Finished



Sunshine Coast QLD Professional

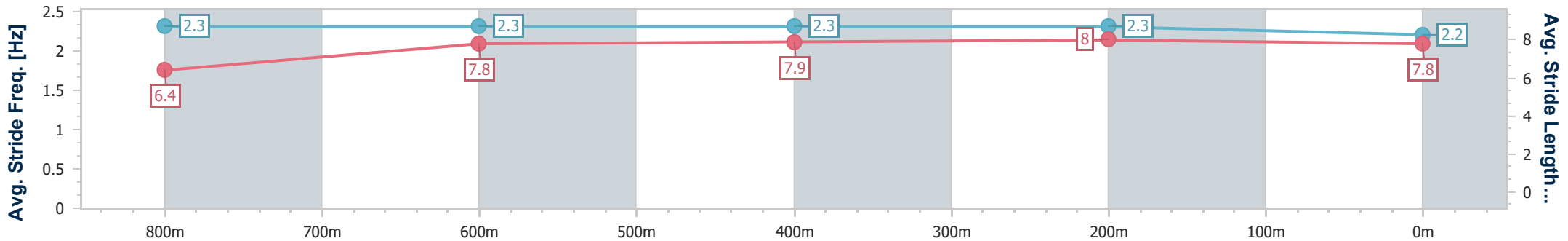
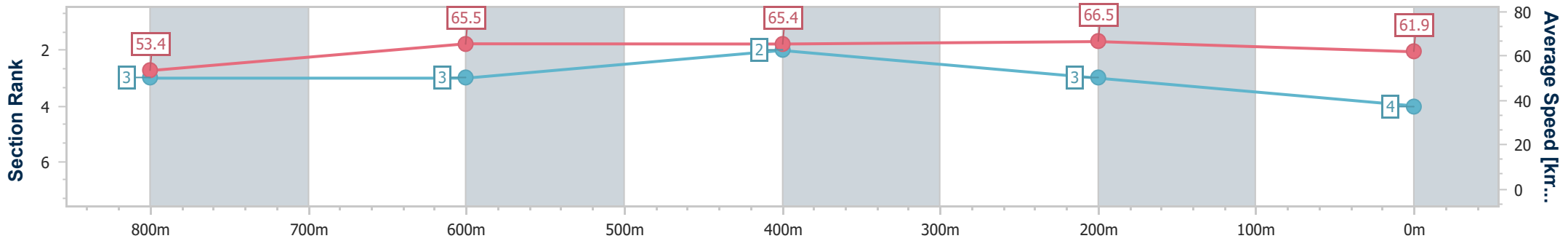
Race 4: GT PRINT OPEN Handicap - 1000m

15 January 2023 - 14:10

Track Rating: Good 4, Weather: Overcast, Rail Position: +7m



Section	Overall	800m	600m	400m	200m
Section Times	0:58.03 [4] (0:13.48)	0:44.55 [3] (0:11.06)	0:33.49 [3] (0:11.03)	0:22.46 [2] (0:10.84)	0:11.62 [3] (0:11.62)
Average Speed [km/h]	53.4	65.5	65.4	66.5	61.9
Top Speed [km/h]	67.3	67.7	66.5	67.4	65.4
Avg. Dist. to Rail [m]	3.9	1.9	0.3	0.3	0.4
Avg. Stride Freq. [Hz]	2.3	2.3	2.3	2.3	2.2
Avg. Stride Length [m]	6.4	7.8	7.9	8.0	7.8



- [] Ranking at each section and finish
- .-.- No data available at this section
- NA No data available



Horse/Jockey Name	Dare To Share
Final Rank	5
Fastest Section Time (Section)	0:10.87 (400m)
Top Speed [km/h] (Section)	67.9 (400m)
Race State	Finished



Sunshine Coast QLD Professional

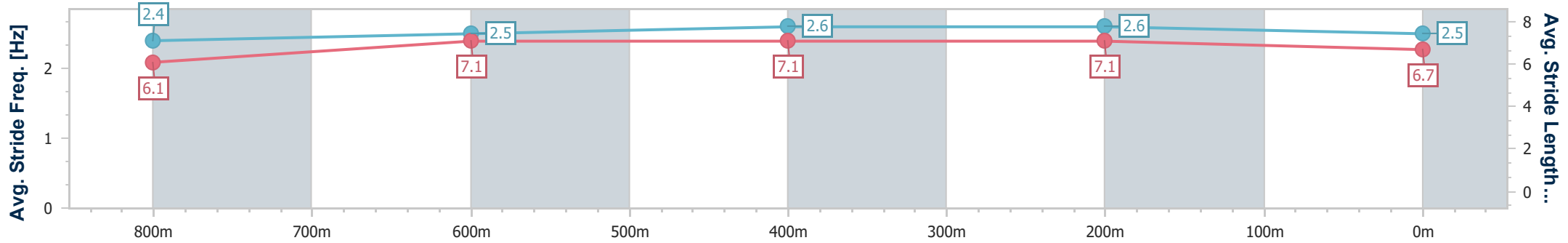
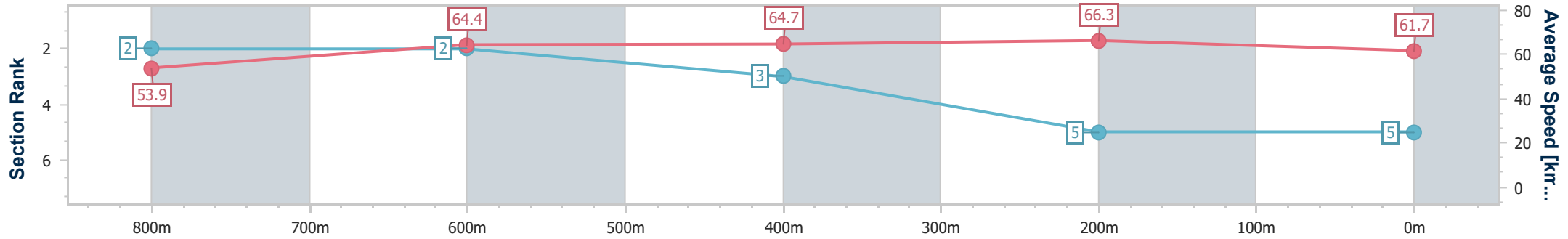
Race 4: GT PRINT OPEN Handicap - 1000m

15 January 2023 - 14:10

Track Rating: Good 4, Weather: Overcast, Rail Position: +7m



Section	Overall	800m	600m	400m	200m
Section Times	0:58.17 [5] (0:13.38)	0:44.79 [2] (0:11.16)	0:33.63 [2] (0:11.11)	0:22.52 [3] (0:10.87)	0:11.65 [5] (0:11.65)
Average Speed [km/h]	53.9	64.4	64.7	66.3	61.7
Top Speed [km/h]	67.7	67.5	66.2	67.9	64.7
Avg. Dist. to Rail [m]	2.3	0.6	0.3	0.7	0.4
Avg. Stride Freq. [Hz]	2.4	2.5	2.6	2.6	2.5
Avg. Stride Length [m]	6.1	7.1	7.1	7.1	6.7



- [] Ranking at each section and finish
- .-.- No data available at this section
- NA No data available



Horse/Jockey Name	Mort Doyle
Final Rank	6
Fastest Section Time (Section)	0:10.96 (800m)
Top Speed [km/h] (Section)	68.5 (800m)
Race State	Finished



Sunshine Coast QLD Professional

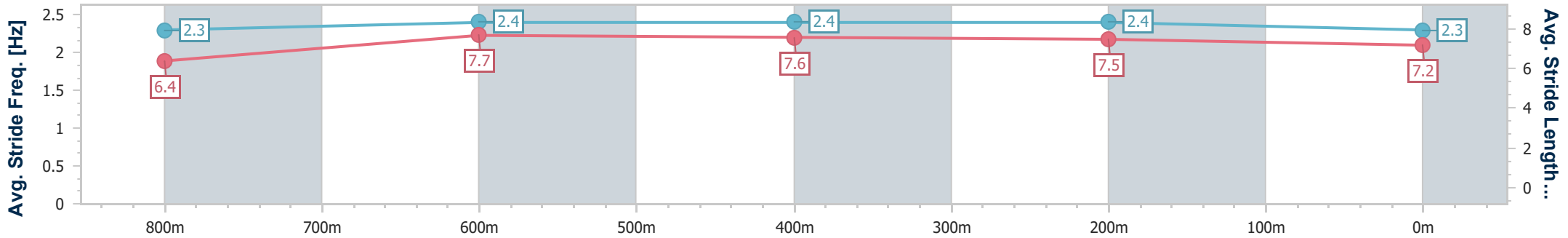
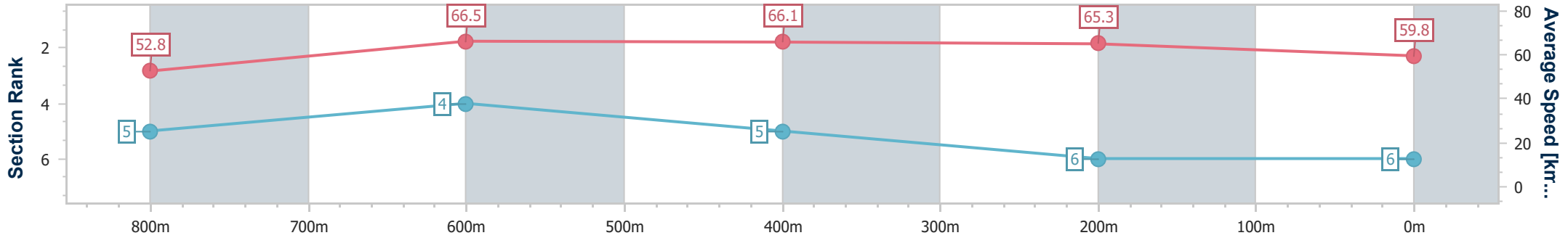
Race 4: GT PRINT OPEN Handicap - 1000m

15 January 2023 - 14:10

Track Rating: Good 4, Weather: Overcast, Rail Position: +7m



Section	Overall	800m	600m	400m	200m
Section Times	0:58.73 [6] (0:13.65)	0:45.08 [5] (0:10.96)	0:34.12 [4] (0:11.04)	0:23.08 [5] (0:11.03)	0:12.05 [6] (0:12.05)
Average Speed [km/h]	52.8	66.5	66.1	65.3	59.8
Top Speed [km/h]	67.4	68.5	68.3	67.0	63.6
Avg. Dist. to Rail [m]	5.1	2.8	2.5	4.8	4.8
Avg. Stride Freq. [Hz]	2.3	2.4	2.4	2.4	2.3
Avg. Stride Length [m]	6.4	7.7	7.6	7.5	7.2



- [] Ranking at each section and finish
- .-.- No data available at this section
- NA No data available