



Sunshine Coast QLD Professional

Race 5: ACCESS INSULATION SUNSHINE COAST Class 3 Handicap - 1000m

22 January 2023 - 15:05



Track Rating: Good 4, Weather: Fine, Rail Position: +9m Entire Course

Section		Overall	800m	600m	400m	200m	Last 600m					
Field Times		0:57.75 (0:13.20)	0:44.55 (0:11.14)	0:33.41 (0:11.12)	0:22.29 (0:10.97)	0:11.32 (0:11.32)	0:33.41					
Rank	TAB Horse/Jockey	Barrier	Top Speed [km/h]	Fastest Section	Margin					Distance Travelled [m]		
1	4 DEEPOUR Elione Chaves	2	68.9 400m	0:10.63 400m	0:57.75 [1] (0:13.83)	0:43.92 [5] (0:10.96)	0:32.96 [5] (0:11.01)	0:21.95 [5] (0:10.63)	0:11.32 [1] (0:11.32)	0:57.75	0:32.96	
2	3 GOLLY HUTT Craig Robertson	5	67.0 Overall	0:10.95 400m	0:58.23 [2] (0:13.62)	0:44.61 [4] (0:10.99)	0:33.62 [3] (0:11.13)	0:22.49 [3] (0:10.95)	0:11.54 [4] (0:11.54)	2.8L	0:33.62	+1
3	9 WINE NOT ROSES Tiffani Brooker	6	66.8 800m	0:11.03 600m	0:58.46 [3] (0:13.37)	0:45.09 [2] (0:11.06)	0:34.03 [2] (0:11.03)	0:23.00 [1] (0:11.12)	0:11.88 [2] (0:11.88)	4.1L	0:34.03	-3
4	2 TURBOART Justin Stanley	7	68.1 Overall	0:11.14 800m	0:58.51 [4] (0:13.20)	0:45.31 [1] (0:11.14)	0:34.17 [1] (0:11.14)	0:23.03 [2] (0:11.16)	0:11.87 [3] (0:11.87)	4.3L	0:34.17	+2
5	6 LOVE MY SUPER Justin Huxtable	1	67.4 800m	0:11.08 800m	0:58.64 [5] (0:13.61)	0:45.03 [3] (0:11.08)	0:33.95 [4] (0:11.08)	0:22.87 [4] (0:11.10)	0:11.77 [5] (0:11.77)	4.8L	0:33.95	-2

Scratched: Light Of Boom (#1), Cracking Thunder (#5), Zoocupola (#7), Sista Elenore (#8), Angel's Voice (#10)



Horse/Jockey Name	Deepour
Final Rank	1
Fastest Section Time (Section)	0:10.63 (400m)
Top Speed [km/h] (Section)	68.9 (400m)
Race State	Finished



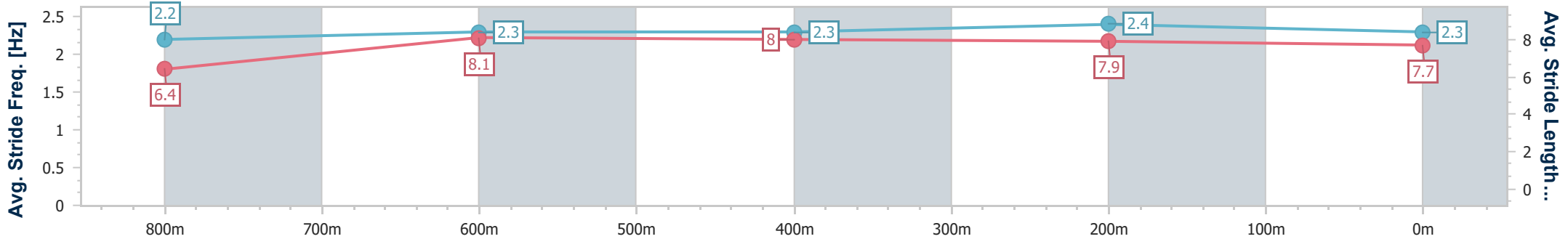
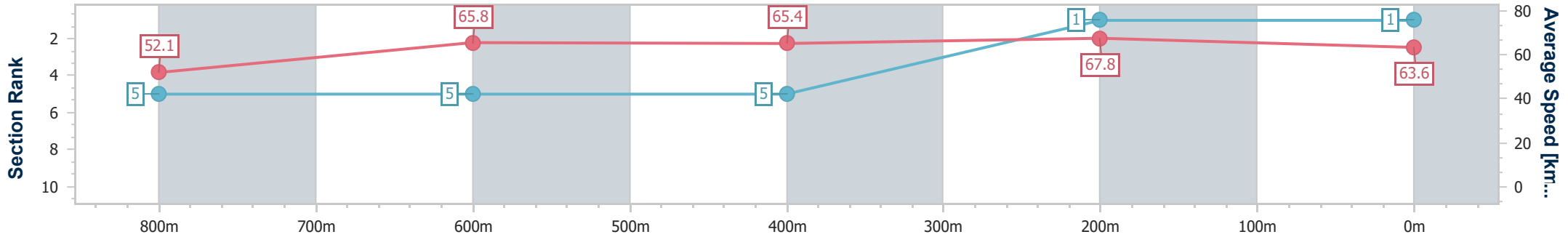
Sunshine Coast QLD Professional
 Race 5: ACCESS INSULATION SUNSHINE COAST Class 3
 Handicap - 1000m



22 January 2023 - 15:05

Track Rating: Good 4, Weather: Fine, Rail Position: +9m Entire Course

Section	Overall	800m	600m	400m	200m
Section Times	0:57.75 [1] (0:13.83)	0:43.92 [5] (0:10.96)	0:32.96 [5] (0:11.01)	0:21.95 [5] (0:10.63)	0:11.32 [1] (0:11.32)
Average Speed [km/h]	52.1	65.8	65.4	67.8	63.6
Top Speed [km/h]	66.6	67.0	66.1	68.9	66.9
Avg. Dist. to Rail [m]	2.4	0.8	0.2	2.0	2.2
Avg. Stride Freq. [Hz]	2.2	2.3	2.3	2.4	2.3
Avg. Stride Length [m]	6.4	8.1	8.0	7.9	7.7



- [] Ranking at each section and finish
- .-.- No data available at this section
- NA No data available



Horse/Jockey Name	Golly Hutt
Final Rank	2
Fastest Section Time (Section)	0:10.95 (400m)
Top Speed [km/h] (Section)	67.0 (Overall)
Race State	Finished



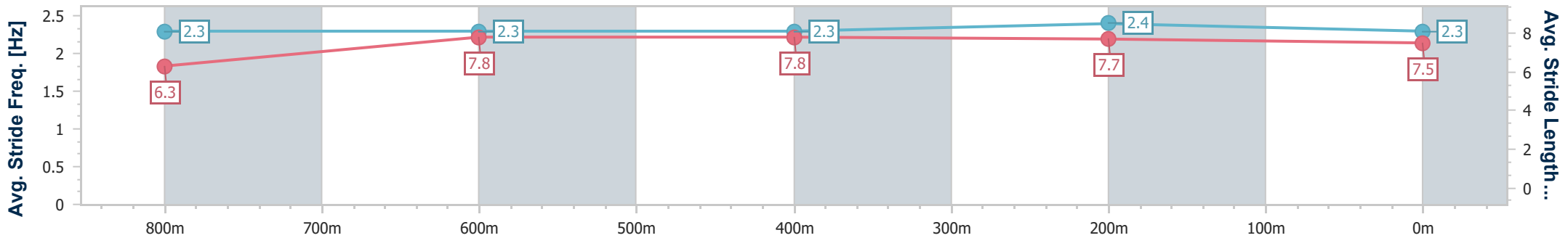
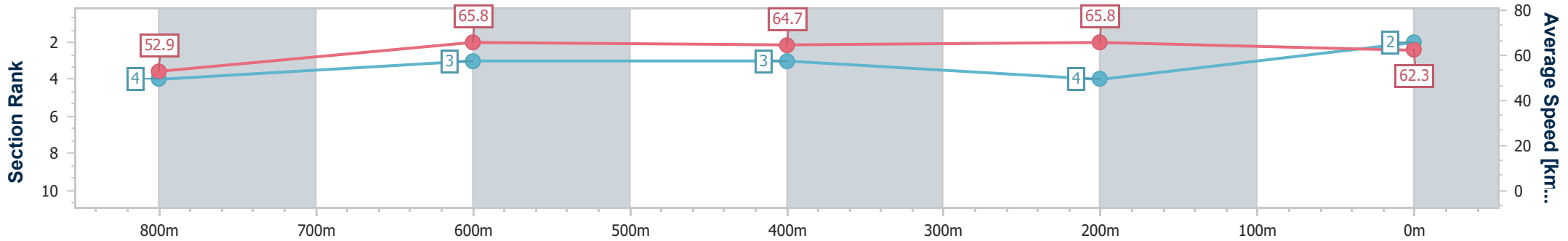
Sunshine Coast QLD Professional
 Race 5: ACCESS INSULATION SUNSHINE COAST Class 3
 Handicap - 1000m



22 January 2023 - 15:05

Track Rating: Good 4, Weather: Fine, Rail Position: +9m Entire Course

Section	Overall	800m	600m	400m	200m
Section Times	0:58.23 [2] (0:13.62)	0:44.61 [4] (0:10.99)	0:33.62 [3] (0:11.13)	0:22.49 [3] (0:10.95)	0:11.54 [4] (0:11.54)
Average Speed [km/h]	52.9	65.8	64.7	65.8	62.3
Top Speed [km/h]	67.0	67.0	66.0	67.0	64.9
Avg. Dist. to Rail [m]	3.3	1.1	0.1	1.6	2.6
Avg. Stride Freq. [Hz]	2.3	2.3	2.3	2.4	2.3
Avg. Stride Length [m]	6.3	7.8	7.8	7.7	7.5



- [] Ranking at each section and finish
- .-.- No data available at this section
- NA No data available



Horse/Jockey Name	Wine Not Roses
Final Rank	3
Fastest Section Time (Section)	0:11.03 (600m)
Top Speed [km/h] (Section)	66.8 (800m)
Race State	Finished



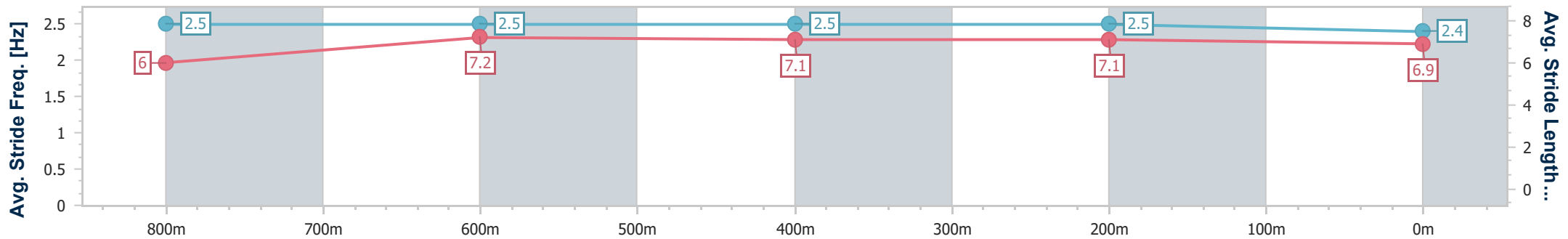
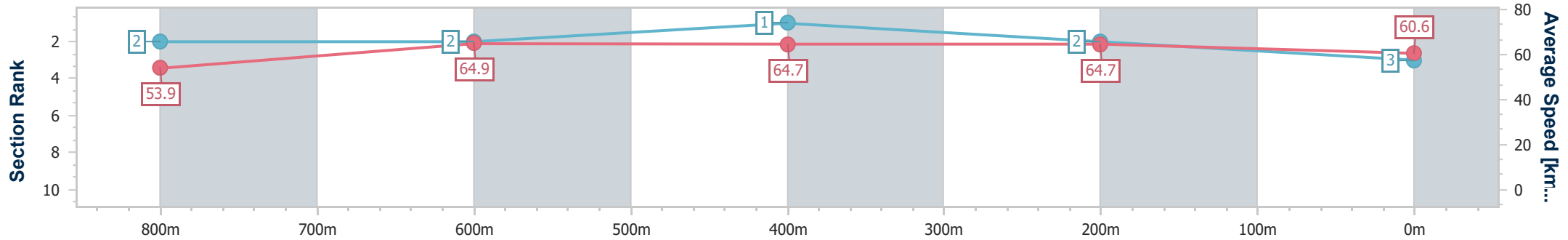
Sunshine Coast QLD Professional
 Race 5: ACCESS INSULATION SUNSHINE COAST Class 3
 Handicap - 1000m



22 January 2023 - 15:05

Track Rating: Good 4, Weather: Fine, Rail Position: +9m Entire Course

Section	Overall	800m	600m	400m	200m
Section Times	0:58.46 [3] (0:13.37)	0:45.09 [2] (0:11.06)	0:34.03 [2] (0:11.03)	0:23.00 [1] (0:11.12)	0:11.88 [2] (0:11.88)
Average Speed [km/h]	53.9	64.9	64.7	64.7	60.6
Top Speed [km/h]	66.6	66.8	66.0	65.9	64.1
Avg. Dist. to Rail [m]	3.8	1.0	1.8	0.9	0.5
Avg. Stride Freq. [Hz]	2.5	2.5	2.5	2.5	2.4
Avg. Stride Length [m]	6.0	7.2	7.1	7.1	6.9



- [] Ranking at each section and finish
- .-.- No data available at this section
- NA No data available



Horse/Jockey Name	Turboart
Final Rank	4
Fastest Section Time (Section)	0:11.14 (800m)
Top Speed [km/h] (Section)	68.1 (Overall)
Race State	Finished



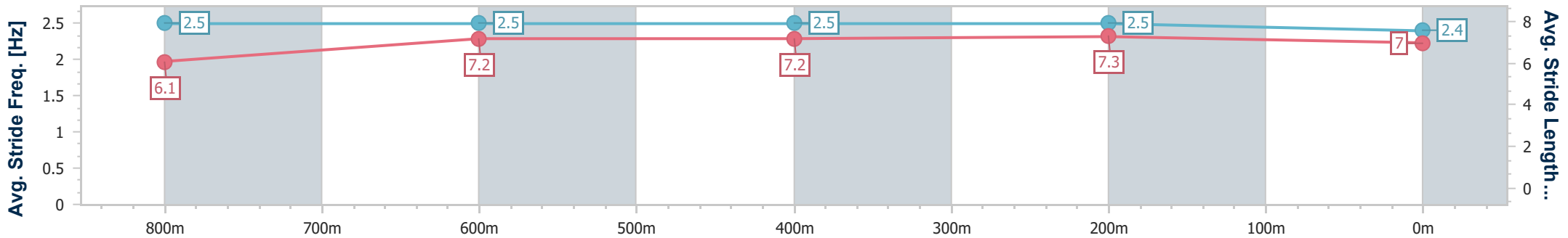
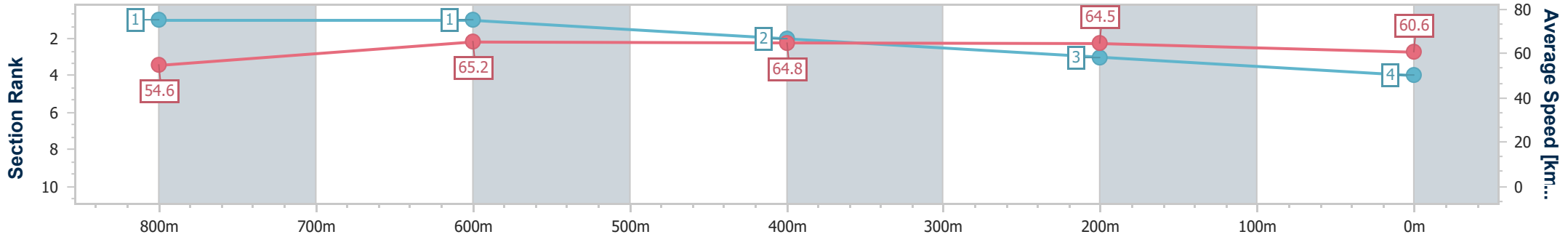
Sunshine Coast QLD Professional
Race 5: ACCESS INSULATION SUNSHINE COAST Class 3
Handicap - 1000m



22 January 2023 - 15:05

Track Rating: Good 4, Weather: Fine, Rail Position: +9m Entire Course

Section	Overall	800m	600m	400m	200m
Section Times	0:58.51 [4] (0:13.20)	0:45.31 [1] (0:11.14)	0:34.17 [1] (0:11.14)	0:23.03 [2] (0:11.16)	0:11.87 [3] (0:11.87)
Average Speed [km/h]	54.6	65.2	64.8	64.5	60.6
Top Speed [km/h]	68.1	67.4	66.1	65.0	63.2
Avg. Dist. to Rail [m]	5.3	2.2	0.5	0.4	0.3
Avg. Stride Freq. [Hz]	2.5	2.5	2.5	2.5	2.4
Avg. Stride Length [m]	6.1	7.2	7.2	7.3	7.0



- [] Ranking at each section and finish
- .-.- No data available at this section
- NA No data available



Horse/Jockey Name	Love My Super
Final Rank	5
Fastest Section Time (Section)	0:11.08 (800m)
Top Speed [km/h] (Section)	67.4 (800m)
Race State	Finished



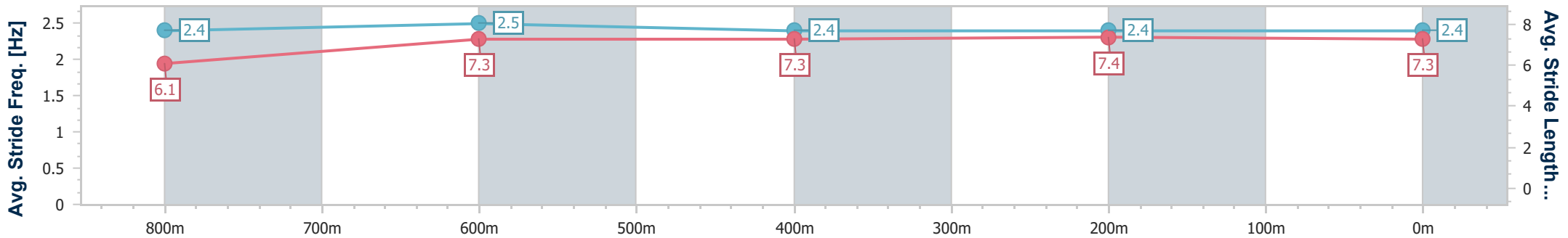
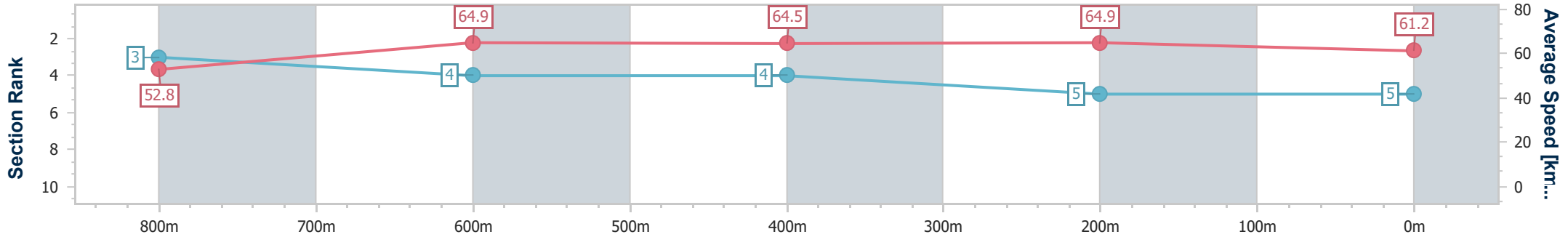
Sunshine Coast QLD Professional
 Race 5: ACCESS INSULATION SUNSHINE COAST Class 3
 Handicap - 1000m



22 January 2023 - 15:05

Track Rating: Good 4, Weather: Fine, Rail Position: +9m Entire Course

Section	Overall	800m	600m	400m	200m
Section Times	0:58.64 [5] (0:13.61)	0:45.03 [3] (0:11.08)	0:33.95 [4] (0:11.08)	0:22.87 [4] (0:11.10)	0:11.77 [5] (0:11.77)
Average Speed [km/h]	52.8	64.9	64.5	64.9	61.2
Top Speed [km/h]	67.2	67.4	65.6	66.3	63.9
Avg. Dist. to Rail [m]	1.6	0.7	1.4	1.1	1.7
Avg. Stride Freq. [Hz]	2.4	2.5	2.4	2.4	2.4
Avg. Stride Length [m]	6.1	7.3	7.3	7.4	7.3



- [] Ranking at each section and finish
- .-.- No data available at this section
- NA No data available