



Sunshine Coast QLD Professional

Race 7: TAB Class 1 Handicap - 1800m

22 January 2023 - 16:25



Track Rating: Good 4, Weather: Fine, Rail Position: +9m Entire Course

Section		Field Times												
		Overall	1600m	1400m	1200m	1000m	800m	600m	Last 600m					
		1:50.40 (0:13.65)	1:36.75 (0:11.31)	1:25.44 (0:11.65)	1:13.79 (0:11.99)	1:01.80 (0:12.67)	0:49.13 (0:12.76)	0:36.37 (0:12.11)	0:36.37					
Rank	TAB	Horse/Jockey	Barrier	Top Speed [km/h]	Fastest Section								Distance Travelled [m]	
1	1	BONBORA Yvette Lewis	2	64.5 1600m	0:11.46 1600m	1:50.40 [1] (0:14.16)	1:36.24 [6] (0:11.46)	1:24.78 [6] (0:11.80)	1:12.98 [6] (0:11.94)	1:01.04 [6] (0:12.58)	0:48.46 [6] (0:12.68)	0:35.78 [7] (0:11.84)	0:35.78	
2	8	WILLNOTQUIT Ben Thompson	8	64.7 Overall	0:11.40 1600m	1:50.92 [2] (0:13.82)	1:37.10 [3] (0:11.40)	1:25.70 [4] (0:11.79)	1:13.91 [4] (0:11.95)	1:01.96 [4] (0:12.76)	0:49.20 [4] (0:12.61)	0:36.59 [4] (0:12.03)	0:36.59	+4
3	9	SHADYVALE STORM Sean Cormack	1	66.3 Overall	0:11.31 1600m	1:50.93 [3] (0:13.65)	1:37.28 [1] (0:11.31)	1:25.97 [1] (0:11.82)	1:14.15 [2] (0:12.01)	1:02.14 [2] (0:12.77)	0:49.37 [2] (0:12.47)	0:36.90 [1] (0:12.11)	0:36.90	-1
4	11	CASSOWARY Nozi Tomizawa	6	64.0 1600m	0:11.50 1600m	1:50.94 [4] (0:14.42)	1:36.52 [9] (0:11.50)	1:25.02 [10] (0:11.90)	1:13.12 [8] (0:11.91)	1:01.21 [9] (0:12.56)	0:48.65 [10] (0:12.58)	0:36.07 [10] (0:11.77)	0:36.07	-3
5	10	DAULAT MACHTIGAMOR Tiffani Brooker	5	63.1 1600m	0:11.59 1600m	1:50.97 [5] (0:14.22)	1:36.75 [8] (0:11.59)	1:25.16 [8] (0:12.04)	1:13.12 [9] (0:11.88)	1:01.24 [8] (0:12.53)	0:48.71 [9] (0:12.55)	0:36.16 [9] (0:11.85)	0:36.16	+2
6	3	APATAKI Craig Robertson	9	64.1 Overall	0:11.60 1600m	1:51.31 [6] (0:14.62)	1:36.69 [12] (0:11.60)	1:25.09 [12] (0:11.91)	1:13.18 [11] (0:11.89)	1:01.29 [11] (0:12.53)	0:48.76 [12] (0:12.50)	0:36.26 [12] (0:11.94)	0:36.26	+1
7	7	RUFUS WINRIGHT Elione Chaves	3	63.9 Overall	0:11.48 1600m	1:51.93 [7] (0:13.99)	1:37.94 [5] (0:11.48)	1:26.46 [5] (0:11.78)	1:14.68 [5] (0:11.88)	1:02.80 [5] (0:12.62)	0:50.18 [5] (0:12.35)	0:37.83 [2] (0:12.10)	0:37.83	+5
8	5	POPPY JOAN Ryan Maloney	13	66.1 1600m	0:11.52 1600m	1:51.97 [8] (0:14.17)	1:37.80 [7] (0:11.52)	1:26.28 [7] (0:11.91)	1:14.37 [7] (0:11.91)	1:02.46 [7] (0:12.53)	0:49.93 [7] (0:12.57)	0:37.36 [6] (0:12.15)	0:37.36	+9
9	4	WINSTON SMURFHILL Nikita Beriman	4	65.7 Overall	0:11.38 1600m	1:52.08 [9] (0:13.71)	1:38.37 [2] (0:11.38)	1:26.99 [2] (0:11.89)	1:15.10 [3] (0:11.96)	1:03.14 [3] (0:12.67)	0:50.47 [3] (0:12.74)	0:37.73 [5] (0:12.24)	0:37.73	+2
10	13	BRICKSTER Adin Thompson	11	66.5 1600m	0:11.31 1600m	1:52.27 [10] (0:14.53)	1:37.74 [10] (0:11.31)	1:26.43 [9] (0:11.96)	1:14.47 [10] (0:11.92)	1:02.55 [10] (0:12.33)	0:50.22 [8] (0:12.54)	0:37.68 [8] (0:12.34)	0:37.68	+5

Scratched: Summit Special (#6), Venomous (#12)

[] Ranking at each section and finish
 -:-:- No data available at this section
 NA No data available

SCN Saddle cloth number
 DNF Did not finish
 DNT Did not track



Sunshine Coast QLD Professional

Race 7: TAB Class 1 Handicap - 1800m

22 January 2023 - 16:25



Track Rating: Good 4, Weather: Fine, Rail Position: +9m Entire Course

Section	Overall	1600m	1400m	1200m	1000m	800m	600m	Last 600m						
Field Times	1:50.40 (0:13.65)	1:36.75 (0:11.31)	1:25.44 (0:11.65)	1:13.79 (0:11.99)	1:01.80 (0:12.67)	0:49.13 (0:12.76)	0:36.37 (0:12.11)	0:36.37						
Rank	TAB	Horse/Jockey	Barrier	Top Speed [km/h]	Fastest Section									Distance Travelled [m]
11	14	STELLAR Jason Taylor	7	64.4 1600m	0:11.55 1600m	1:52.86 [11] (0:14.57)	1:38.29 [11] (0:11.55)	1:26.74 [11] (0:12.01)	1:14.73 [12] (0:11.88)	1:02.85 [12] (0:12.45)	0:50.40 [11] (0:12.47)	0:37.93 [11] (0:12.25)	0:37.93	+3
12	2	CRITICAL THINKER Boris Thornton	14	66.0 1600m	0:11.24 1600m	1:53.26 [12] (0:13.93)	1:39.33 [4] (0:11.24)	1:28.09 [3] (0:11.44)	1:16.65 [1] (0:11.99)	1:04.66 [1] (0:12.67)	0:51.99 [1] (0:12.81)	0:39.18 [3] (0:12.18)	0:39.18	+6

Scratched: Summit Special (#6), Venomous (#12)



Sunshine Coast QLD Professional

Race 7: TAB Class 1 Handicap - 1800m

22 January 2023 - 16:25



Track Rating: Good 4, Weather: Fine, Rail Position: +9m Entire Course

Section				400m	200m			Last 600m		
Field Times				0:24.26 (0:11.97)	0:12.29 (0:12.29)			0:36.37		
Rank	TAB	Horse/Jockey	Barrier	Top Speed [km/h]	Fastest Section	Margin				Distance Travelled [m]
1	1	BONBORA Yvette Lewis	2	64.5 1600m	0:11.46 1600m	0:23.94 [5] (0:11.86)	0:12.08 [3] (0:12.08)	1:50.40		0:35.78
2	8	WILLNOTQUIT Ben Thompson	8	64.7 Overall	0:11.40 1600m	0:24.56 [4] (0:11.92)	0:12.64 [2] (0:12.64)	3L		0:36.59 +4
3	9	SHADYVALE STORM Sean Cormack	1	66.3 Overall	0:11.31 1600m	0:24.79 [1] (0:11.97)	0:12.82 [1] (0:12.82)	3.1L		0:36.90 -1
4	11	CASSOWARY Nozi Tomizawa	6	64.0 1600m	0:11.50 1600m	0:24.30 [8] (0:11.93)	0:12.37 [6] (0:12.37)	3.2L		0:36.07 -3
5	10	DAULAT MACTIGAMOR Tiffani Brooker	5	63.1 1600m	0:11.59 1600m	0:24.31 [7] (0:11.78)	0:12.53 [4] (0:12.53)	3.4L		0:36.16 +2
6	3	APATAKI Craig Robertson	9	64.1 Overall	0:11.60 1600m	0:24.32 [10] (0:11.68)	0:12.64 [7] (0:12.64)	5.2L		0:36.26 +1
7	7	RUFUS WINRIGHT Elione Chaves	3	63.9 Overall	0:11.48 1600m	0:25.73 [2] (0:12.34)	0:13.39 [5] (0:13.39)	8.7L		0:37.83 +5
8	5	POPPY JOAN Ryan Maloney	13	66.1 1600m	0:11.52 1600m	0:25.21 [9] (0:12.08)	0:13.13 [10] (0:13.13)	8.9L		0:37.36 +9
9	4	WINSTON SMURFHILL Nikita Beriman	4	65.7 Overall	0:11.38 1600m	0:25.49 [6] (0:12.12)	0:13.37 [9] (0:13.37)	9.4L		0:37.73 +2
10	13	BRICKSTER Adin Thompson	11	66.5 1600m	0:11.31 1600m	0:25.34 [11] (0:12.35)	0:12.99 [11] (0:12.99)	10.4L		0:37.68 +5

Scratched: Summit Special (#6), Venomous (#12)

[] Ranking at each section and finish
 -:-:- No data available at this section
 NA No data available

SCN Saddle cloth number
 DNF Did not finish
 DNT Did not track



Sunshine Coast QLD Professional

Race 7: TAB Class 1 Handicap - 1800m

22 January 2023 - 16:25



Track Rating: Good 4, Weather: Fine, Rail Position: +9m Entire Course

Section		400m	200m			Last 600m			
Field Times		0:24.26 (0:11.97)	0:12.29 (0:12.29)			0:36.37			
Rank	TAB Horse/Jockey	Barrier	Top Speed [km/h]	Fastest Section	Margin	Distance Travelled [m]			
11	14 STELLAR Jason Taylor	7	64.4 1600m	0:11.55 1600m	0:25.68 [12] (0:12.31)	0:13.37 [12] (0:13.37)	13.7L	0:37.93	+3
12	2 CRITICAL THINKER Boris Thornton	14	66.0 1600m	0:11.24 1600m	0:27.00 [3] (0:12.42)	0:14.58 [8] (0:14.58)	16L	0:39.18	+6

Scratched: Summit Special (#6), Venomous (#12)

[] Ranking at each section and finish
 -:-:-:- No data available at this section
 NA No data available

SCN Saddle cloth number
 DNF Did not finish
 DNT Did not track



Horse/Jockey Name	Bonbora
Final Rank	1
Fastest Section Time (Section)	0:11.46 (1600m)
Top Speed [km/h] (Section)	64.5 (1600m)
Race State	Finished



Sunshine Coast QLD Professional

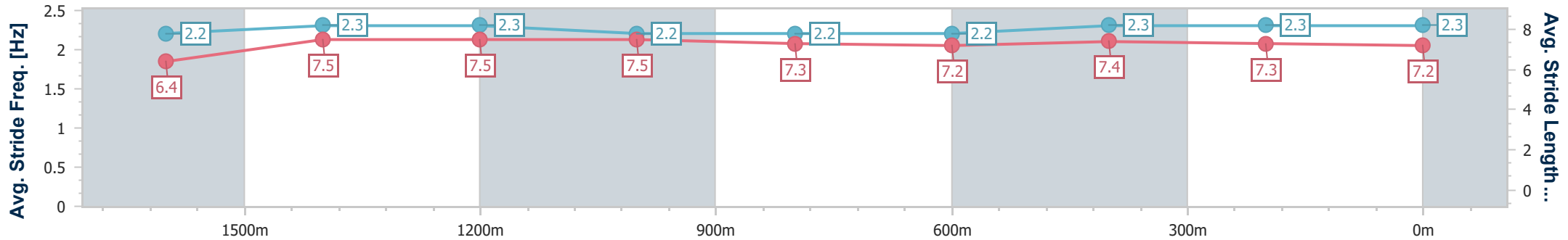
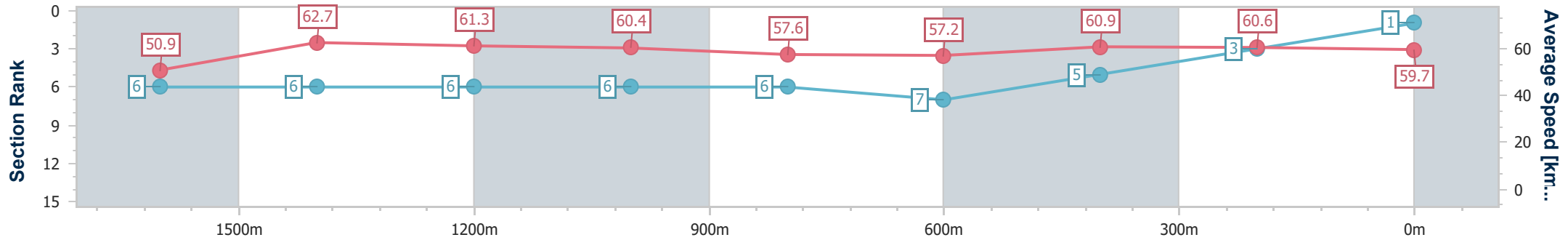
Race 7: TAB Class 1 Handicap - 1800m

22 January 2023 - 16:25

Track Rating: Good 4, Weather: Fine, Rail Position: +9m Entire Course



Section	Overall	1600m	1400m	1200m	1000m	800m	600m	400m	200m				
Section Times	1:50.40 [1] (0:14.16)	1:36.24 [6] (0:11.46)	1:24.78 [6] (0:11.80)	1:12.98 [6] (0:11.94)	1:01.04 [6] (0:12.58)	0:48.46 [6] (0:12.68)	0:35.78 [7] (0:11.84)	0:23.94 [5] (0:11.86)	0:12.08 [3] (0:12.08)				
Average Speed [km/h]	50.9	62.7	61.3	60.4	57.6	57.2	60.9	60.6	59.7				
Top Speed [km/h]	63.5	64.5	62.0	62.8	59.3	59.4	62.6	61.2	60.9				
Avg. Dist. to Rail [m]	1.5	0.4	1.2	2.1	1.9	1.3	0.4	2.1	2.3				
Avg. Stride Freq. [Hz]	2.2	2.3	2.3	2.2	2.2	2.2	2.3	2.3	2.3				
Avg. Stride Length [m]	6.4	7.5	7.5	7.5	7.3	7.2	7.4	7.3	7.2				



- [] Ranking at each section and finish
- .-.- No data available at this section
- NA No data available



Horse/Jockey Name	Willnotquit
Final Rank	2
Fastest Section Time (Section)	0:11.40 (1600m)
Top Speed [km/h] (Section)	64.7 (Overall)
Race State	Finished



Sunshine Coast QLD Professional

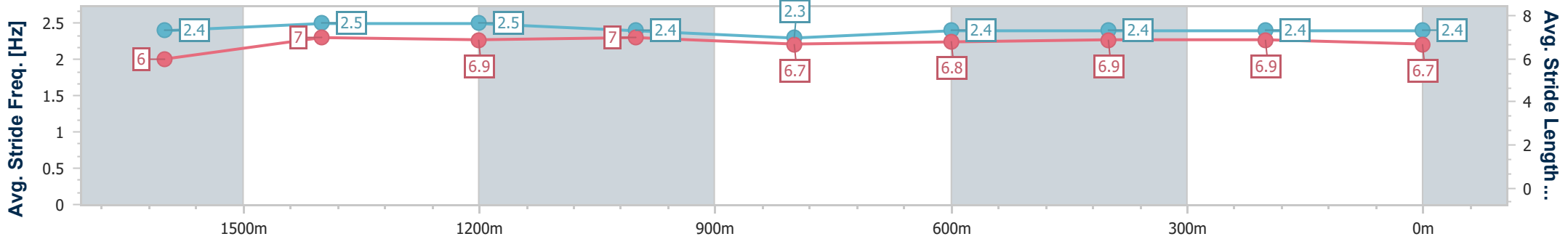
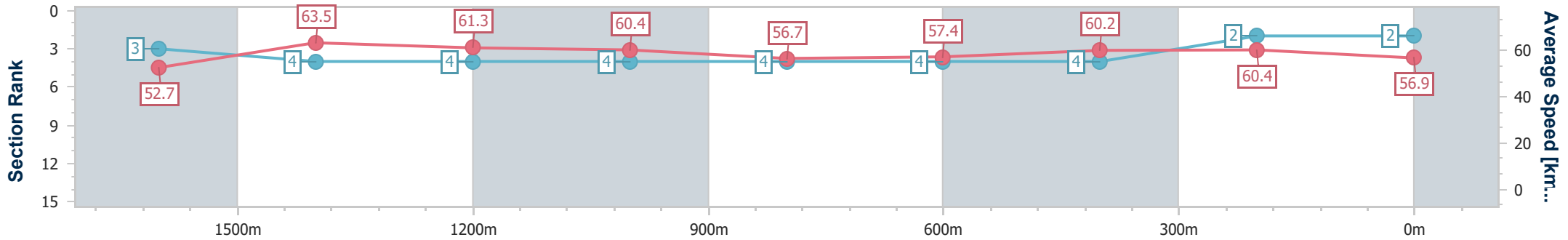
Race 7: TAB Class 1 Handicap - 1800m

22 January 2023 - 16:25

Track Rating: Good 4, Weather: Fine, Rail Position: +9m Entire Course



Section	Overall	1600m	1400m	1200m	1000m	800m	600m	400m	200m				
Section Times	1:50.92 [2] (0:13.82)	1:37.10 [3] (0:11.40)	1:25.70 [4] (0:11.79)	1:13.91 [4] (0:11.95)	1:01.96 [4] (0:12.76)	0:49.20 [4] (0:12.61)	0:36.59 [4] (0:12.03)	0:24.56 [4] (0:11.92)	0:12.64 [2] (0:12.64)				
Average Speed [km/h]	52.7	63.5	61.3	60.4	56.7	57.4	60.2	60.4	56.9				
Top Speed [km/h]	64.7	64.5	62.3	61.0	59.1	59.7	61.9	60.9	59.5				
Avg. Dist. to Rail [m]	5.4	2.2	1.5	2.0	1.9	1.1	1.0	3.2	3.1				
Avg. Stride Freq. [Hz]	2.4	2.5	2.5	2.4	2.3	2.4	2.4	2.4	2.4				
Avg. Stride Length [m]	6.0	7.0	6.9	7.0	6.7	6.8	6.9	6.9	6.7				



- [] Ranking at each section and finish
- .-.- No data available at this section
- NA No data available



Horse/Jockey Name	Shadyvale Storm
Final Rank	3
Fastest Section Time (Section)	0:11.31 (1600m)
Top Speed [km/h] (Section)	66.3 (Overall)
Race State	Finished



Sunshine Coast QLD Professional

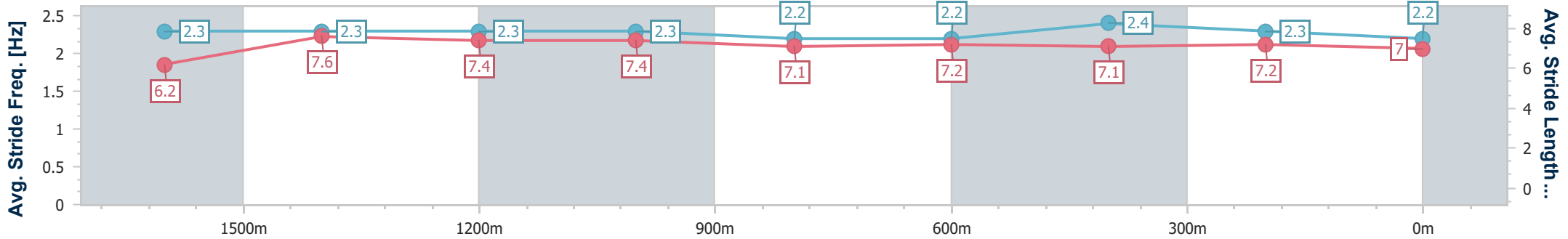
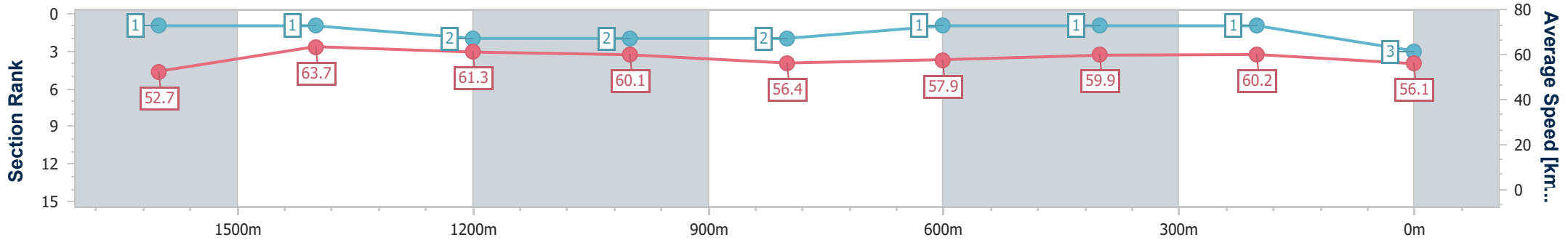
Race 7: TAB Class 1 Handicap - 1800m

22 January 2023 - 16:25

Track Rating: Good 4, Weather: Fine, Rail Position: +9m Entire Course



Section	Overall	1600m	1400m	1200m	1000m	800m	600m	400m	200m				
Section Times	1:50.93 [3] (0:13.65)	1:37.28 [1] (0:11.31)	1:25.97 [1] (0:11.82)	1:14.15 [2] (0:12.01)	1:02.14 [2] (0:12.77)	0:49.37 [2] (0:12.47)	0:36.90 [1] (0:12.11)	0:24.79 [1] (0:11.97)	0:12.82 [1] (0:12.82)				
Average Speed [km/h]	52.7	63.7	61.3	60.1	56.4	57.9	59.9	60.2	56.1				
Top Speed [km/h]	66.3	66.1	61.8	61.4	58.4	61.7	61.6	61.5	58.4				
Avg. Dist. to Rail [m]	0.6	0.8	1.9	1.5	0.7	0.5	1.3	1.2	1.3				
Avg. Stride Freq. [Hz]	2.3	2.3	2.3	2.3	2.2	2.2	2.4	2.3	2.2				
Avg. Stride Length [m]	6.2	7.6	7.4	7.4	7.1	7.2	7.1	7.2	7.0				



- [] Ranking at each section and finish
- .-.- No data available at this section
- NA No data available



Horse/Jockey Name	Cassowary
Final Rank	4
Fastest Section Time (Section)	0:11.50 (1600m)
Top Speed [km/h] (Section)	64.0 (1600m)
Race State	Finished



Sunshine Coast QLD Professional

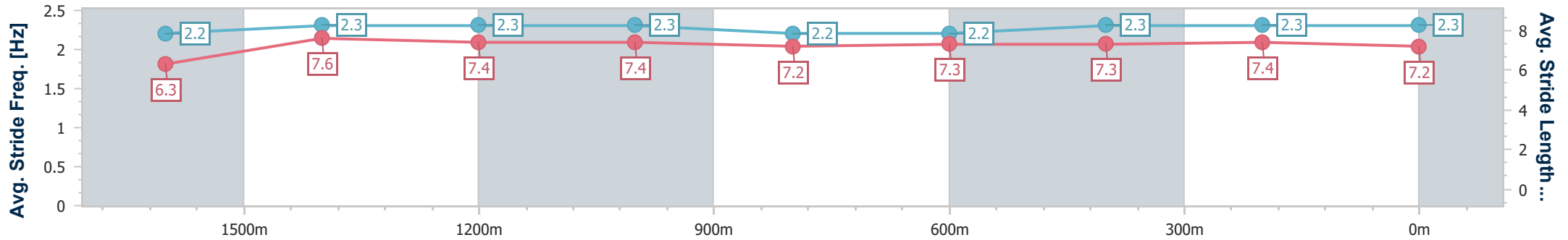
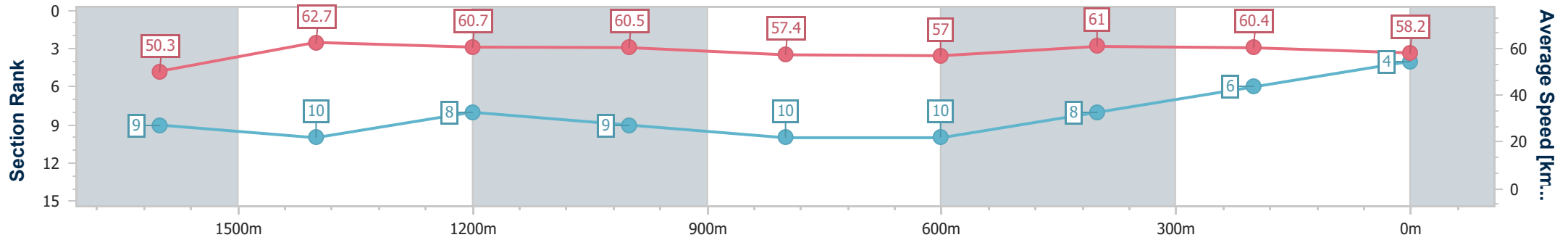
Race 7: TAB Class 1 Handicap - 1800m

22 January 2023 - 16:25

Track Rating: Good 4, Weather: Fine, Rail Position: +9m Entire Course



Section	Overall	1600m	1400m	1200m	1000m	800m	600m	400m	200m
Section Times	1:50.94 [4] (0:14.42)	1:36.52 [9] (0:11.50)	1:25.02 [10] (0:11.90)	1:13.12 [8] (0:11.91)	1:01.21 [9] (0:12.56)	0:48.65 [10] (0:12.58)	0:36.07 [10] (0:11.77)	0:24.30 [8] (0:11.93)	0:12.37 [6] (0:12.37)
Average Speed [km/h]	50.3	62.7	60.7	60.5	57.4	57.0	61.0	60.4	58.2
Top Speed [km/h]	61.2	64.0	61.8	61.7	58.9	58.1	63.3	61.9	60.1
Avg. Dist. to Rail [m]	3.7	1.2	0.8	0.6	0.4	0.5	0.7	1.0	1.8
Avg. Stride Freq. [Hz]	2.2	2.3	2.3	2.3	2.2	2.2	2.3	2.3	2.3
Avg. Stride Length [m]	6.3	7.6	7.4	7.4	7.2	7.3	7.3	7.4	7.2



- [] Ranking at each section and finish
- .-.- No data available at this section
- NA No data available



Horse/Jockey Name	Daulat Machtigamor
Final Rank	5
Fastest Section Time (Section)	0:11.59 (1600m)
Top Speed [km/h] (Section)	63.1 (1600m)
Race State	Finished



Sunshine Coast QLD Professional

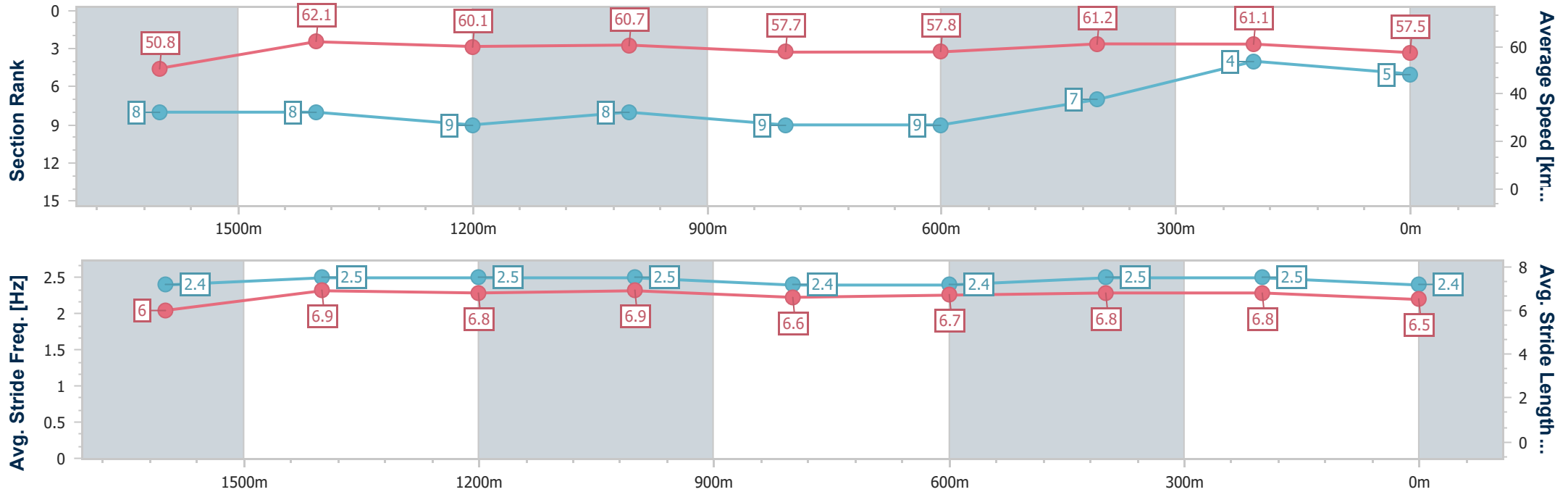
Race 7: TAB Class 1 Handicap - 1800m

22 January 2023 - 16:25

Track Rating: Good 4, Weather: Fine, Rail Position: +9m Entire Course



Section	Overall	1600m	1400m	1200m	1000m	800m	600m	400m	200m				
Section Times	1:50.97 [5] (0:14.22)	1:36.75 [8] (0:11.59)	1:25.16 [8] (0:12.04)	1:13.12 [9] (0:11.88)	1:01.24 [8] (0:12.53)	0:48.71 [9] (0:12.55)	0:36.16 [9] (0:11.85)	0:24.31 [7] (0:11.78)	0:12.53 [4] (0:12.53)				
Average Speed [km/h]	50.8	62.1	60.1	60.7	57.7	57.8	61.2	61.1	57.5				
Top Speed [km/h]	63.0	63.1	60.9	62.1	60.5	59.5	62.9	62.5	59.8				
Avg. Dist. to Rail [m]	3.1	0.9	1.8	1.8	2.0	1.4	1.1	3.7	4.9				
Avg. Stride Freq. [Hz]	2.4	2.5	2.5	2.5	2.4	2.4	2.5	2.5	2.4				
Avg. Stride Length [m]	6.0	6.9	6.8	6.9	6.6	6.7	6.8	6.8	6.5				



- [] Ranking at each section and finish
- .-.- No data available at this section
- NA No data available



Horse/Jockey Name	Apataki
Final Rank	6
Fastest Section Time (Section)	0:11.60 (1600m)
Top Speed [km/h] (Section)	64.1 (Overall)
Race State	Finished



Sunshine Coast QLD Professional

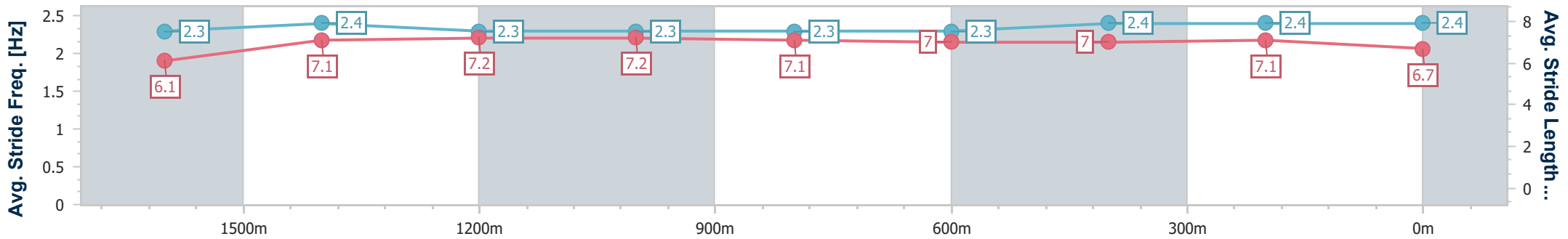
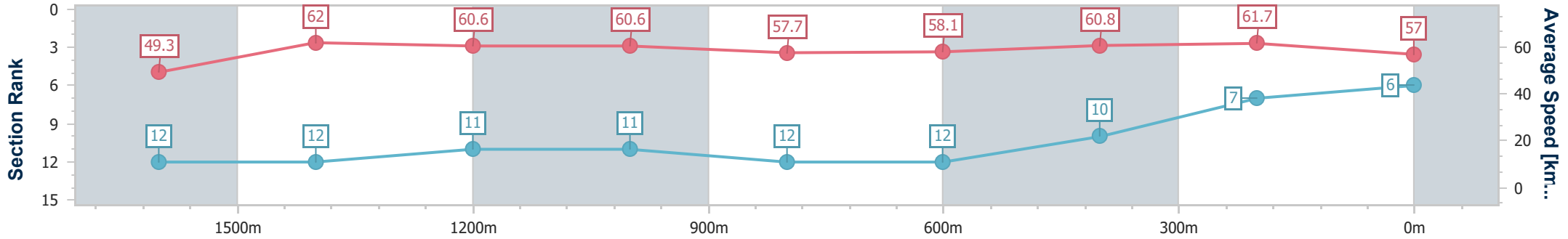
Race 7: TAB Class 1 Handicap - 1800m

22 January 2023 - 16:25

Track Rating: Good 4, Weather: Fine, Rail Position: +9m Entire Course



Section	Overall	1600m	1400m	1200m	1000m	800m	600m	400m	200m				
Section Times	1:51.31 [6] (0:14.62)	1:36.69 [12] (0:11.60)	1:25.09 [12] (0:11.91)	1:13.18 [11] (0:11.89)	1:01.29 [11] (0:12.53)	0:48.76 [12] (0:12.50)	0:36.26 [12] (0:11.94)	0:24.32 [10] (0:11.68)	0:12.64 [7] (0:12.64)				
Average Speed [km/h]	49.3	62.0	60.6	60.6	57.7	58.1	60.8	61.7	57.0				
Top Speed [km/h]	64.1	64.0	61.7	62.0	59.3	59.8	63.6	63.1	62.2				
Avg. Dist. to Rail [m]	4.4	0.6	0.8	1.4	1.4	1.2	1.8	4.4	6.2				
Avg. Stride Freq. [Hz]	2.3	2.4	2.3	2.3	2.3	2.3	2.4	2.4	2.4				
Avg. Stride Length [m]	6.1	7.1	7.2	7.2	7.1	7.0	7.0	7.1	6.7				



- [] Ranking at each section and finish
- .-.- No data available at this section
- NA No data available



Horse/Jockey Name	Rufus Winright
Final Rank	7
Fastest Section Time (Section)	0:11.48 (1600m)
Top Speed [km/h] (Section)	63.9 (Overall)
Race State	Finished



Sunshine Coast QLD Professional

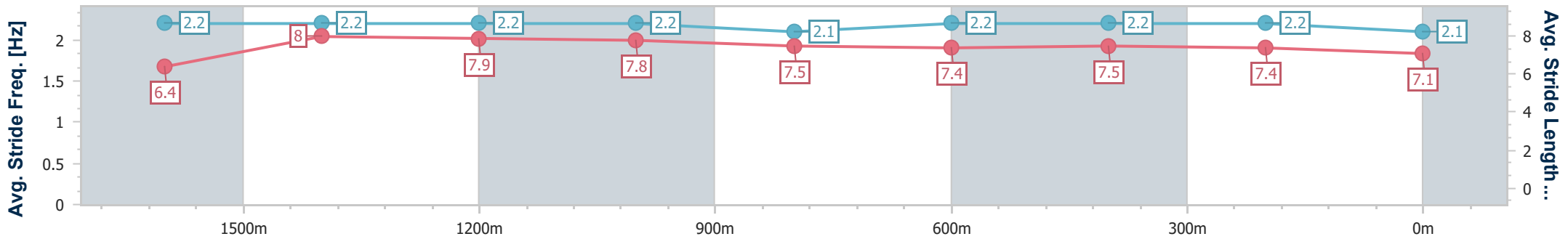
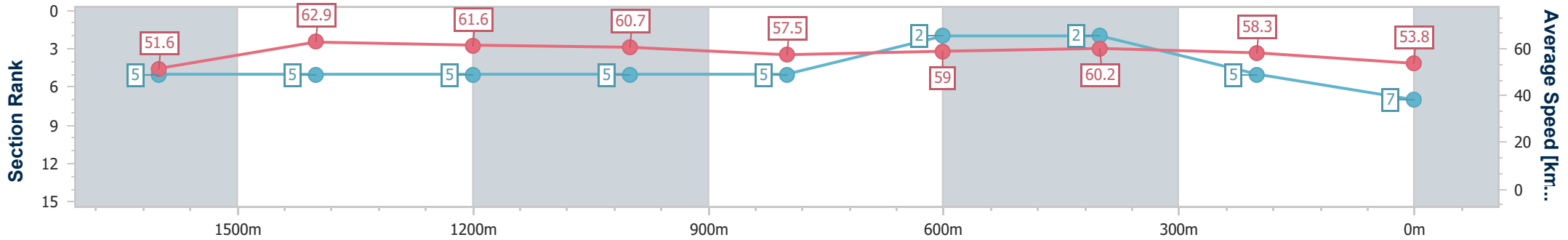
Race 7: TAB Class 1 Handicap - 1800m



22 January 2023 - 16:25

Track Rating: Good 4, Weather: Fine, Rail Position: +9m Entire Course

Section	Overall	1600m	1400m	1200m	1000m	800m	600m	400m	200m
Section Times	1:51.93 [7] (0:13.99)	1:37.94 [5] (0:11.48)	1:26.46 [5] (0:11.78)	1:14.68 [5] (0:11.88)	1:02.80 [5] (0:12.62)	0:50.18 [5] (0:12.35)	0:37.83 [2] (0:12.10)	0:25.73 [2] (0:12.34)	0:13.39 [5] (0:13.39)
Average Speed [km/h]	51.6	62.9	61.6	60.7	57.5	59.0	60.2	58.3	53.8
Top Speed [km/h]	63.9	63.8	63.4	62.1	59.7	60.7	61.2	59.8	56.3
Avg. Dist. to Rail [m]	2.0	1.3	2.3	2.3	2.4	2.3	1.9	2.6	2.7
Avg. Stride Freq. [Hz]	2.2	2.2	2.2	2.2	2.1	2.2	2.2	2.2	2.1
Avg. Stride Length [m]	6.4	8.0	7.9	7.8	7.5	7.4	7.5	7.4	7.1



- [] Ranking at each section and finish
- .-.- No data available at this section
- NA No data available



Horse/Jockey Name	Poppy Joan
Final Rank	8
Fastest Section Time (Section)	0:11.52 (1600m)
Top Speed [km/h] (Section)	66.1 (1600m)
Race State	Finished



Sunshine Coast QLD Professional

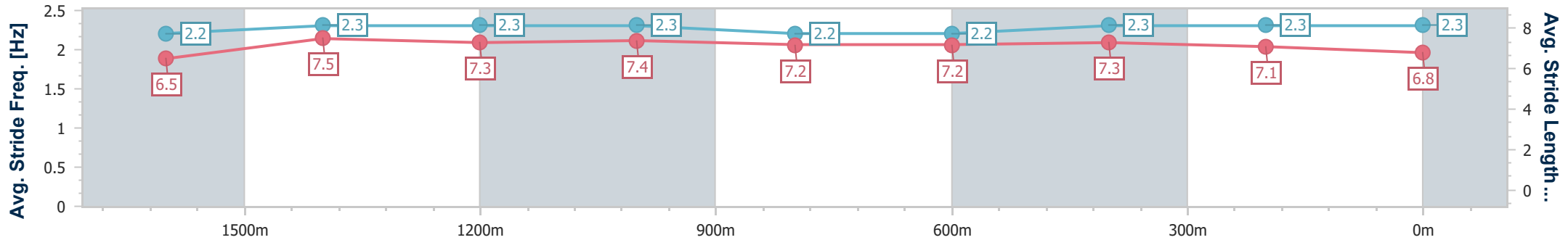
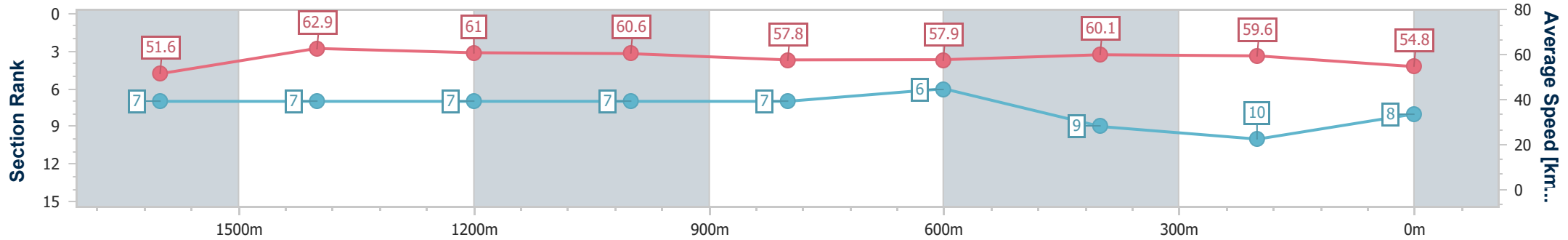
Race 7: TAB Class 1 Handicap - 1800m

22 January 2023 - 16:25

Track Rating: Good 4, Weather: Fine, Rail Position: +9m Entire Course



Section	Overall	1600m	1400m	1200m	1000m	800m	600m	400m	200m				
Section Times	1:51.97 [8] (0:14.17)	1:37.80 [7] (0:11.52)	1:26.28 [7] (0:11.91)	1:14.37 [7] (0:11.91)	1:02.46 [7] (0:12.53)	0:49.93 [7] (0:12.57)	0:37.36 [6] (0:12.15)	0:25.21 [9] (0:12.08)	0:13.13 [10] (0:13.13)				
Average Speed [km/h]	51.6	62.9	61.0	60.6	57.8	57.9	60.1	59.6	54.8				
Top Speed [km/h]	65.1	66.1	61.9	61.9	59.6	58.8	61.5	60.5	58.5				
Avg. Dist. to Rail [m]	8.2	3.3	2.9	2.6	2.5	1.9	2.3	6.4	7.8				
Avg. Stride Freq. [Hz]	2.2	2.3	2.3	2.3	2.2	2.2	2.3	2.3	2.3				
Avg. Stride Length [m]	6.5	7.5	7.3	7.4	7.2	7.2	7.3	7.1	6.8				



- [] Ranking at each section and finish
- .-.- No data available at this section
- NA No data available



Horse/Jockey Name	Winston Smurfhill
Final Rank	9
Fastest Section Time (Section)	0:11.38 (1600m)
Top Speed [km/h] (Section)	65.7 (Overall)
Race State	Finished



Sunshine Coast QLD Professional

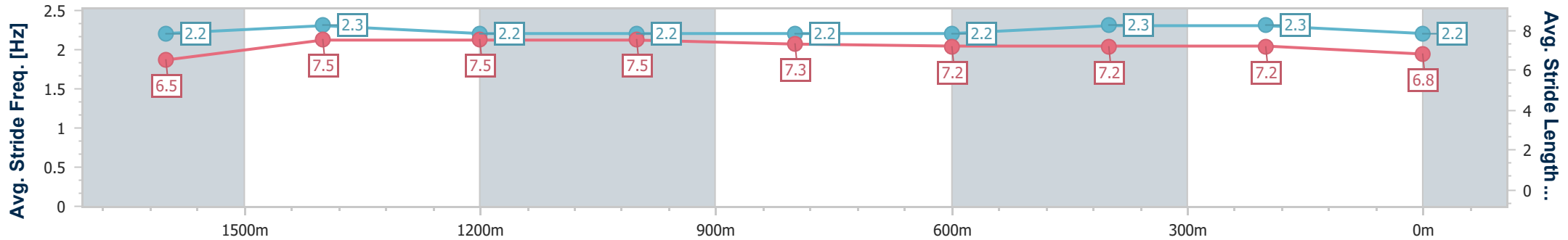
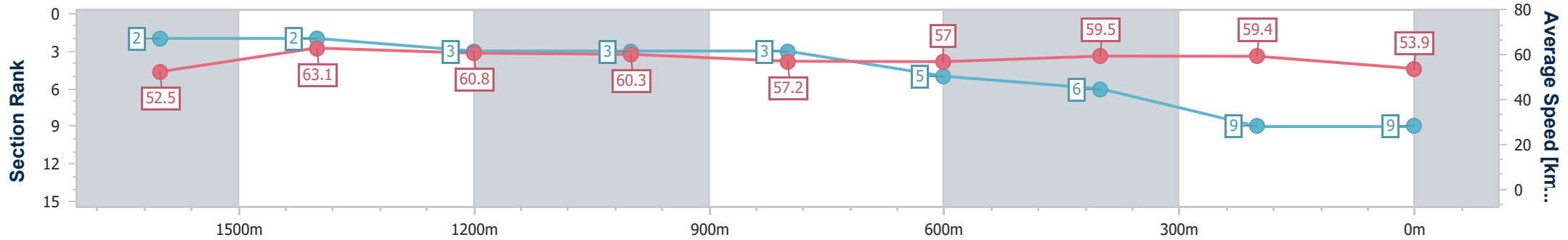
Race 7: TAB Class 1 Handicap - 1800m

22 January 2023 - 16:25

Track Rating: Good 4, Weather: Fine, Rail Position: +9m Entire Course



Section	Overall	1600m	1400m	1200m	1000m	800m	600m	400m	200m				
Section Times	1:52.08 [9] (0:13.71)	1:38.37 [2] (0:11.38)	1:26.99 [2] (0:11.89)	1:15.10 [3] (0:11.96)	1:03.14 [3] (0:12.67)	0:50.47 [3] (0:12.74)	0:37.73 [5] (0:12.24)	0:25.49 [6] (0:12.12)	0:13.37 [9] (0:13.37)				
Average Speed [km/h]	52.5	63.1	60.8	60.3	57.2	57.0	59.5	59.4	53.9				
Top Speed [km/h]	65.7	65.7	62.2	61.6	59.3	58.4	60.5	60.3	58.1				
Avg. Dist. to Rail [m]	1.9	0.4	1.4	2.2	2.1	1.7	2.1	4.9	6.3				
Avg. Stride Freq. [Hz]	2.2	2.3	2.2	2.2	2.2	2.2	2.3	2.3	2.2				
Avg. Stride Length [m]	6.5	7.5	7.5	7.5	7.3	7.2	7.2	7.2	6.8				



- [] Ranking at each section and finish
- .-.-.- No data available at this section
- NA No data available



Horse/Jockey Name	Brickster
Final Rank	10
Fastest Section Time (Section)	0:11.31 (1600m)
Top Speed [km/h] (Section)	66.5 (1600m)
Race State	Finished



Sunshine Coast QLD Professional

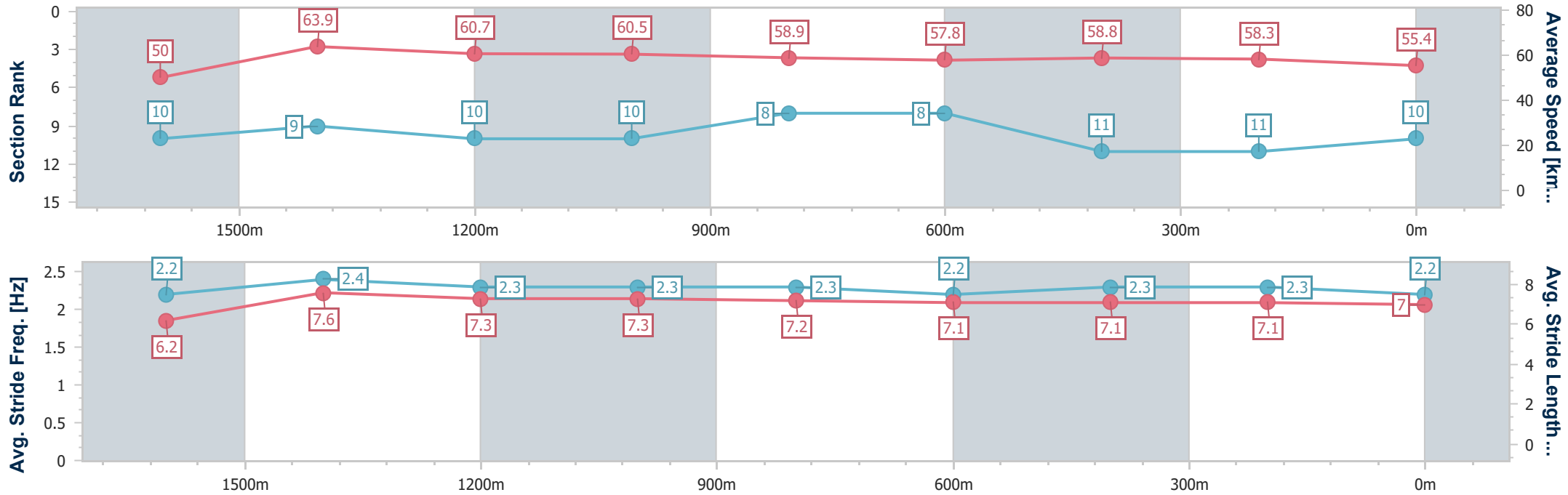
Race 7: TAB Class 1 Handicap - 1800m

22 January 2023 - 16:25

Track Rating: Good 4, Weather: Fine, Rail Position: +9m Entire Course



Section	Overall	1600m	1400m	1200m	1000m	800m	600m	400m	200m				
Section Times	1:52.27 [10] (0:14.53)	1:37.74 [10] (0:11.31)	1:26.43 [9] (0:11.96)	1:14.47 [10] (0:11.92)	1:02.55 [10] (0:12.33)	0:50.22 [8] (0:12.54)	0:37.68 [8] (0:12.34)	0:25.34 [11] (0:12.35)	0:12.99 [11] (0:12.99)				
Average Speed [km/h]	50.0	63.9	60.7	60.5	58.9	57.8	58.8	58.3	55.4				
Top Speed [km/h]	64.1	66.5	61.4	62.3	60.4	59.0	60.2	59.2	57.7				
Avg. Dist. to Rail [m]	5.9	2.6	3.5	3.1	2.5	1.4	1.4	4.1	4.3				
Avg. Stride Freq. [Hz]	2.2	2.4	2.3	2.3	2.3	2.2	2.3	2.3	2.2				
Avg. Stride Length [m]	6.2	7.6	7.3	7.3	7.2	7.1	7.1	7.1	7.0				



- [] Ranking at each section and finish
- .-.- No data available at this section
- NA No data available



Horse/Jockey Name	Stellar
Final Rank	11
Fastest Section Time (Section)	0:11.55 (1600m)
Top Speed [km/h] (Section)	64.4 (1600m)
Race State	Finished



Sunshine Coast QLD Professional

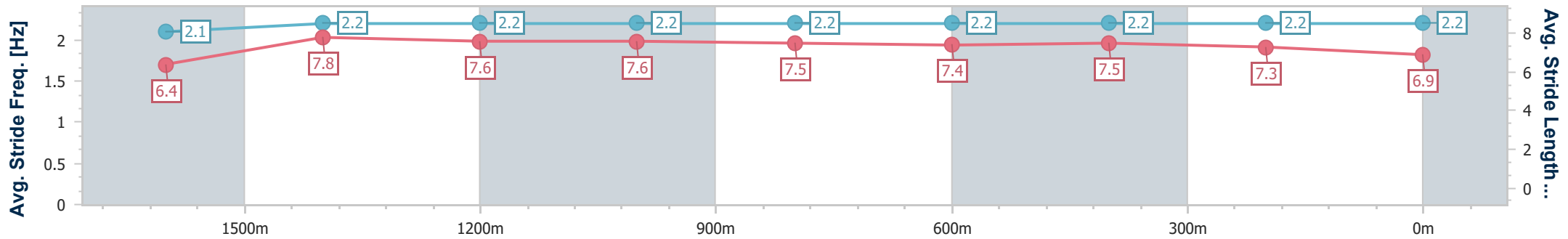
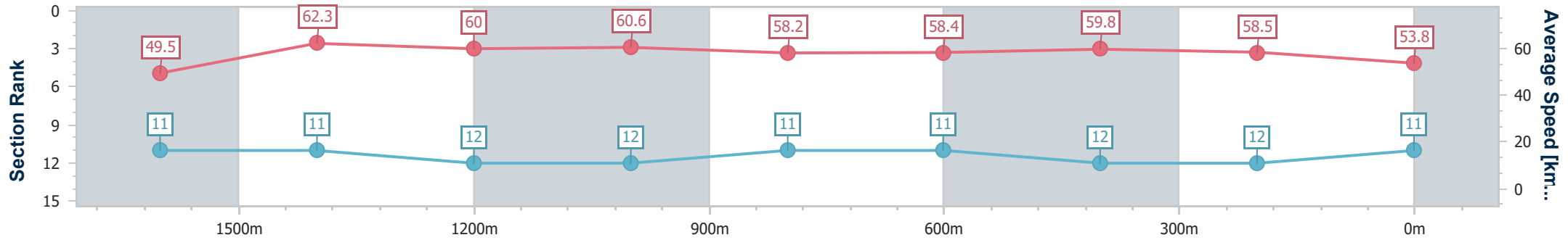
Race 7: TAB Class 1 Handicap - 1800m

22 January 2023 - 16:25

Track Rating: Good 4, Weather: Fine, Rail Position: +9m Entire Course



Section	Overall	1600m	1400m	1200m	1000m	800m	600m	400m	200m				
Section Times	1:52.86 [11] (0:14.57)	1:38.29 [11] (0:11.55)	1:26.74 [11] (0:12.01)	1:14.73 [12] (0:11.88)	1:02.85 [12] (0:12.45)	0:50.40 [11] (0:12.47)	0:37.93 [11] (0:12.25)	0:25.68 [12] (0:12.31)	0:13.37 [12] (0:13.37)				
Average Speed [km/h]	49.5	62.3	60.0	60.6	58.2	58.4	59.8	58.5	53.8				
Top Speed [km/h]	61.1	64.4	62.5	61.8	59.5	60.0	61.6	60.0	57.0				
Avg. Dist. to Rail [m]	3.3	0.8	0.8	1.7	1.9	2.1	3.0	5.5	7.1				
Avg. Stride Freq. [Hz]	2.1	2.2	2.2	2.2	2.2	2.2	2.2	2.2	2.2				
Avg. Stride Length [m]	6.4	7.8	7.6	7.6	7.5	7.4	7.5	7.3	6.9				



- [] Ranking at each section and finish
- .-.- No data available at this section
- NA No data available



Horse/Jockey Name	Critical Thinker
Final Rank	12
Fastest Section Time (Section)	0:11.24 (1600m)
Top Speed [km/h] (Section)	66.0 (1600m)
Race State	Finished



Sunshine Coast QLD Professional

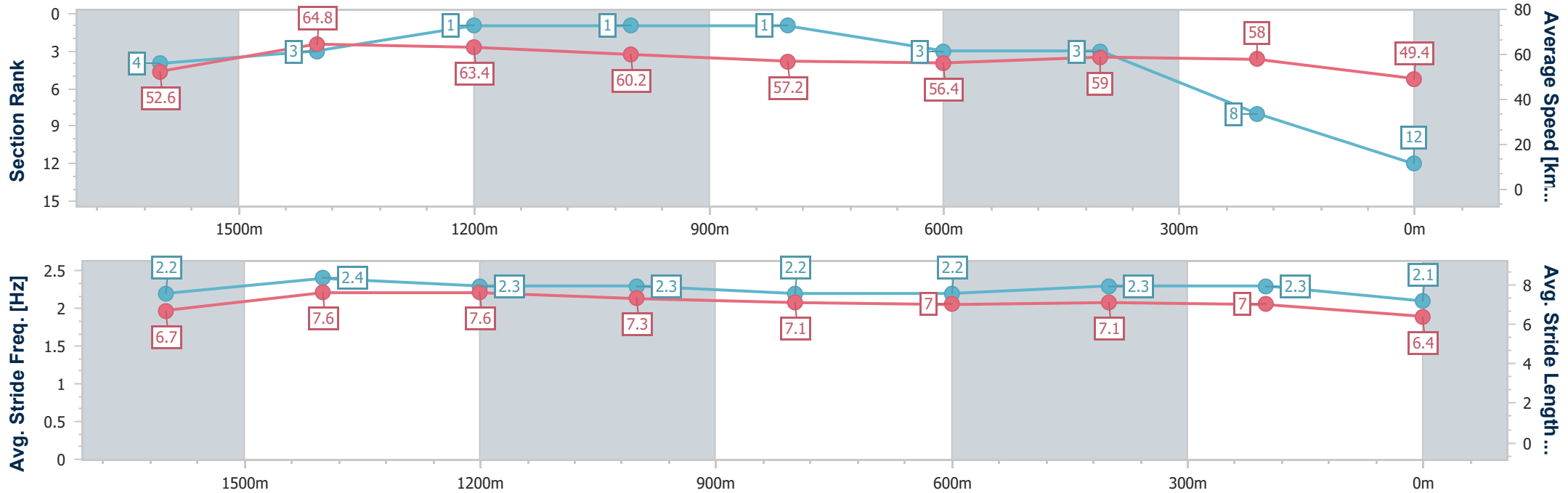
Race 7: TAB Class 1 Handicap - 1800m

22 January 2023 - 16:25

Track Rating: Good 4, Weather: Fine, Rail Position: +9m Entire Course



Section	Overall	1600m	1400m	1200m	1000m	800m	600m	400m	200m				
Section Times	1:53.26 [12] (0:13.93)	1:39.33 [4] (0:11.24)	1:28.09 [3] (0:11.44)	1:16.65 [1] (0:11.99)	1:04.66 [1] (0:12.67)	0:51.99 [1] (0:12.81)	0:39.18 [3] (0:12.18)	0:27.00 [3] (0:12.42)	0:14.58 [8] (0:14.58)				
Average Speed [km/h]	52.6	64.8	63.4	60.2	57.2	56.4	59.0	58.0	49.4				
Top Speed [km/h]	64.2	66.0	65.4	62.0	58.6	59.4	61.1	58.9	56.4				
Avg. Dist. to Rail [m]	8.7	5.0	3.3	2.3	2.0	0.9	0.2	0.4	0.7				
Avg. Stride Freq. [Hz]	2.2	2.4	2.3	2.3	2.2	2.2	2.3	2.3	2.1				
Avg. Stride Length [m]	6.7	7.6	7.6	7.3	7.1	7.0	7.1	7.0	6.4				



- [] Ranking at each section and finish
- .-.- No data available at this section
- NA No data available